

(42)

規 劃 署

粉嶺、上水及元朗東規劃處
新界荃灣青山公路 388 號
中染大廈 22 樓 2202 室




Planning Department

Fanling, Sheung Shui & Yuen Long East
District Planning Office
Unit 2202, 22/F, CDW Building,
388 Castle Peak Road, Tsuen Wan, N.T.

來函檔號	Your Reference :	S3114/YPR_LPH/23/001Lg
本署檔號	Our Reference :	() in TPB/A/YL-MP/341
電話號碼	Tel. No. :	3168 4072
傳真機號碼	Fax No. :	3168 4074 / 3168 4045

By Post and Fax
5 March 2024



Dear Sir/Madam,

Compliance with Approval Condition (a) Submission of fire service installations proposal

**Proposed Temporary Light Public Housing Development for a Period of 3 Years and
Associated Filling and Excavation of Land in “Recreation” and “Residential (Group C)”
Zones, Various Lots in D.D. 104 and Adjoining Government Land,
Yau Pok Road, Mai Po, Yuen Long**

(Section 16A Application No. A/YL-MP/341)

I refer to your submission dated 7.2.2024 regarding the submission of a fire service installation proposal in an attempt for compliance with approval condition (a). Your submission is considered:

- Acceptable. The captioned condition has been complied with.
- Acceptable. Since the captioned condition requires both the submission and implementation of the proposal, it has not been fully complied with. Please proceed to implement the accepted proposal for full compliance with the approval condition.
- Not acceptable. The captioned condition has not been complied with.

Should you have any queries, please contact Mr CHEUNG Wing Hei (Tel: 2739 8775) of Fire Services Department direct.

Yours sincerely,




(K W N G)
District Planning Officer/
Fanling, Sheung Shui and Yuen Long East
Planning Department


C.C.
D of FS
CTP/TPB(3)

(Attn.: Mr CHEUNG Wing Hei)

KWN/KAC/mw



PLANNING LIMITED
規劃顧問有限公司



By Email

Our Ref: S3114/YPR_LPH/23/001Lg

7 February 2024

Fanling, Sheung Shui &
Yuen Long East District Planning Office
Planning Department
Unit 2202
22/F CDW Building
388 Castle Peak Road
Tsuen Wan, N.T..

Attn: Mr Gary Lam

Dear Gary,

**S16A(2) Application for Amendment to Permission
Approved Temporary Light Public Housing Development For a Period of 3 Years
at Various Lots in DD 104 and the Adjoining Government Land,
Yau Pok Road, Yuen Long
TPB Ref.: A/YL-MP/341
- Discharge of Approval Condition (a) -**

Reference is made to the S16 Planning Application approved by the Town Planning Board on 9 June 2023. We hereby submit information to facilitate compliance with the following Planning Approval Condition:

(a) – *“the submission of fire service installations proposal within 9 months from the date of planning approval to the satisfaction of the Director of Fire Services or of the TPB by 9.3.2024”*

Meanwhile, should you have any queries in relation to the attached, please do not hesitate to contact Mr Kenneth To or the undersigned at [REDACTED]

Thank you for your kind attention.

Yours faithfully
For and on behalf of
KTA PLANNING LIMITED


Gladys Ng

Encl.

cc. the Applicant & Team

KT/GN/vy




FS 57981.9





本處檔號 OUR REF. : FP 8/31896 <1>
圖文傳真 FAX NO. : (852) 2722 6234
電話 TEL. NO. : (852) 3971 4650
電子郵件 E-mail : ado_np_11@hkfsd.gov.hk

3 January 2024



Dear Sir/Madam,

Submission of General Building Plan
Design and Construction of Light Public Housing at Yau Pok Road,
Yuen Long, at Tuen Mun Area 3A and at Choi Hing Road, Ngau Tau
Kok

For Yau Pok Road, Yuen Long
Contract No.: SS M518

Subject : Programme No.: 2HL

New Submission Plans – A Light Public Housing development
comprising ten 3-storey domestic buildings (with open kitchen and
institutional facilities), three single-storey commercial buildings used
as shops and offices, and seven single-storey buildings used as plant

Proposal : rooms and refuse collection point

I refer to your letter of 7.12.2023.

As the necessary Fire Services requirements in accordance with Para. 4.14,
4.21, 4.31, 4.36 and 4.37 of the *Code of Practice for Minimum Fire Service Installations and
Equipment* for this project have been fully incorporated on plans, the set of plans is endorsed.
Please also note that this approval is subject to compliance with the following requirements:

- (1) 2 x 2,000 litres water tank for the modified hose reel installation shall be provided.
- (2) 10 x 37,000, 2 x 90,000 litres water tank for automatic sprinkler installation shall be provided. The alarm of the sprinkler installation shall be connected to Fire Services Communications Centre through a direct line.
- (3) A sprinkler annunciator panel provided to indicated the floor / zone upon which sprinklers are operating.
- (4) 2 x 245,000 litres water tank for street fire hydrant system shall be provided.

Job No.	77 JAN 2024
Rec'd	77 JAN 2024
Team	
Urgent com: Y	

(5) Emergency generator, emergency lighting, exit sign, fire alarm system, visual fire alarm, fire detection system, portable hand-operated approved appliance, ventilation/air condition control system shall be provided.

(6) Please refer to the following link(s) for respective requirements / advices which shall be observed whenever and wherever they are applicable:

- Standard Requirements for Emergency Electrical Generator (NP/105)

https://www.hkfsd.gov.hk/storage/FSD_NP/NP105.pdf



- Recommendations for Fire Safety (NP/108)

https://www.hkfsd.gov.hk/storage/FSD_NP/NP108.pdf



- Points to Note for Submission of Form FSI/314 for Ventilation / Air Conditioning Control System (NP/112)

https://www.hkfsd.gov.hk/storage/FSD_NP/NP112.pdf



One set of the plans is retained for record. The other set is duly endorsed and ready for your collection at the **New Projects Division**, 2/F, Centre Parc, 11 Sheung Yuet Road, Kowloon Bay, Kowloon during the following hours:

Monday to Friday (except public holidays) **9:00a.m. – 12:30p.m. and 2:00p.m. – 4:30p.m.**

Please **bring along the original copy of this letter** with you when collecting the building plan(s). Your attention is invited to paragraph 4 of Appendix B of PNAP ADM-2 (Rev. 3/2022) in that if you do not collect the building plan(s) within 3 months from the date of this letter, the uncollected plan(s) will be deemed to be no longer required by you and will be disposed of without further notification.

Should you have any enquiries, please contact the case officer, Mr. LAU Ka-shun at tel. no. 3971 4654. If necessary, you may also contact his supervisor, Mr. LI Chi-fung at tel. no. 3971 4650.

Yours faithfully,

(NG Shiu-yan)

for Director of Fire Services

GENERAL NOTES :

- 1. ALL BUILDING COMPONENT DETAILS AND CALCULATIONS TO BE SUBMITTED SEPARATELY.
- 2. DRAINAGE PLANS TO BE SUBMITTED SEPARATELY.
- 3. ALL DIMENSIONS SHOWN ON ALL DRAWINGS ARE STRUCTURAL AND IN (MM) UNLESS OTHERWISE STATED.
- 4. ALL PARAPET WALLS OR BALUSTES TO BE MIN. 1100mm HIGH FROM FINISH FLOOR LEVEL MINIMUM.
- 5. CLEAR HEIGHT BETWEEN FLOOR LEVEL AND UNDERSIDE OF BEAM TO BE 2100mm MINIMUM AND THAT TO UNDERSIDE OF STAIRCASE TO BE 2000 mm MIN. CLEAR HEIGHT FOR THE HABITATION SPACE TO BE 2500mm MIN.
- 6. ALL BATHROOM AND KITCHEN TO HAVE CEMENT OR GRAZED TILE DADO OF NOT LESS THAN 1200 mm HIGH AND CEMENT FLORED ON MOSAIC TILE FLOOR.
- 7. ALL STAIRCASES TO HAVE RISERS 175mm MAXIMUM AND TREADS 225 mm MINIMUM AND TO BE CONSTRUCTED FOR ITS WHOLE HEIGHT OF FIRE RESISTING MATERIALS, HANDRAIL TO BE PROVIDED ON BOTH SIDES OF ALL STAIRCASES.
- 8. ARTIFICIAL LIGHTING AND MECHANICAL VENTILATION WITH 5 AIR CHANGES PER HOUR MINIMUM TO BE PROVIDED IN BATHROOM WHERE NATURAL VENTILATION CANNOT BE PROVIDED.
- 9. COOKING KITCHEN TO BE ZONE B BY ELECTRICITY.
- 10. ALL FIRE RESISTING WORKS TO BE CONSTRUCTED IN ACCORDANCE WITH CODE OF PRACTICE FOR FIRE SAFETY IN BUILDING S 2011 UNDER PART XV OF THE BUILDING (CONSTRUCTION) REGULATIONS.
- 11. PROTECTED LOBBY TO REQUIRED STAIRCASE IS NOT NECESSARY IN PURSUANT TO CLAUSE B10.4 IN CODE OF PRACTICE FOR FIRE SAFETY IN BUILDING S 2011.
- 12. ALL DOORS TO THE REQUIRED STAIRCASE TO HAVE APPROPRIATE NOTICES ON BOTH SIDES TO REMIND BUILDING USERS THAT DOORS SHOULD NORMALLY REMAIN CLOSED.
- 13. ALL WATER PIPES TO BE INSTALLED IN COMPLIANCE WITH WATER AUTHORITY REQUIREMENTS.
- 14. ALL PIPE DUCTS TO BE PROVIDED WITH ADEQUATE ACCESS FOR INSPECTION AND MAINTENANCE.
- 15. HAND HELD APPLIANCES TO BE PROVIDED AS FOLLOWS AND AT POSITIONS AS INDICATED ON PLANS: a. FIRE EXTINGUISHERS.
- 16. ALL ELECTRICAL CIRCUITS TO BE PROVIDED BY MINIMISE CIRCUIT BREAKERS.
- 17. SECONDARY POWER SUPPLY TIE BEFORE MAIN SWITCH TO BE PROVIDED FOR ALL ESSENTIAL SERVICES.
- 18. SUFFICIENT DIRECTIONAL EXIT SIGN SHALL BE PROVIDED AS INDICATED ON PLAN THE SIGN SHALL BE PROVIDED WITH SECONDARY BATTERY IN ACCORDANCE WITH BS 5266-1 PART 1.
- 19. EMERGENCY LIGHTINGS WITH 2 HOURS BATTERY BACK UP WILL BE PROVIDED TO ALL M&E ROOMS IN ACCORDANCE WITH THE CODE OF PRACTICE ISSUED BY THE HWSD.
- 20. ALL NOTES SHALL BE APPLIED TO F.S. DRAWINGS.

- 21. ALL NOTES APPLICABLE SHALL BE READ AND INTERPRETED IN CONJUNCTION WITH ALL OTHER INFORMATION APPEARING ON THE DRAWINGS AND TECHNICAL SPECIFICATIONS.
- 22. ALL WORKS CARRIED OUT AND ALL MATERIALS SUPPLIED SHALL BE IN FULL ACCORDANCE WITH THE GOVERNING LOCAL/BRITISH STANDARDS AND THE AUTHORITIES HAVING JURISDICTION.
- 23. THE REGISTERED CONTRACTOR SHALL DOUBLE CHECK AND COORDINATE WITH ALL ARCHITECTURAL, STRUCTURAL AND ELECTRICAL/MECHANICAL DRAWINGS AND REPORT TO THE BUILDING SERVICES ENGINEER ANY DISCREPANCIES FOUND BEFORE PROCEEDING ANY WORK.
- 24. THE REGISTERED GENERAL BUILDING CONTRACTOR SHALL INCLUDE THE COST OF ALL TESTING REQUIRED TO MEET THE APPROVAL OF AUTHORITIES HAVING JURISDICTION.
- 25. THE REGISTERED GENERAL BUILDING CONTRACTOR SHALL VERIFY THE ACTUAL SITE CONDITION FOR INSTALLATION WORKS.
- 26. ALL RELEVANT BUILDERS WORKS INCLUDING OPENINGS OF WALL, FLOOR AND PARTITION FOR F.S. INSTALLATION SHALL BE BY REGISTERED GENERAL BUILDING CONTRACTOR.
- 27. MAKING GOOD OF BUILDERS WORKS AFTER INSTALLATION SHALL BE BY REGISTERED GENERAL BUILDING CONTRACTOR.
- 28. ALL F.S. INSTALLATIONS SHALL BE COMPLIED WITH CIRCULAR LETTER OF FIRE SERVICES DEPARTMENT (H) CODE OF PRACTICE, FOC, LPC AND NPFA.
- 29. THE TYPE OF CABLES AND WIRING METHOD SHALL BE DESIGNED BY THE REGISTERED GENERAL BUILDING CONTRACTOR.
- 30. DRAINAGE CONNECTION FOR CONDENSATION WATER FROM AIR CONDITIONING UNITS TO BE INDICATED IN DRAINAGE PLAN TO BE SUBMITTED SEPARATELY.
- 31. ACCESS AND FACILITIES FOR PERSONS WITH DISABILITY IS NOT REQUIRED IN ACCORDANCE WITH DESIGN MANUAL BARRIER FREE ACCESS 2008 WHERE DOMESTIC BUILDINGS DO NOT EXCEED FOUR (4) STOREYS IS NOT WITHIN THE EXTENT OF APPLICATION).
- 32. F.S. PROVISION FOR OPEN KITCHEN IN RESIDENTIAL UNIT.
RESIDENTIAL UNIT WITH OPEN KITCHEN DESIGN ARE PROVIDED WITH FIRE SAFETY PROVISION IN ACCORDANCE WITH THE CODE OF PRACTICE FOR FIRE SAFETY IN BUILDINGS 2011 CLAUSE C13.4.
- 33. THE DESIGN AND CONSTRUCTION OF RUN-UP AT SHAH PJU ROAD WOULD COMPLY WITH LATEST HYD STANDARD DRAWINGS NOS. H113 AND H114 OR H133, H534 AND H5130 TO MATCH EXISTING PAVEMENT CONDITION.

- 34. MODULAR INTEGRATED CONSTRUCTION (MIC) IS ADOPTED IN THIS DEVELOPMENT PROJECT. THE TYPES OF MIC MODULES TO BE FABRICATED OFF-SITE AND THE CORRESPONDING MIC FLOOR AREA ARE SHOWN ON DRAWING NO. AB-02.
- 35. CORRESPONDING SUPERSTRUCTURE AND DRAINAGE PLANS SHALL BE SUBMITTED SEPARATELY AND THE APPROVAL OF SUCH BY THE BUILDING AUTHORITY (BA) SHALL BE OBTAINED BEFORE THE COMMENCEMENT OF THE MODULAR UNIT PRODUCTION WORK IN THE PREFABRICATION FACTORY.
- 36. ESSENTIAL INFORMATION OF THE MIC SYSTEM AS LISTED IN PMAP ADY-38 SHALL BE SUBMITTED SEPARATELY AND THE ACCEPTANCE OF SUCH BY THE BA SHALL BE OBTAINED BEFORE THE COMMENCEMENT OF THE MODULAR UNIT PRODUCTION WORK IN THE PREFABRICATION FACTORY.
- 37. A QUALITY ASSURANCE SCHEME AND A MIC SUPERVISION PLAN SHALL BE PREPARED IN ACCORDANCE WITH PMAP ADY-38 AND SUBMITTED AT LEAST 14 DAYS BEFORE THE COMMENCEMENT OF THE MODULAR UNIT PRODUCTION WORK IN THE PREFABRICATION FACTORY.
- 38. ANY FUTURE ALTERATIONS AND ADDITIONS (AMA) WORKS AFTER ISSUANCE OF OCCUPATION PERMIT SHALL REQUIRE PRIOR APPROVAL AND CONSENT FROM THE BA UNLESS THE AMA WORKS FALL WITHIN THE MINOR WORKS ITEMS WHICH MAY BE CARRIED OUT THROUGH THE SIMPLIFIED REQUIREMENTS UNDER THE MINOR WORKS CONTROL SYSTEM.
- 39. BEFORE APPLYING FOR THE CONSENT TO COMMENCE THE SUPERSTRUCTURE WORKS, THE PROVISIONS FOR MAKING ACCESS REQUIRED UNDER THE CODE OF PRACTICE ON ACCESS FOR EXTERNAL MAINTENANCE WILL BE SUBMITTED TO AND APPROVED BY BO.
- 40. ELECTRICAL LOCKING DEVICE TO EXIT DOORS WILL BE PROVIDED IN COMPLIANCE WITH CODE OF PRACTICE FOR FIRE SAFETY IN BUILDING S 2011.
a. IN THE EVENT OF ANY FIRE ALARM SIGNAL RECEIVED AT FIRE ALARM CONTROL PANEL, THE EXIT DOORS WILL BE UNLOCKED AUTOMATICALLY.
b. IN THE EVENT OF POWER FAILURE, THE ELECTRICAL LOCKING DEVICES WILL BE RELEASED AUTOMATICALLY.
c. THE LOCKING DEVICES SHOULD BE OF THE TYPE THAT IS CAPABLE OF BEING READILY AND CONVENIENTLY OPENED FROM THE INSIDE WITHOUT THE USE OF A KEY.
- 41. MODULAR INTEGRATED CONSTRUCTION (MIC) IS ADOPTED IN THIS DEVELOPMENT PROJECT. THE TYPES OF MIC MODULES TO BE FABRICATED OFF-SITE AND THE CORRESPONDING MIC FLOOR AREA ARE SHOWN ON DRAWING NO. AB-02.
- 42. ALTERATION AND ADDITION (AMA) WORKS AFTER ISSUANCE OF OCCUPATION PERMIT SHALL REQUIRE PRIOR APPROVAL AND CONSENT FROM THE BUILDING AUTHORITY UNLESS THE AMA WORKS ONLY INVOLVE MINOR WORKS ITEMS WHICH MAY BE CARRIED OUT UNDER THE SIMPLIFIED REQUIREMENTS OF THE MINOR WORKS CONTROL SYSTEM.

COLOUR INDICATION :

COLOUR INDICATION	LEGEND
[Symbol]	HARDWARE OR DRY FILL F.L. 20,100 FINISH FLOOR LEVEL (F.F.L.)
[Symbol]	S.L. 20,050 STRUCTURAL FLOOR LEVEL (S.F.L.)
[Symbol]	BRICK
[Symbol]	CONCRETE SLAB (LIGHTER WASH)
[Symbol]	CONCRETE (PLAIN OR REINFORCED)
[Symbol]	SOLID CONCRETE BLOCKS
[Symbol]	HOLLOW CONCRETE BLOCKS
[Symbol]	LIGHTWEIGHT PARTITION
[Symbol]	PLASTER OR CEMENT RENDERING
[Symbol]	IMPERMEABLE / NON-ABSORBENT FLOOR OR WALL
[Symbol]	GLASS
[Symbol]	TIMBER
[Symbol]	METALWORK OR STEEL
[Symbol]	STONE
[Symbol]	SANITARY FITTINGS
[Symbol]	PLANTER
[Symbol]	PROVISION FOR THE DISABLED

DOOR MARK :

DA	-0690 F.R.R. H.W. S.C. DOOR WITH VISION PANEL WITH SMOKE SEAL
DB	-0690 F.R.R. H.W. S.C. DOOR WITH SMOKE SEAL
DC	-0500 F.R.R. H.W. S.C. DOOR WITH VISION PANEL WITH SMOKE SEAL
DD	-0500 F.R.R. H.W. S.C. DOOR WITH SMOKE SEAL
DE	-0690 F.R.R. STEEL DOOR S.C. WITH SMOKE SEAL
DF	STEEL DOOR
DG	-0690 F.R.R. STEEL DOOR S.C. WITH SPRING TYPE LOCK
DH	STEEL DOOR WITH PLAIN GLASS PANEL
DI	WIRED GLASS SELF CLOSING FRENCH DOOR (3000x2000 F.R.R.)
DJ	STEEL DOOR S.C. WITH PANIC BOLT WITH SMOKE SEAL
DL	DOOR W/ LOUVER OF FRESH FLOW AREA
DM	-120120 F.R.R. H.W. S.C. DOOR WITH VISION PANEL WITH SMOKE SEAL
DN	-120120 F.R.R. H.W. S.C. DOOR WITH SMOKE SEAL
DP	-120120 F.R.R. STEEL DOOR S.C.
DQ	-0500 F.R.R. H.W. S.C. DOOR WITH PANIC BOLT WITH SMOKE SEAL
DR	H.W. S.C. DOOR WITH VISION PANEL
DS	-040240 F.R.R. H.W. S.C. DOOR WITH VISION PANEL WITH SMOKE SEAL
DT	-040240 F.R.R. STEEL DOOR S.C. WITH SMOKE SEAL

FIRE SERVICES REQUIRED DETAILS INCORPORATED
Date: 3 JAN 2024
Senior Services Engineer

FIRE SERVICES NOTES FOR LIGHT PUBLIC HOUSING (ZONE 1, YAU POK ROAD, YUEN LONG)

- A. THREE STOREYS DOMESTIC BLOCKS
1. PORTABLE HAND-OPERATED APPROVED APPLIANCES
1.1 PORTABLE HAND-OPERATED APPROVED APPLIANCES OF SUITABLE TYPES AND CAPACITIES SHALL BE PROVIDED AS INDICATED ON PLANS.
2. FS PROVISION FOR OPEN KITCHENS IN FLAT UNITS (COP FOR FIRE SAFETY OF BUILDING 2011 (JUNE 2023 EDITION) CLAUSE C13.4)
- 2.1 ADDRESSABLE TYPE SMOKE DETECTORS WITH SOUNDER BASE SHALL BE PROVIDED TO COVER THE LIVING AREA OF OPEN KITCHEN FLAT. THE FIRE SIGNAL OF SMOKE DETECTORS SHALL BE TRANSMITTED TO THE RELATED DOMESTIC BLOCKS FS SUB-PANEL AND TRANSMITTED TO THE MAIN FIRE ALARM PANEL AT ANCILLARY BLOCK BUT NOT TRANSMITTED TO THE FIRE SERVICES COMMUNICATION CENTRE (FSSC).
- 2.2 ADDRESSABLE TYPE SMOKE DETECTOR ARE PROVIDED TO PROTECT CORRIDOR AREA OUTSIDE THE OPEN KITCHEN FLATS. THE FIRE SIGNAL OF THE SMOKE DETECTOR SHALL BE TRANSMITTED TO THE RELATED DOMESTIC BLOCKS FS SUB-PANEL AND TRANSMITTED TO THE MAIN FIRE ALARM PANEL AT ANCILLARY BLOCK FOR TRANSMISSION TO FSSC VIA THE COMMON DIRECT TELEPHONE LINE.
- 2.3 FS SUB-PANEL WILL BE PROVIDED IN EACH DOMESTIC BLOCK ENTRANCE LOBBY TO INDICATE THE FIRE ALARM SIGNAL OF OPEN KITCHEN FROM THE RESPECTIVE DOMESTIC BLOCK.
- 2.4 FOR EACH DOMESTIC BLOCK, A DH1 SPRINKLER SYSTEM SHALL BE PROVIDED IN ACCORDANCE WITH THE LOSS PREVENTION CODE (LPC) RULES FOR SPRINKLER INSTALLATIONS INCORPORATING WITH BS EN 12846: 2015 AND FSD CIRCULAR LETTER NOS. 52020 TO PROTECT DOMESTIC BLOCKS OPEN KITCHEN AREA ONLY.
- 2.5 ONE 57,000 LITRES (37M CU) FIBREGLASS SPRINKLER TANK SHALL BE PROVIDED ON G/F AS SHOWN ON PLAN. ONE SET OF SPRINKLER PUMPS (DUTY/STANDBY) WITH THE ASSOCIATED JOCKEY PUMP SHALL BE PROVIDED.
- 2.6 FLOW SWITCHES SHALL BE INSTALLED TO INDICATED AT THE RELATED FIRE ALARM PANEL, THE FLOOR UPON WHICH SPRINKLERS ARE OPERATING.
- 2.7 SPRINKLER INLETS SHALL BE PROVIDED AT G/F AS SHOWN ON PLAN.
- 2.8 FOR EACH DOMESTIC BLOCK, THE FS SUB-PANEL SHALL BE PROVIDED IN THE AFA PANEL CABINET AT ENTRANCE TO INDICATE THE FLOOR UPON WHICH A SPRINKLER IS OPERATING.
- 2.9 FIRE SAFETY MANAGEMENT PLAN FOR THE FLATS WITH OPEN KITCHEN DESIGN, TO BE ENDORSED BY THE DEVELOPER AND UNDERTAKEN BY THE PROPERTY MANAGEMENT AND WILL BE SUBMITTED TO FIRE SERVICES DEPARTMENT FOR ACCEPTANCE UNDER SEPARATE SUBMISSION.
- 3. FIRE ALARM SYSTEM
3.1 INDEPENDENT MANUAL FIRE ALARM SYSTEM TO BE PROVIDED TO EACH DOMESTIC BLOCK. THE ALARM SYSTEM SHALL BE ACTIVATED ON ACTUATION OF ANY MANUAL FIRE ALARMS (MANUAL CALL POINT) LOCATED WITHIN THE DOMESTIC BLOCK. ONLY THE ALARM BELLS THE INVOLVED DOMESTIC BLOCK SHALL BE ACTIVATED.
- 3.2 FOR EACH DOMESTIC BLOCK, THE FS SUB-PANEL SHALL BE USED FOR MANUAL ALARM SYSTEM AND THE FS PROVISIONS FOR OPEN KITCHEN INSIDE FLAT UNIT. THE FS SUB-PANEL WILL BE PROVIDED IN THE AFA PANEL CABINET ON G/F OF EACH DOMESTIC BLOCK. THE FIRE ALARM SIGNALS AND SYSTEM STATUS SIGNALS FROM EACH DOMESTIC BLOCK WILL BE REPEATED TO THE MAIN FIRE ALARM PANEL LOCATED INSIDE THE MANAGEMENT OFFICE AT ANCILLARY BLOCK.
3.3 NON-DOMESTIC PROVISIONS AT DOMESTIC BLOCKS
3.3.1 NON-DOMESTIC PROVISIONS AT DOMESTIC BLOCKS
3.3.1.1 FIRE DETECTION AND ALARM SYSTEM SHALL BE PROVIDED IN ACCORDANCE WITH CODES OF PRACTICE FOR MINIMUM FIRE SERVICE INSTALLATIONS AND EQUIPMENT AND INSPECTION, TESTING AND MAINTENANCE OF INSTALLATIONS AND EQUIPMENT (COP) SEPT 2022 EDITION.
12 THERE SHALL BE SUFFICIENT HOSE REELS ON EACH FLOOR TO ENSURE THAT EVERY PART OF THE BUILDING CAN BE REACHED BY A LENGTH OF NOT MORE THAN 30M OF FIRE SERVICES HOSE AND HOSE REEL TURNING.
13 ONE 2,000 LITRES (2M CU) HOSE REEL WATER TANK SHALL BE PROVIDED ON G/F AS SHOWN ON PLAN.
14 ONE SET OF HOSE REEL PUMP (DUTY/STANDBY) AND FS JOCKEY PUMP SHALL BE PROVIDED IN THE FS PUMP ROOM ON G/F AS SHOWN ON PLAN.
15 UPON ACTIVATION OF ANY MANUAL CALL POINT, ALARM BELLS AND THE HOSE REEL PUMP OF SHALL SOUND/FLASH AND OPERATE RESPECTIVELY.
2. SPRINKLER SYSTEM
2.1 SPRINKLER SYSTEM SHALL BE PROVIDED IN ACCORDANCE WITH THE LOSS PREVENTION CODE (LPC) RULES FOR SPRINKLER INSTALLATIONS INCORPORATING WITH BS EN 12846: 2015 AND FSD CIRCULAR LETTER NOS. 52020 FOR THE ANCILLARY BLOCK AND COMMUNITY RETAIL AREA.
2.2 NO SPRINKLER SHALL BE PROVIDED TO THE ELECTRICAL AND MECHANICAL (EM) PLANT ROOMS, TRANSFORMER ROOM, GENERATOR ROOMS, SWITCH ROOMS, MASTER WATER METER ROOM, WATER METER CABINETS AND EM DUCTS/SHAFTS, CABLE/PIPE TRENCHES.
2.3 THE DESIGN HAZARD OF THE SPRINKLER INSTALLATION SHALL BE CLASSIFIED AS ORDINARY HAZARD GROUP 3 (OH3)
2.4 ONE 90,000 LITRES (60M CU) SPRINKLER TANK SHALL BE PROVIDED ON G/F AS SHOWN ON PLAN.
2.5 ONE SET OF SPRINKLER PUMPS (DUTY/STANDBY) WITH THE ASSOCIATED JOCKEY PUMP SHALL BE PROVIDED FOR THE SPRINKLER INSTALLATIONS.
2.6 SPRINKLER CONTROL VALVES SHALL BE PROVIDED AT SPRINKLER CONTROL VALVE CABINET ON G/F AS SHOWN ON PLAN.
2.7 FLOW SWITCHES SHALL BE INSTALLED TO INDICATED AT THE FIRE ALARM PANEL, THE FLOOR UPON WHICH SPRINKLERS ARE OPERATING.
2.8 THE SPRINKLER ALARM SHALL BE CONNECTED TO THE FSSC BY DIRECT TELEPHONE LINE.
2.9 SPRINKLER INLETS SHALL BE PROVIDED AT G/F AS SHOWN ON PLAN.
3. FIRE DETECTION AND ALARM SYSTEM
3.1 FIRE DETECTION AND ALARM SYSTEM SHALL BE PROVIDED IN ACCORDANCE WITH IN ACCORDANCE WITH THE BS 5839-1:2017 (INCORPORATING CORRIDORUM NO.1) AND FSD CIRCULAR LETTER NO. 62021. THE FIRE DETECTION SYSTEM SHALL BE PROVIDED TO ALL EM PLANT ROOMS INCLUDING TX ROOM, EMERGENCY GENERATOR ROOM, SWITCH ROOM, MASTER WATER METER ROOM. NO FIRE DETECTOR SHALL BE PROVIDED TO WATER METER CABINET AND EM DUCTS/SHAFTS.
3.2 ONE MANUAL CALL POINT AND ONE ALARM BELL TO BE LOCATED AT EACH HOSE REEL POINT.
3.3 VISUAL FIRE ALARM IN FROM OF FLASHING RED LIGHT SHALL BE PROVIDED IN ACCORDANCE WITH DESIGN MANUAL BARRIER FREE ACCESS 2008 AND FSD CIRCULAR LETTER NO. 22014.
3.4 FIRE ALARM PANEL SHALL BE PROVIDED AT AFA PANEL CABINET ON G/F AS SHOWN ON PLAN TO RECEIVED ALL ALARM SIGNALS FROM THE FIRE DETECTORS, FLOW SWITCHES AND MANUAL CALL POINT. DIRECT TELEPHONE LINE SHALL BE PROVIDED AT THIS PANEL FOR FOR SIGNAL TRANSMISSION TO THE FIRE SERVICES COMMUNICATIONS CENTRE (FSSC). THIS ALARM PANEL SHALL ALSO SERVE AS THE MAIN FIRE ALARM PANEL FOR THE DEVELOPMENT AND RECEIVE ALARM SIGNALS FROM THE F.S. SUB-PANELS OF OTHER BUILDINGS FOR SIGNAL TRANSMISSION TO FSSC VIA THE DIRECT TELEPHONE LINE.
4. AUDIOVISUAL ADVISORY SYSTEM
4.1 NO AUDIOVISUAL ADVISORY SYSTEM SHALL BE PROVIDED AS THE AREA OCCUPIED BY ANY ONE SINGLE OCCUPANCY DOES NOT EXCEEDS 2,000 SQUARE METERS.
5. PORTABLE HAND-OPERATED APPROVED APPLIANCES
5.1 PORTABLE HAND-OPERATED APPROVED APPLIANCES OF SUITABLE TYPES AND CAPACITIES SHALL BE PROVIDED AS INDICATED ON PLANS.
6. FIREMAN'S LIFT
6.1 NO FIREMAN'S LIFT PROVIDED FOR SINGLE STOREY BUILDING
7. DIRECTIONAL AND EXIT SIGNS
7.1 ALL DIRECTIONAL AND EXIT SIGNS SHALL CONFORM TO FSD CIRCULAR LETTER NO. 52008 AND BE CONNECTED TO EMERGENCY GENERATOR WITH 2 HOURS BATTERY BACK UP.
7.2 SUFFICIENT DIRECTIONAL AND EXIT SIGNS SHALL BE PROVIDED TO ENSURE THAT ALL EXIT ROUTES FROM ANY FLOOR ARE CLEARLY INDICATED AS REQUIRED.
8. EMERGENCY LIGHTING
8.1 EMERGENCY LIGHTING SHALL BE PROVIDED TO THIS BUILDING IN ACCORDANCE WITH BS 5266-1: 2016, BS EN 1838: 2013 AND FSD CIRCULAR LETTER NO. 42021. THE POWER SUPPLY OF THE EMERGENCY LIGHTINGS SHALL BE CONNECTED TO EMERGENCY GENERATOR WITH 2 HOURS BATTERY BACK UP.
8.2 EMERGENCY LIGHTING SHALL BE PROVIDED THROUGHOUT THE G/F AND ALL ITS EXIT ROUTES LEADING TO GROUND LEVEL.
8.3 EMERGENCY GENERATOR
8.4 A EMERGENCY GENERATOR WITH SUFFICIENT ESSENTIAL POWER SUPPLY SHALL BE PROVIDED FOR THE ENTIRE DEVELOPMENT TO SUPPLY ALL FS INSTALLATIONS (E.G. FS PUMPS, FIRE ALARM PANEL, EMERGENCY LIGHTINGS AND DIRECTIONAL AND EXIT SIGNS) AS REQUIRED.
9. SMOKE EXTRACTION SYSTEM
10.1 NO SMOKE EXTRACTION SYSTEMS SHALL BE PROVIDED AS THE FIRE COMPARTMENT OF ANY FLOORS DOES NOT EXCEED 7000M CU.
11. VENTILATION/ AIR CONDITIONING CONTROL SYSTEMS WILL BE PROVIDED, IT SHALL STOP MECHANICALLY INDUCED AIR MOVEMENT WITHIN A DESIGNATED FIRE COMPARTMENT(S).
C. STANDALONE EM PLANTROOM (TRANSFORMER ROOM, GENERATOR ROOMS, SWITCH ROOMS AND STREET FIRE HYDRANT PUMP ROOM)
1. FIRE DETECTION AND ALARM SYSTEM
1.1 FIRE DETECTION AND ALARM SYSTEM SHALL BE PROVIDED IN ACCORDANCE WITH IN ACCORDANCE WITH THE BS 5839-1:2017 (INCORPORATING CORRIDORUM NO.1) AND FSD CIRCULAR LETTER NO. 62021. THE FIRE DETECTION SYSTEM SHALL BE PROVIDED TO ALL EM PLANT ROOMS. NO FIRE DETECTOR SHALL BE PROVIDED TO WATER METER CABINET AND EM DUCTS/SHAFTS.
1.2 ONE MANUAL CALL POINT AND ONE ALARM BELL TO BE LOCATED AT EACH HOSE REEL POINT.
1.3 THE FS SUB-PANEL WILL BE PROVIDED IN THE AFA PANEL CABINET AS SHOWN ON PLAN. THE FIRE ALARM SIGNALS AND SYSTEM STATUS SIGNALS FROM THE PLANTROOM BUILDINGS WILL BE REPEATED TO THE MAIN FIRE ALARM PANEL LOCATED INSIDE THE MANAGEMENT OFFICE AT ANCILLARY BLOCK. ALARM SIGNAL FROM FIRE DETECTORS AND MANUAL CALL POINTS SHALL BE REPEATED TO THE MAIN FIRE ALARM PANEL FOR SIGNAL TRANSMISSION TO FSSC VIA THE DIRECT TELEPHONE LINE.
2. PORTABLE HAND-OPERATED APPROVED APPLIANCES
2.1 PORTABLE HAND-OPERATED APPROVED APPLIANCES OF SUITABLE TYPES AND CAPACITIES SHALL BE PROVIDED AS INDICATED ON PLANS
3. DIRECTIONAL AND EXIT SIGNS
3.1 ALL DIRECTIONAL AND EXIT SIGNS SHALL CONFORM TO FSD CIRCULAR LETTER NO. 52008 AND BE CONNECTED TO EMERGENCY GENERATOR WITH 2 HOURS BATTERY BACK UP.
3.2 SUFFICIENT DIRECTIONAL AND EXIT SIGNS SHALL BE PROVIDED TO ENSURE THAT ALL EXIT ROUTES FROM ANY FLOOR ARE CLEARLY INDICATED AS REQUIRED.
4. EMERGENCY LIGHTING
4.1 EMERGENCY LIGHTING SHALL BE PROVIDED TO THIS BUILDING IN ACCORDANCE WITH BS 5266-1: 2016, BS EN 1838: 2013 AND FSD CIRCULAR LETTER NO. 42021. THE POWER SUPPLY OF THE EMERGENCY LIGHTINGS SHALL BE CONNECTED TO EMERGENCY GENERATOR WITH 2 HOURS BATTERY BACK UP.
4.2 EMERGENCY LIGHTING SHALL BE PROVIDED THROUGHOUT THE G/F AND ALL ITS EXIT ROUTES LEADING TO GROUND LEVEL.
5. EMERGENCY GENERATOR
5.1 A EMERGENCY GENERATOR WITH SUFFICIENT ESSENTIAL POWER SUPPLY SHALL BE PROVIDED FOR THE ENTIRE DEVELOPMENT TO SUPPLY ALL FS INSTALLATIONS (E.G. FS PUMPS, FIRE ALARM PANEL, EMERGENCY LIGHTINGS AND DIRECTIONAL AND EXIT SIGNS) AS REQUIRED.
6. VENTILATION/ AIR CONDITIONING CONTROL SYSTEM
6.1 WHEN VENTILATION/ AIR CONDITIONING CONTROL SYSTEMS WILL BE PROVIDED, IT SHALL STOP MECHANICALLY INDUCED AIR MOVEMENT WITHIN A DESIGNATED FIRE COMPARTMENT(S).
7. GAS DETECTION SYSTEM
7.1 NO GAS DETECTION SYSTEM SHALL BE PROVIDED AS NO FLAMMABLE VAPOUR WILL BE GENERATED.
8. GAS EXTRACTION SYSTEM
8.1 NO GAS EXTRACTION SYSTEM SHALL BE PROVIDED AS NO FLAMMABLE VAPOUR WILL BE GENERATED.
9. GENERAL FS PROVISIONS FOR THIS DEVELOPMENT
1. LIFTS
1.1 ALL LIFTS FOR ACUSTIC AND THERMAL INSULATION PURPOSES IN DUCTINGS AND CONCEALED LOCATIONS SHALL BE OF CLASS 1 OR 2 RATE OF SURFACE SPREAD OF FLAME AS PER BRITISH STANDARD 476: PART 7 OR ITS INTERNATIONAL EQUIVALENT, OR BE BROUGHT UP TO THAT STANDARD BY USE OF AN APPROVED FIRE RETARDANT PRODUCT.
12. ALL LIFNS FOR ACUSTIC, THERMAL INSULATION AND DECORATIVE PURPOSES WITHIN PROTECTED MEANS OF ESCAPE SHALL BE OF CLASS 1 OR 2 RATE OF SURFACE SPREAD OF FLAME AS PER BRITISH STANDARD 476: PART 7 OR ITS INTERNATIONAL EQUIVALENT, OR BE BROUGHT UP TO THAT STANDARD BY USE OF AN APPROVED FIRE RETARDANT PRODUCT.
2. DANGEROUS GOODS
2.1 ANY INTENDED STORAGE OR USE OF DANGEROUS GOODS AS DEFINED IN CHAPTER 285 OF THE LAWS OF HONG KONG SHOULD BE NOTIFIED TO THE DIRECTOR OF FIRE SERVICES.
3. TRANSFORMER
3.1 SILICONE-FLUID FILLED TRANSFORMERS SHALL BE PROVIDED AS INDICATED ON PLANS.
4. STREET FIRE HYDRANT SYSTEM
4.1 NEW STREET FIRE HYDRANT(S) SHALL BE PROVIDED FOR THIS DEVELOPMENT AS SHOWN ON PLANS IN ACCORDANCE WITH FSD COP, 2012 EDITION.
4.2 ONE 245,000 LITRES (165M CU) STREET FIRE HYDRANT TANK SHALL BE PROVIDED ON G/F.
4.3 ONE SET OF STREET FIRE HYDRANT PUMP (DUTY/STANDBY) SHALL BE PROVIDED. ASSOCIATED JOCKEY PUMP SHALL ALSO BE PROVIDED.
4.4 THE STREET FIRE HYDRANT SHALL BE CAPABLE OF DELIVERING NOT LESS THAN 2,000 LITRES PER MINUTE (13.3 LITRE/SECOND) WITH A MINIMUM RUNNING PRESSURE OF 170 KPA AT EACH OUTLET OF THE STREET FIRE HYDRANT. THE MINIMUM OUTPUT SHOULD BE MADE AVAILABLE FROM 700 MM OUTLETS OF A SYSTEM DELIVERING AT THE SAME TIME, I.E. A TOTAL OUTPUT OF NOT LESS THAN 4,000 LITRES PER MINUTE (88.7 LITRE/SECOND).
5. EMERGENCY VEHICULAR ACCESS (EVA)
5.1 EVA SHALL BE PROVIDED IN ACCORDANCE WITH PART D SECTION 6 OF THE CODE OF PRACTICE FOR FIRE SAFETY IN BUILDINGS 2011 AS SHOWN ON THE EVA PLAN.
6. NEARBY UNHABITED CONSTRUCTION HAS NOTED AT DATE 1 & DATE 2 ARE ALSO TO BE NOTED AS SHOWN ON THE EVA PLAN.
7. NEARBY CONSTRUCTION PROJECT AT DATE 1 & DATE 2 ARE ALSO TO BE NOTED AS SHOWN ON THE EVA PLAN.

FIRE SERVICES NOTES FOR LIGHT PUBLIC HOUSING (ZONE 2, YAU POK ROAD, YUEN LONG)

- A. THREE STOREYS DOMESTIC BLOCKS
1. PORTABLE HAND-OPERATED APPROVED APPLIANCES
1.1 PORTABLE HAND-OPERATED APPROVED APPLIANCES OF SUITABLE TYPES AND CAPACITIES SHALL BE PROVIDED AS INDICATED ON PLANS.
2. FS PROVISION FOR OPEN KITCHENS IN FLAT UNITS (COP FOR FIRE SAFETY OF BUILDING 2011 (JUNE 2023 EDITION) CLAUSE C13.4)
- 2.1 ADDRESSABLE TYPE SMOKE DETECTORS WITH SOUNDER BASE SHALL BE PROVIDED TO COVER THE LIVING AREA OF OPEN KITCHEN FLAT. THE FIRE SIGNAL OF SMOKE DETECTORS SHALL BE TRANSMITTED TO THE RELATED DOMESTIC BLOCKS FS SUB-PANEL AND TRANSMITTED TO THE MAIN FIRE ALARM PANEL AT ANCILLARY BLOCK BUT NOT TRANSMITTED TO THE FIRE SERVICES COMMUNICATION CENTRE (FSSC).
- 2.2 ADDRESSABLE TYPE SMOKE DETECTOR ARE PROVIDED TO PROTECT CORRIDOR AREA OUTSIDE THE OPEN KITCHEN FLATS. THE FIRE SIGNAL OF THE SMOKE DETECTOR SHALL BE TRANSMITTED TO THE RELATED DOMESTIC BLOCKS FS SUB-PANEL AND TRANSMITTED TO THE MAIN FIRE ALARM PANEL AT ANCILLARY BLOCK FOR TRANSMISSION TO FSSC VIA THE COMMON DIRECT TELEPHONE LINE.
- 2.3 FS SUB-PANEL WILL BE PROVIDED IN EACH DOMESTIC BLOCK ENTRANCE LOBBY TO INDICATE THE FIRE ALARM SIGNAL OF OPEN KITCHEN FROM THE RESPECTIVE DOMESTIC BLOCK.
- 2.4 FOR EACH DOMESTIC BLOCK, A DH1 SPRINKLER SYSTEM SHALL BE PROVIDED IN ACCORDANCE WITH THE LOSS PREVENTION CODE (LPC) RULES FOR SPRINKLER INSTALLATIONS INCORPORATING WITH BS EN 12846: 2015 AND FSD CIRCULAR LETTER NOS. 52020 TO PROTECT DOMESTIC BLOCKS OPEN KITCHEN AREA ONLY.
- 2.5 ONE 57,000 LITRES (37M CU) FIBREGLASS SPRINKLER TANK SHALL BE PROVIDED ON G/F AS SHOWN ON PLAN. ONE SET OF SPRINKLER PUMPS (DUTY/STANDBY) WITH THE ASSOCIATED JOCKEY PUMP SHALL BE PROVIDED.
- 2.6 FLOW SWITCHES SHALL BE INSTALLED TO INDICATED AT THE RELATED FIRE ALARM PANEL, THE FLOOR UPON WHICH SPRINKLERS ARE OPERATING.
- 2.7 SPRINKLER INLETS SHALL BE PROVIDED AT G/F AS SHOWN ON PLAN.
- 2.8 FOR EACH DOMESTIC BLOCK, THE FS SUB-PANEL SHALL BE PROVIDED IN THE AFA PANEL CABINET AT ENTRANCE TO INDICATE THE FLOOR UPON WHICH A SPRINKLER IS OPERATING.
- 2.9 FIRE SAFETY MANAGEMENT PLAN FOR THE FLATS WITH OPEN KITCHEN DESIGN, TO BE ENDORSED BY THE DEVELOPER AND UNDERTAKEN BY THE PROPERTY MANAGEMENT AND WILL BE SUBMITTED TO FIRE SERVICES DEPARTMENT FOR ACCEPTANCE UNDER SEPARATE SUBMISSION.
- 3. FIRE ALARM SYSTEM
3.1 INDEPENDENT MANUAL FIRE ALARM SYSTEM TO BE PROVIDED TO EACH DOMESTIC BLOCK. THE ALARM SYSTEM SHALL BE ACTIVATED ON ACTUATION OF ANY MANUAL FIRE ALARMS (MANUAL CALL POINT) LOCATED WITHIN THE DOMESTIC BLOCK. ONLY THE ALARM BELLS THE INVOLVED DOMESTIC BLOCK SHALL BE ACTIVATED.
- 3.2 FOR EACH DOMESTIC BLOCK, THE FS SUB-PANEL SHALL BE USED FOR MANUAL ALARM SYSTEM AND THE FS PROVISIONS FOR OPEN KITCHEN INSIDE FLAT UNIT. THE FS SUB-PANEL WILL BE PROVIDED IN THE AFA PANEL CABINET ON G/F OF EACH DOMESTIC BLOCK. THE FIRE ALARM SIGNALS AND SYSTEM STATUS SIGNALS FROM EACH DOMESTIC BLOCK WILL BE REPEATED TO THE MAIN FIRE ALARM PANEL LOCATED INSIDE THE MANAGEMENT OFFICE AT ANCILLARY BLOCK.
3.3 NON-DOMESTIC PROVISIONS AT DOMESTIC BLOCKS
3.3.1 NON-DOMESTIC PROVISIONS AT DOMESTIC BLOCKS
3.3.1.1 FIRE DETECTION AND ALARM SYSTEM SHALL BE PROVIDED IN ACCORDANCE WITH CODES OF PRACTICE FOR MINIMUM FIRE SERVICE INSTALLATIONS AND EQUIPMENT AND INSPECTION, TESTING AND MAINTENANCE OF INSTALLATIONS AND EQUIPMENT (COP) SEPT 2022 EDITION.
12 THERE SHALL BE SUFFICIENT HOSE REELS ON EACH FLOOR TO ENSURE THAT EVERY PART OF THE BUILDING CAN BE REACHED BY A LENGTH OF NOT MORE THAN 30M OF FIRE SERVICES HOSE AND HOSE REEL TURNING.
13 ONE 2,000 LITRES (2M CU) HOSE REEL WATER TANK SHALL BE PROVIDED ON G/F AS SHOWN ON PLAN.
14 ONE SET OF HOSE REEL PUMP (DUTY/STANDBY) AND FS JOCKEY PUMP SHALL BE PROVIDED IN THE FS PUMP ROOM ON G/F AS SHOWN ON PLAN.
15 UPON ACTIVATION OF ANY MANUAL CALL POINT, ALARM BELLS AND THE HOSE REEL PUMP OF SHALL SOUND/FLASH AND OPERATE RESPECTIVELY.
2. SPRINKLER SYSTEM
2.1 SPRINKLER SYSTEM SHALL BE PROVIDED IN ACCORDANCE WITH THE LOSS PREVENTION CODE (LPC) RULES FOR SPRINKLER INSTALLATIONS INCORPORATING WITH BS EN 12846: 2015 AND FSD CIRCULAR LETTER NOS. 52020 FOR THE ANCILLARY BLOCK AND COMMUNITY RETAIL AREA.
2.2 NO SPRINKLER SHALL BE PROVIDED TO THE ELECTRICAL AND MECHANICAL (EM) PLANT ROOMS, TRANSFORMER ROOM, GENERATOR ROOMS, SWITCH ROOMS, MASTER WATER METER ROOM, WATER METER CABINETS AND EM DUCTS/SHAFTS, CABLE/PIPE TRENCHES.
2.3 THE DESIGN HAZARD OF THE SPRINKLER INSTALLATION SHALL BE CLASSIFIED AS ORDINARY HAZARD GROUP 3 (OH3)
2.4 ONE 90,000 LITRES (60M CU) SPRINKLER TANK SHALL BE PROVIDED ON G/F AS SHOWN ON PLAN.
2.5 ONE SET OF SPRINKLER PUMPS (DUTY/STANDBY) WITH THE ASSOCIATED JOCKEY PUMP SHALL BE PROVIDED FOR THE SPRINKLER INSTALLATIONS.
2.6 SPRINKLER CONTROL VALVES SHALL BE PROVIDED AT SPRINKLER CONTROL VALVE CABINET ON G/F AS SHOWN ON PLAN.
2.7 FLOW SWITCHES SHALL BE INSTALLED TO INDICATED AT THE FIRE ALARM PANEL, THE FLOOR UPON WHICH SPRINKLERS ARE OPERATING.
2.8 THE SPRINKLER ALARM SHALL BE CONNECTED TO THE FSSC BY DIRECT TELEPHONE LINE.
2.9 SPRINKLER INLETS SHALL BE PROVIDED AT G/F AS SHOWN ON PLAN.
3. FIRE DETECTION AND ALARM SYSTEM
3.1 FIRE DETECTION AND ALARM SYSTEM SHALL BE PROVIDED IN ACCORDANCE WITH IN ACCORDANCE WITH THE BS 5839-1:2017 (INCORPORATING CORRIDORUM NO.1) AND FSD CIRCULAR LETTER NO. 62021. THE FIRE DETECTION SYSTEM SHALL BE PROVIDED TO ALL EM PLANT ROOMS INCLUDING TX ROOM, EMERGENCY GENERATOR ROOM, SWITCH ROOM, MASTER WATER METER ROOM. NO FIRE DETECTOR SHALL BE PROVIDED TO WATER METER CABINET AND EM DUCTS/SHAFTS.
3.2 ONE MANUAL CALL POINT AND ONE ALARM BELL TO BE LOCATED AT EACH HOSE REEL POINT.
3.3 VISUAL FIRE ALARM IN FROM OF FLASHING RED LIGHT SHALL BE PROVIDED IN ACCORDANCE WITH DESIGN MANUAL BARRIER FREE ACCESS 2008 AND FSD CIRCULAR LETTER NO. 22014.
3.4 FIRE ALARM PANEL SHALL BE PROVIDED AT AFA PANEL CABINET ON G/F AS SHOWN ON PLAN TO RECEIVED ALL ALARM SIGNALS FROM THE FIRE DETECTORS, FLOW SWITCHES AND MANUAL CALL POINT. DIRECT TELEPHONE LINE SHALL BE PROVIDED AT THIS PANEL FOR FOR SIGNAL TRANSMISSION TO THE FIRE SERVICES COMMUNICATIONS CENTRE (FSSC). THIS ALARM PANEL SHALL ALSO SERVE AS THE MAIN FIRE ALARM PANEL FOR THE DEVELOPMENT AND RECEIVE ALARM SIGNALS FROM THE F.S. SUB-PANELS OF OTHER BUILDINGS FOR SIGNAL TRANSMISSION TO FSSC VIA THE DIRECT TELEPHONE LINE.
4. AUDIOVISUAL ADVISORY SYSTEM
4.1 NO AUDIOVISUAL ADVISORY SYSTEM SHALL BE PROVIDED AS THE AREA OCCUPIED BY ANY ONE SINGLE OCCUPANCY DOES NOT EXCEEDS 2,000 SQUARE METERS.
5. PORTABLE HAND-OPERATED APPROVED APPLIANCES
5.1 PORTABLE HAND-OPERATED APPROVED APPLIANCES OF SUITABLE TYPES AND CAPACITIES SHALL BE PROVIDED AS INDICATED ON PLANS.
6. FIREMAN'S LIFT
6.1 NO FIREMAN'S LIFT PROVIDED FOR SINGLE STOREY BUILDING
7. DIRECTIONAL AND EXIT SIGNS
7.1 ALL DIRECTIONAL AND EXIT SIGNS SHALL CONFORM TO FSD CIRCULAR LETTER NO. 52008 AND BE CONNECTED TO EMERGENCY GENERATOR WITH 2 HOURS BATTERY BACK UP.
7.2 SUFFICIENT DIRECTIONAL AND EXIT SIGNS SHALL BE PROVIDED TO ENSURE THAT ALL EXIT ROUTES FROM ANY FLOOR ARE CLEARLY INDICATED AS REQUIRED.
8. EMERGENCY LIGHTING
8.1 EMERGENCY LIGHTING SHALL BE PROVIDED TO THIS BUILDING IN ACCORDANCE WITH BS 5266-1: 2016, BS EN 1838: 2013 AND FSD CIRCULAR LETTER NO. 42021. THE POWER SUPPLY OF THE EMERGENCY LIGHTINGS SHALL BE CONNECTED TO EMERGENCY GENERATOR WITH 2 HOURS BATTERY BACK UP.
8.2 EMERGENCY LIGHTING SHALL BE PROVIDED THROUGHOUT THE G/F AND ALL ITS EXIT ROUTES LEADING TO GROUND LEVEL.
8.3 EMERGENCY GENERATOR
8.4 A EMERGENCY GENERATOR WITH SUFFICIENT ESSENTIAL POWER SUPPLY SHALL BE PROVIDED FOR THE ENTIRE DEVELOPMENT TO SUPPLY ALL FS INSTALLATIONS (E.G. FS PUMPS, FIRE ALARM PANEL, EMERGENCY LIGHTINGS AND DIRECTIONAL AND EXIT SIGNS) AS REQUIRED.
9. SMOKE EXTRACTION SYSTEM
10.1 NO SMOKE EXTRACTION SYSTEMS SHALL BE PROVIDED AS THE FIRE COMPARTMENT OF ANY FLOORS DOES NOT EXCEED 7000M CU.
11. VENTILATION/ AIR CONDITIONING CONTROL SYSTEMS WILL BE PROVIDED, IT SHALL STOP MECHANICALLY INDUCED AIR MOVEMENT WITHIN A DESIGNATED FIRE COMPARTMENT(S).
C. STANDALONE EM PLANTROOM (TRANSFORMER ROOM, GENERATOR ROOMS, SWITCH ROOMS AND STREET FIRE HYDRANT PUMP ROOM)
1. FIRE DETECTION AND ALARM SYSTEM
1.1 FIRE DETECTION AND ALARM SYSTEM SHALL BE PROVIDED IN ACCORDANCE WITH IN ACCORDANCE WITH THE BS 5839-1:2017 (INCORPORATING CORRIDORUM NO.1) AND FSD CIRCULAR LETTER NO. 62021. THE FIRE DETECTION SYSTEM SHALL BE PROVIDED TO ALL EM PLANT ROOMS. NO FIRE DETECTOR SHALL BE PROVIDED TO WATER METER CABINET AND EM DUCTS/SHAFTS.
1.2 ONE MANUAL CALL POINT AND ONE ALARM BELL TO BE LOCATED AT EACH HOSE REEL POINT.
1.3 THE FS SUB-PANEL WILL BE PROVIDED IN THE AFA PANEL CABINET AS SHOWN ON PLAN. THE FIRE ALARM SIGNALS AND SYSTEM STATUS SIGNALS FROM THE PLANTROOM BUILDINGS WILL BE REPEATED TO THE MAIN FIRE ALARM PANEL LOCATED INSIDE THE MANAGEMENT OFFICE AT ANCILLARY BLOCK. ALARM SIGNAL FROM FIRE DETECTORS AND MANUAL CALL POINTS SHALL BE REPEATED TO THE MAIN FIRE ALARM PANEL FOR SIGNAL TRANSMISSION TO FSSC VIA THE DIRECT TELEPHONE LINE.
2. PORTABLE HAND-OPERATED APPROVED APPLIANCES
2.1 PORTABLE HAND-OPERATED APPROVED APPLIANCES OF SUITABLE TYPES AND CAPACITIES SHALL BE PROVIDED AS INDICATED ON PLANS
3. DIRECTIONAL AND EXIT SIGNS
3.1 ALL DIRECTIONAL AND EXIT SIGNS SHALL CONFORM TO FSD CIRCULAR LETTER NO. 52008 AND BE CONNECTED TO EMERGENCY GENERATOR WITH 2 HOURS BATTERY BACK UP.
3.2 SUFFICIENT DIRECTIONAL AND EXIT SIGNS SHALL BE PROVIDED TO ENSURE THAT ALL EXIT ROUTES FROM ANY FLOOR ARE CLEARLY INDICATED AS REQUIRED.
4. EMERGENCY LIGHTING
4.1 EMERGENCY LIGHTING SHALL BE PROVIDED TO THIS BUILDING IN ACCORDANCE WITH BS 5266-1: 2016, BS EN 1838: 2013 AND FSD CIRCULAR LETTER NO. 42021. THE POWER SUPPLY OF THE EMERGENCY LIGHTINGS SHALL BE CONNECTED TO EMERGENCY GENERATOR WITH 2 HOURS BATTERY BACK UP.
4.2 EMERGENCY LIGHTING SHALL BE PROVIDED THROUGHOUT THE G/F AND ALL ITS EXIT ROUTES LEADING TO GROUND LEVEL.
5. EMERGENCY GENERATOR
5.1 A EMERGENCY GENERATOR WITH SUFFICIENT ESSENTIAL POWER SUPPLY SHALL BE PROVIDED FOR THE ENTIRE DEVELOPMENT TO SUPPLY ALL FS INSTALLATIONS (E.G. FS PUMPS, FIRE ALARM PANEL, EMERGENCY LIGHTINGS AND DIRECTIONAL AND EXIT SIGNS) AS REQUIRED.
6. VENTILATION/ AIR CONDITIONING CONTROL SYSTEM
6.1 WHEN VENTILATION/ AIR CONDITIONING CONTROL SYSTEMS WILL BE PROVIDED, IT SHALL STOP MECHANICALLY INDUCED AIR MOVEMENT WITHIN A DESIGNATED FIRE COMPARTMENT(S).
7. GAS DETECTION SYSTEM
7.1 NO GAS DETECTION SYSTEM SHALL BE PROVIDED AS NO FLAMMABLE VAPOUR WILL BE GENERATED.
8. GAS EXTRACTION SYSTEM
8.1 NO GAS EXTRACTION SYSTEM SHALL BE PROVIDED AS NO FLAMMABLE VAPOUR WILL BE GENERATED.
9. GENERAL FS PROVISIONS FOR THIS DEVELOPMENT
1. LIFTS
1.1 ALL LIFNS FOR ACUSTIC AND THERMAL INSULATION PURPOSES IN DUCTINGS AND CONCEALED LOCATIONS SHALL BE OF CLASS 1 OR 2 RATE OF SURFACE SPREAD OF FLAME AS PER BRITISH STANDARD 476: PART 7 OR ITS INTERNATIONAL EQUIVALENT, OR BE BROUGHT UP TO THAT STANDARD BY USE OF AN APPROVED FIRE RETARDANT PRODUCT.
12. ALL LIFNS FOR ACUSTIC, THERMAL INSULATION AND DECORATIVE PURPOSES WITHIN PROTECTED MEANS OF ESCAPE SHALL BE OF CLASS 1 OR 2 RATE OF SURFACE SPREAD OF FLAME AS PER BRITISH STANDARD 476: PART 7 OR ITS INTERNATIONAL EQUIVALENT, OR BE BROUGHT UP TO THAT STANDARD BY USE OF AN APPROVED FIRE RETARDANT PRODUCT.
2. DANGEROUS GOODS
2.1 ANY INTENDED STORAGE OR USE OF DANGEROUS GOODS AS DEFINED IN CHAPTER 285 OF THE LAWS OF HONG KONG SHOULD BE NOTIFIED TO THE DIRECTOR OF FIRE SERVICES.
3. TRANSFORMER
3.1 SILICONE-FLUID FILLED TRANSFORMERS SHALL BE PROVIDED AS INDICATED ON PLANS.
4. STREET FIRE HYDRANT SYSTEM
4.1 NEW STREET FIRE HYDRANT(S) SHALL BE PROVIDED FOR THIS DEVELOPMENT AS SHOWN ON PLANS IN ACCORDANCE WITH FSD COP, 2012 EDITION.
4.2 ONE 245,000 LITRES (165M CU) STREET FIRE HYDRANT TANK SHALL BE PROVIDED ON G/F.
4.3 ONE SET OF STREET FIRE HYDRANT PUMP (DUTY/STANDBY) SHALL BE PROVIDED. ASSOCIATED JOCKEY PUMP SHALL ALSO BE PROVIDED.
4.4 THE STREET FIRE HYDRANT SHALL BE CAPABLE OF DELIVERING NOT LESS THAN 2,000 LITRES PER MINUTE (13.3 LITRE/SECOND) WITH A MINIMUM RUNNING PRESSURE OF 170 KPA AT EACH OUTLET OF THE STREET FIRE HYDRANT. THE MINIMUM OUTPUT SHOULD BE MADE AVAILABLE FROM 700 MM OUTLETS OF A SYSTEM DELIVERING AT THE SAME TIME, I.E. A TOTAL OUTPUT OF NOT LESS THAN 4,000 LITRES PER MINUTE (88.7 LITRE/SECOND).
5. EMERGENCY VEHICULAR ACCESS (EVA)
5.1 EVA SHALL BE PROVIDED IN ACCORDANCE WITH PART D SECTION 6 OF THE CODE OF PRACTICE FOR FIRE SAFETY IN BUILDINGS 2011 AS SHOWN ON THE EVA PLAN.
6. NEARBY UNHABITED CONSTRUCTION HAS NOTED AT DATE 1 & DATE 2 ARE ALSO TO BE NOTED AS SHOWN ON THE EVA PLAN.
7. NEARBY CONSTRUCTION PROJECT AT DATE 1 & DATE 2 ARE ALSO TO BE NOTED AS SHOWN ON THE EVA PLAN.



DRAWING NO.	DRAWING TITLE	YEAR MONTH	DATE	REV NO.
AB/8800/001	BLOCK PLAN, NOTES & LEGENDS		08/08/2023	
AB/8800/002	CALCULATIONS & SCHEDULE			
AB/8800/003	MASTER LAYOUT PLAN (ZONE 1)			
AB/8800/004	MASTER LAYOUT PLAN (ZONE 2)			
AB/8800/005	GROUND FLOOR PLAN (ZONE 1)			
AB/8800/006	GROUND FLOOR PLAN (ZONE 2)			
AB/8800/007	GROUND FLOOR PLAN (ZONE 1)			
AB/8800/008	1ST FLOOR PLAN (ZONE 1)			
AB/8800/009	1ST FLOOR PLAN (ZONE 2)			
AB/8800/010	1ST FLOOR PLAN (ZONE 1)			
AB/8800/011	2ND FLOOR PLAN & ROOF PLAN (ZONE 1)			
AB/8800/012	2ND FLOOR PLAN (ZONE 1)			
AB/8800/013	ROOF FLOOR PLAN (ZONE 1)			

PLOT RATIO & SITE COVERAGE CALCULATION
(FOR B.D. UNDER BUILDING (PLANNING) REGULATIONS)

ZONE 1' + ZONE 2'

SITE AREA	86619.000 S.M.	=	86619.000 S.M.
CLASS OF SITE	'A'	=	'A'
MEAN STREET LEVEL	YAU POK ROAD (5.500 + 4.400) / 2 = 4.950 M.P.D.	=	4.950 M.P.D.
BUILDING HEIGHT	(14.470 + 14.400) / 2 = 4.950	=	4.950 M.
PERMITTED SITE COVERAGE (NOT EXCEEDING 15M.)	FOR DOMESTIC = 3.3	=	3.3
PERMITTED PLOT RATIO (NOT EXCEEDING 15M.)	FOR DOMESTIC = 66.6%	=	66.6%
PERMITTED SITE COVERAGE AREA FOR DOMESTIC (NOT EXCEEDING 15M.)	86619.000 x 3.3 = 285852.5 S.M.	=	285852.5 S.M.
ACTUAL SITE COVERAGE AREA FOR DOMESTIC (NOT EXCEEDING 15M.)	(ZONE 1) 2913.930 + (ZONE 2) 8363.561 = 11277.491 S.M. (19.847%)	=	11277.491 S.M. (19.847%)
PERMITTED GROSS FLOOR AREA FOR NON-DOMESTIC	86619.000 x 5 = 433095.000 S.M.	=	433095.000 S.M.
ACTUAL GROSS FLOOR AREA FOR NON-DOMESTIC	(ZONE 1) 801.688 + (ZONE 2) 579.513 = 1381.201 S.M. (P.R. = 0.014)	=	1381.201 S.M. (P.R. = 0.014)

ZONE 1	BLOCKS 1	BLOCKS 2	BLOCKS 3	BLOCKS 4	BLOCKS 5	BLOCKS 6	SUPPORTING BLOCKS	TOTAL
GF	0 + 59.552 + 33.551 + 0 + 16.835 + 0 + 803.588	=	913.526	=	612.527 S.M. (P.R. = 0.707)			
1F	0 + 5.824 + 3.343 + 0 + 1.672 + 0 + 10.839	=	21.508	=	10.839 S.M. (P.R. = 0.013)			
2F	0 + 52.728 + 30.208 + 0.000 + 15.163 + 0.000 + 93.589	=	181.708	=	601.688 S.M. (P.R. = 0.695)			
TOTAL	0.000	114.104	33.551	18.500	111.427	904.544	0.000	1381.201 S.M. (P.R. = 0.014)

ZONE 2	BLOCKS 7	BLOCKS 8	BLOCKS 9	BLOCKS 10	SUPPORTING BLOCKS	TOTAL
GF	16.716 + 68.652 + 33.551 + 0 + 481.102	=	670.021	=	589.921 S.M. (P.R. = 0.681)	
1F	1.672 + 5.824 + 2.912 + 0 + 10.408	=	20.816	=	10.408 S.M. (P.R. = 0.012)	
2F	15.044 + 52.728 + 30.639 + 0.000 + 481.102	=	680.513	=	579.513 S.M. (P.R. = 0.669)	
TOTAL	33.432	127.204	66.493	481.102	1168.236	1168.236 S.M. (P.R. = 0.014)

PERMITTED GROSS FLOOR AREA FOR DOMESTIC (433095.000 - 1181.201) x 3.3 / 5 = 285853.107 S.M. (P.R. = 3.291)

ACTUAL GROSS FLOOR AREA FOR DOMESTIC

ZONE 1	BLOCK 1	BLOCK 2	BLOCK 3	BLOCK 4	BLOCK 5	BLOCK 6	SUPPORTING BLOCKS	TOTAL
GF	1031.858 + 1603.873 + 2205.657 + 2048.150 + 1001.102 + 1031.858 + 0	=	8923.313 S.M. (P.R. = 0.103)					
1F	1077.591 + 1708.023 + 2298.863 + 2108.054 + 1077.591 + 1077.591 + 0	=	9348.313 S.M. (P.R. = 0.106)					
2F	1105.621 + 1736.053 + 2326.893 + 2136.054 + 1105.621 + 1105.621 + 0	=	9516.493 S.M. (P.R. = 0.110)					
SUB-TOTAL	3215.070	5047.749	6831.413	6294.488	3184.314	3215.070	0.000	27789.124 S.M. (P.R. = 0.321)
DEDUCT Mx EXEMPTED	280.630	439.083	585.577	548.772	278.958	280.630	0	2423.656 S.M. (P.R. = 0.028)
TOTAL	2934.440	4608.666	6245.836	5745.716	2905.356	2934.440	0.000	25364.474 S.M. (P.R. = 0.293)

ZONE 2	BLOCK 7	BLOCK 8	BLOCK 9	BLOCK 10	SUPPORTING BLOCKS	TOTAL
GF	2937.528 + 1467.376 + 2121.106 + 2006.300 + 0	=	8532.310 S.M. (P.R. = 0.089)			
1F	3028.054 + 1671.561 + 2214.236 + 2081.893	=	8995.804 S.M. (P.R. = 0.102)			
2F	3256.086 + 1699.591 + 2342.286 + 2079.863	=	9377.826 S.M. (P.R. = 0.104)			
SUB-TOTAL	9221.668	4638.528	6777.628	6138.241	0.000	26775.065 S.M. (P.R. = 0.306)
DEDUCT Mx EXEMPTED	774.043	401.233	572.024	544.517	0	2291.817 S.M. (P.R. = 0.028)
TOTAL	8447.625	4237.295	6205.604	5593.724	0.000	24483.248 S.M. (P.R. = 0.278)

ACTUAL GROSS FLOOR AREA FOR DOMESTIC (ZONE 1) 25364.474 + (ZONE 2) 24084.228 = 49448.702 S.M. (P.R. = 0.571)

FIRE RESISTANCE REQUIREMENT FOR ELEMENT OF CONSTRUCTION

FLOOR	USE	CLASS	COMPARTMENT OF BUILDING	F.R. REQ'D (MIN)	MIN. DIMENSIONS OF ELEMENT OF CONSTRUCTION					
					R.C.C. SLAB THICKNESS	R.C.C. BEAM COVER TO STEEL	R.C.C. COLUMN COVER TO STEEL	R.C.C. WALL COVER TO STEEL	R.C.C. STAIR THICKNESS	R.C.C. STAIR COVER TO STEEL

ZONE 1

GF	FLAT UNITS	1b	1031.858	2992.417						
2F	FLAT UNITS	1b	1077.591	3125.014						
1F	FLAT UNITS	1b	1105.621	3206.301						
GF	FLAT UNITS	1b	1603.873	4650.652						
1F	FLAT UNITS	1b	1708.023	4953.267						
2F	FLAT UNITS	1b	1736.053	5034.554						
GF	FLAT UNITS	1b	2205.657	6396.405						
1F	FLAT UNITS	1b	2298.863	6669.703						
2F	FLAT UNITS	1b	2326.893	6747.590						
GF	FLAT UNITS	1b	2048.150	5942.538						
1F	FLAT UNITS	1b	2108.054	6115.097	60	100	20	200	30	200
2F	FLAT UNITS	1b	2136.054	6196.384						
GF	FLAT UNITS	1b	1001.102	2903.190						
1F	FLAT UNITS	1b	1077.591	3125.014						
2F	FLAT UNITS	1b	1105.621	3206.301						
GF	FLAT UNITS	1b	1031.858	2992.417						
1F	FLAT UNITS	1b	1077.591	3125.014						
2F	FLAT UNITS	1b	1105.621	3206.301						
SUPPORTING BLOCKS, GF	OFFICE	4a	92.950	399.685						
SUPPORTING BLOCKS, GF	RETAIL	4b	337.521	1451.340						

ZONE 2

GF	FLAT UNITS	1b	2937.528	8518.831						
1F	FLAT UNITS	1b	3028.054	8791.357						
2F	FLAT UNITS	1b	3098.084	8862.644						
GF	FLAT UNITS	1b	1467.376	4255.390						
1F	FLAT UNITS	1b	1571.561	4567.527						
2F	FLAT UNITS	1b	1599.591	4638.814						
GF	FLAT UNITS	1b	2121.106	6161.207						
1F	FLAT UNITS	1b	2214.236	6421.284						
2F	FLAT UNITS	1b	2242.286	6502.571						
GF	FLAT UNITS	1b	2006.300	5918.285						
1F	FLAT UNITS	1b	2051.953	5950.664						
2F	FLAT UNITS	1b	2079.863	6031.951						
SUPPORTING BLOCKS, GF	OFFICE & RETAIL	4b	404.102	1737.639						
PLANT ROOM		8			80	100	20	200	30	200
SPECIAL HAZARD PLANT ROOM		8			120	125	25 CONTINUOUS REINFORCEMENT (25 SUPPLIED)	200	40 CONTINUOUS REINFORCEMENT (40 SUPPLIED)	300

* REINFORCEMENT CONCRETE CONTAINING NOT LESS THAN 1 PER CENT OF VERTICAL REINFORCEMENT
 † REINFORCEMENT CONSISTING OF EXPANDED METAL LATH NOT LIGHTER THAN 0.8mm WITH 2mm DIAMETER WIRE AT NOT MORE THAN 100mm CENTERS

CALCULATIONS OF DISCHARGE VALUE :

ZONE 1

BLOCK 1

NON-SPRINKLERED BUILDING (GF TO 2F)	S-1 (1050W.)	S-2 (1050W.)	S-3 (1050W.)
2F	104	35	34
1F	100	33	34
DISCHARGE VALUE TOTAL	68	68	68

BLOCK 4

NON-SPRINKLERED BUILDING (GF TO 2F)	S-1 (1050W.)	S-2 (1050W.)	S-3 (1050W.)	S-4 (1050W.)	S-5 (1050W.)
2F	204	41	41	41	40
1F	200	40	40	40	40
DISCHARGE VALUE TOTAL	81	81	81	81	80

ZONE 1

BLOCK 1

STAIRCASE 1'-3'

WIDTH FROM GF TO 3F : 1050 mm (2 STOREYS)

TOTAL NO. OF STOREYS SERVED : 2 STOREYS

DISCHARGE VALUE : 242 PERSONS

> 58 PERSONS (EACH STAIRCASE)

BLOCK 2

STAIRCASE 1'-3'

WIDTH FROM GF TO 3F : 1050 mm (2 STOREYS)

TOTAL NO. OF STOREYS SERVED : 2 STOREYS

DISCHARGE VALUE : 242 PERSONS

> 84 PERSONS (EACH STAIRCASE)

BLOCK 3

STAIRCASE 1'-3'

WIDTH FROM GF TO 3F : 1050 mm (2 STOREYS)

TOTAL NO. OF STOREYS SERVED : 2 STOREYS

DISCHARGE VALUE : 242 PERSONS

> 59 PERSONS (S-1-S-4)

> 58 PERSONS (S-5)

BLOCK 4

STAIRCASE 1'-3'

WIDTH FROM GF TO 3F : 1050 mm (2 STOREYS)

TOTAL NO. OF STOREYS SERVED : 2 STOREYS

DISCHARGE VALUE : 242 PERSONS

> 81 PERSONS (S-1-S-4)

> 80 PERSONS (S-5)

BLOCK 5

STAIRCASE 1'-3'

WIDTH FROM GF TO 3F : 1050 mm (2 STOREYS)

TOTAL NO. OF STOREYS SERVED : 2 STOREYS

DISCHARGE VALUE : 242 PERSONS

> 88 PERSONS (EACH STAIRCASE)

BLOCK 6

STAIRCASE 1'-3'

WIDTH FROM GF TO 3F : 1050 mm (2 STOREYS)

TOTAL NO. OF STOREYS SERVED : 2 STOREYS

DISCHARGE VALUE : 242 PERSONS

> 88 PERSONS (EACH STAIRCASE)

ZONE 2

BLOCK 7

STAIRCASE 1'-3'

WIDTH FROM GF TO 3F : 1050 mm (2 STOREYS)

TOTAL NO. OF STOREYS SERVED : 2 STOREYS

DISCHARGE VALUE : 242 PERSONS

> 64 PERSONS (EACH STAIRCASE)

BLOCK 8

STAIRCASE 1'-3'

WIDTH FROM GF TO 3F : 1050 mm (2 STOREYS)

TOTAL NO. OF STOREYS SERVED : 2 STOREYS

DISCHARGE VALUE : 242 PERSONS

> 80 PERSONS (S-1-S-5)

> 59 PERSONS (S-2-S-5)

BLOCK 9

STAIRCASE 1'-3'

WIDTH FROM GF TO 3F : 1050 mm (2 STOREYS)

TOTAL NO. OF STOREYS SERVED : 2 STOREYS

DISCHARGE VALUE : 242 PERSONS

> 52 PERSONS (S-1-S-5)

> 51 PERSONS (S-6-S-7)

BLOCK 10

STAIRCASE 1'-3'

WIDTH FROM GF TO 3F : 1050 mm (2 STOREYS)

TOTAL NO. OF STOREYS SERVED : 2 STOREYS

DISCHARGE VALUE : 242 PERSONS

> 52 PERSONS (S-1-S-4)

> 51 PERSONS (S-6-S-8)

BLOCK 2

NON-SPRINKLERED BUILDING (GF TO 2F)	S-1 (1050W.)	S-2 (1050W.)	S-3 (1050W.)	S-4 (1050W.)	S-5 (1050W.)
2F	162	33	33	32	32
1F	158	31	31	32	32
DISCHARGE VALUE TOTAL	64	64	64	64	64

BLOCK 5

NON-SPRINKLERED BUILDING (GF TO 2F)	S-1 (1050W.)	S-2 (1050W.)	S-3 (1050W.)
2F	104	35	34
1F	100	33	34
DISCHARGE VALUE TOTAL	68	68	68

BLOCK 3

NON-SPRINKLERED BUILDING (GF TO 2F)	S-1 (1050W.)	S-2 (1050W.)	S-3 (1050W.)	S-4 (1050W.)	S-5 (1050W.)
2F	224	45	45	45	44
1F	220	44	44	44	44
DISCHARGE VALUE TOTAL	89	89	89	89	88

BLOCK 6

NON-SPRINKLERED BUILDING (GF TO 2F)	S-1 (1050W.)	S-2 (1050W.)	S-3 (1050W.)
2F	104	35	34
1F	100	33	34
DISCHARGE VALUE TOTAL	68	68	68

ZONE 2

BLOCK 7

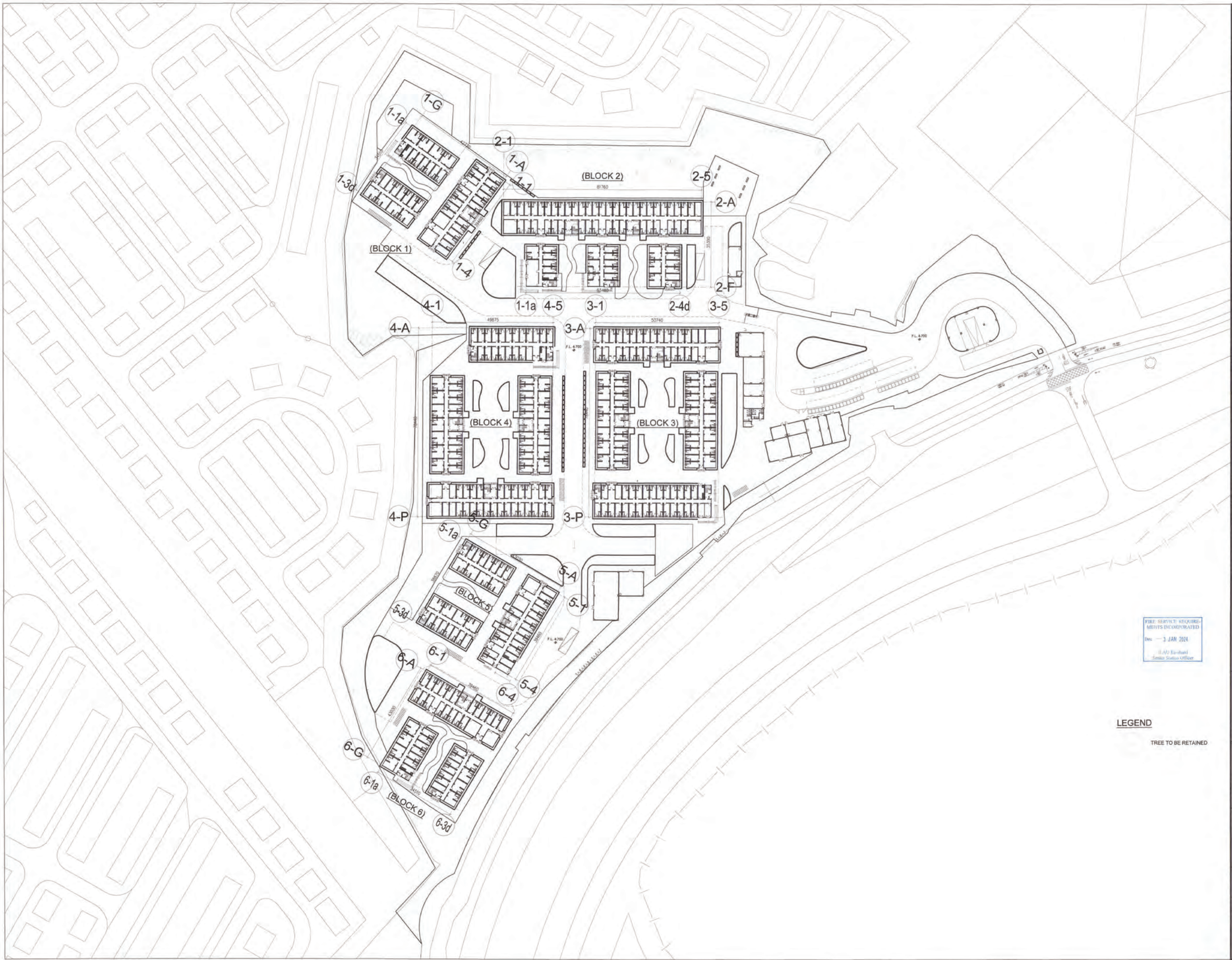
NON-SPRINKLERED BUILDING (GF TO 2F)	S-1 (1050W.)	S-2 (1050W.)	S-3 (1050W.)	S-4 (1050W.)	S-5 (1050W.)	S-6 (1050W.)	S-7 (1050W.)	S-8 (1050W.)
2F	290	33	33	32	32	32	32	32
1F	286	31	31	32	32	32	32	32
DISCHARGE VALUE TOTAL	64	64	64	64	64	64	64	64

BLOCK 8

NON-SPRINKLERED BUILDING (GF TO 2F)	S-1 (1050W.)	S-2 (1050W.)	S-3 (1050W.)	S-4 (1050W.)	S-5 (1050W.)
2F	150	30	30	30	30
1F	148	30	29	29	29
DISCHARGE VALUE TOTAL	60	59	59	59	59

BLOCK 9

NON-SPRINKLERED BUILDING (GF TO 2F)	S-1 (1050W.)	S-2 (1050W.)	S-3 (1050W.)	S-4 (1050W.)	S-5 (1050W.)	S-6 (1050W.)	S-7 (1050W.)
2F	210	30	30	30	30	30	30
1F	206						



Notes:

FOR FIRE SERVICES DEPT.

No.	Date	Description	Initial

Revision:

DESIGN AND BUILD CONTRACTOR:

CHEVALIER 中国铁建

ARCHITECT: ALKF+ ANDREW LEE KING FUN & ASSOCIATES ARCHITECTS LTD.

CIVIL & STRUCTURAL ENGINEER: Wilson & Associates Ltd. WILSON & ASSOC. LTD.

GEOTECHNICAL ENGINEER: ASIA INFRASTRUCTURE SOLUTION LTD.

ASIA INFRASTRUCTURE SOLUTION LTD.

MIC CONSULTANT: Wilson & Associates Ltd. WILSON & ASSOC. LTD.

BUILDING SERVICES ENGINEER: JRP J. ROGER PRESTON LTD.

LANDSCAPE CONSULTANT: EARTHASIA LTD.

INTERIOR & BRANDING DESIGNER: BREAD BREAD STUDIO

ENVIRONMENTAL, BEAM CERTIFICATION, SUSTAINABILITY & ACOUSTIC CONSULTANT: RAMBOLL RAMBOLL H.K. LTD.

PLANNING CONSULTANT: KTA PLANNING LTD.

TRAFFIC CONSULTANT: CKM ASIA LTD.

	Name	Signed	Date
Designed	LARRY CHAN		05/09/2023
Drawn	W. MAN		05/09/2023
Checked	LARRY CHAN		05/09/2023
Approved	FM TANG		05/09/2023

Contract No. SS M518

Project Title: DESIGN AND CONSTRUCTION OF LIGHT PUBLIC HOUSING AT YAU POK ROAD, YUEN LONG, AT TUEN MUN AREA 3A AND AT CHOI HING ROAD, NGAU TAU KOK

AP/ODA SUBMISSION
 CONSENT IS GIVEN WITHOUT CONDITIONS
 CONSENT IS GIVEN WITH CONDITIONS
 CONSENT NOT GRANTED
 FOR AND ON BEHALF OF ARCHITECTURAL SERVICES DEPARTMENT

DATE: _____

ARCHITECTURAL DESIGNER'S SIGNATURE FOR SUBMISSION

ZHOU RAYMOND CHUN BUM
 FOR AND ON BEHALF OF ANDREW LEE KING FUN & ASSOCIATES ARCHITECTS LTD. Date: _____

ARCHITECTURAL DESIGN CHECKER'S SIGNATURE FOR SUBMISSION

YU KWUN HO, KENNETH
 FOR AND ON BEHALF OF A&W ARCHITECTS LTD. Date: _____

Drawing Title: MASTER LAYOUT PLAN (ZONE 1) (AT YAU POK ROAD, YUEN LONG)

Drawing No.	Scale	Rev.
AB/B800/SC03	1:400@A0	-

Date: 05/09/2023

建築署 Architectural Services Department

FIRE SERVICE REQUIREMENTS INCORPORATED
 Dtd. - 3 JAN 2024
 HAU Raymond
 Senior Station Officer

LEGEND
 TREE TO BE RETAINED



LEGEND
 TREE TO BE RETAINED

FIRE SERVICE REQUIREMENTS INCORPORATED
 Date: 3 JAN 2024
 [Signature]
 Senior System Officer

Notes:
FOR FIRE SERVICES DEPT.

No.	Date	Description	Initial

Revision:
 DESIGN AND BUILD CONTRACTOR:
 中国铁建

ARCHITECT:
 ANDREW LEE KING FUN & ASSOCIATES ARCHITECTS LTD.

CIVIL & STRUCTURAL ENGINEER:
 WILSON & ASSOC. LTD.

GEOTECHNICAL ENGINEER:
 ASIS Infrastructure Solutions

ASIA INFRASTRUCTURE SOLUTION LTD.

MIC CONSULTANT:
 WILSON & ASSOC. LTD.

BUILDING SERVICES ENGINEER:
 捷睿 J. ROGER PRESTON LTD.

LANDSCAPE CONSULTANT:
 EARTHASIA LTD.

INTERIOR & BRANDING DESIGNER:
 BREAD BREAD STUDIO

ENVIRONMENTAL, BEAM CERTIFICATION, SUSTAINABILITY & ACOUSTIC CONSULTANT:
 RAMBOLL H.K. LTD.

PLANNING CONSULTANT:
 KTA PLANNING LTD.

TRAFFIC CONSULTANT:
 CKM ASIA LTD.

	Name	Signed	Date
Designed	LARRY CHAN	[Signature]	05/09/2023
Drawn	W. MAN	[Signature]	05/09/2023
Checked	LARRY CHAN	[Signature]	05/09/2023
Approved	FM TANG	[Signature]	05/09/2023

Contract No. SS M518

Project Title
DESIGN AND CONSTRUCTION OF LIGHT PUBLIC HOUSING AT YAU POK ROAD, YUEN LONG, AT TUEN MUN AREA 3A AND AT CHOI HING ROAD, NGAU TAU KOK

AP/IDA SUBMISSION
 CONSENT IS GIVEN WITHOUT CONDITIONS
 CONSENT IS GIVEN WITH CONDITIONS
 CONSENT NOT GRANTED
 FOR AND ON BEHALF OF ARCHITECTURAL SERVICES DEPARTMENT
 DATE: _____

ARCHITECTURAL DESIGNER'S SIGNATURE FOR SUBMISSION:
 ZHOU RAYMOND CHUN SUM
 FOR AND ON BEHALF OF ANDREW LEE KING FUN & ASSOCIATES ARCHITECTS LTD. Date: _____

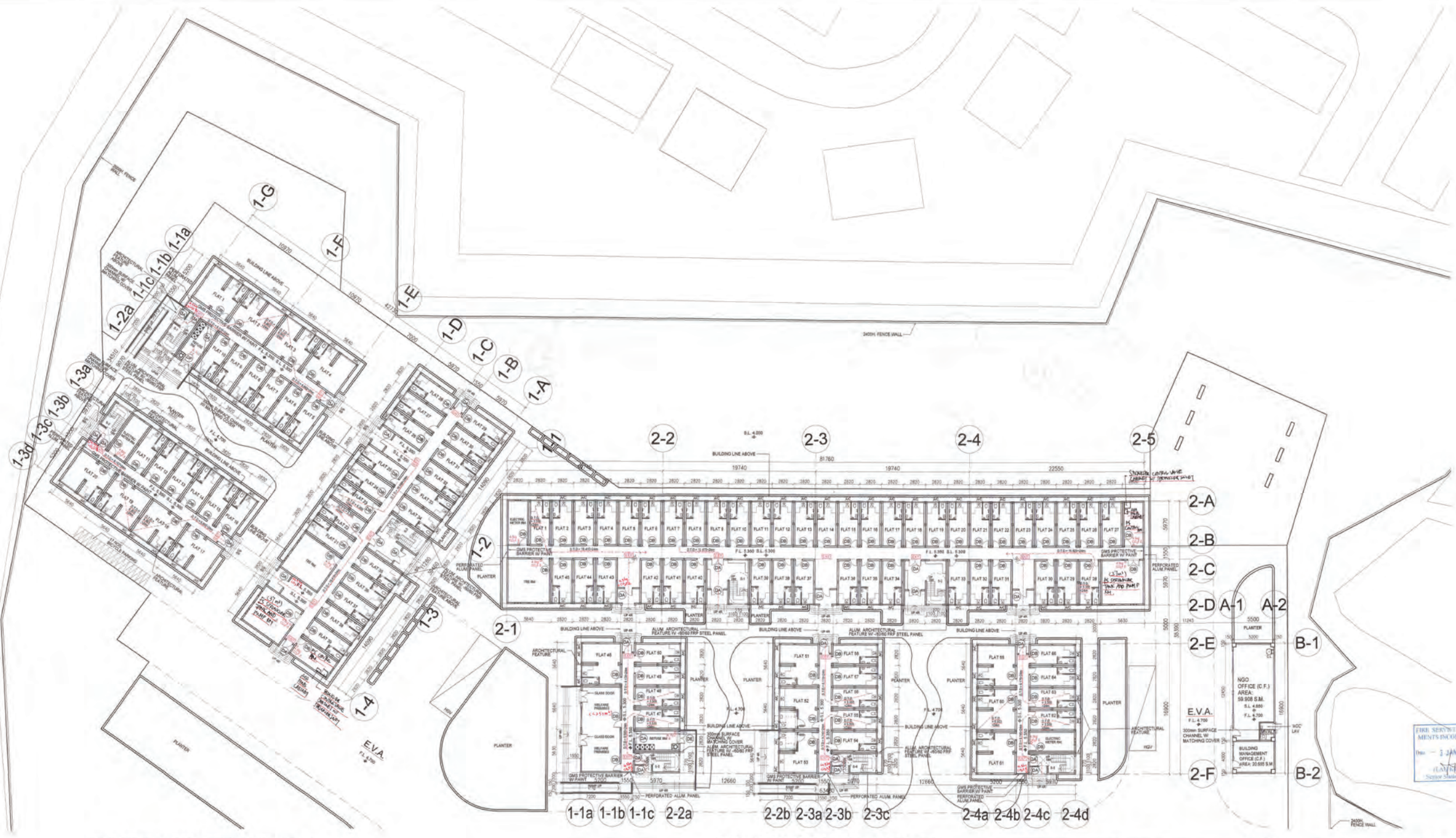
ARCHITECTURAL DESIGN CHECKER'S SIGNATURE FOR SUBMISSION:
 YU KWUN HO, KENNETH
 FOR AND ON BEHALF OF KAW ARCHITECTS LTD. Date: _____

Drawing Title
MASTER LAYOUT PLAN (ZONE 2) (AT YAU POK ROAD, YUEN LONG)

Drawing No.	Scale	Rev.
AB/B800/SC04	1:400@A0	-

Date: 05/09/2023

建築署 Architectural Services Department



GROUND FLOOR PLAN ZONE 1 (BLOCK 1)

GROUND FLOOR PLAN ZONE 1 (BLOCK 2)

GROUND FLOOR		N.O.F.A. / U.F.A. (S.M.)				FACTOR	N.O.P.
REF. NO.	ROOM NAME	NO.	REQ. (PER ROOM)	TOTAL	PRO.		
SOA-REF-YL-2.1	BUILDING MANAGEMENT OFFICE	2	20,000	40,000	20,585	41.893	3
SOA-REF-YL-2.2	NGO OFFICE	2	80,000	120,000	21,338	122.013	7
SOA-REF-YL-2.3	LAUNDRY	2	18,000	32,000	59,908	29.836	5
SOA-REF-YL-2.4	ACTIVITY ROOM	2	18,000	32,000	14,918	29.836	5
SOA-REF-YL-2.5	PREMISES FOR SOCIAL / COMMUNITY SERVICES	2	64,000	128,000	14,918	130.910	3
SOA-REF-YL-2.6	COMMUNITY RETAIL AREA	1	271,750	508,000	65,455	515.808	3
SOA-REF-YL-3	GUARD BOOTH / GUARD HOUSE	2	2,500	5,000	2,560	5.120	1
TOTAL				895,000		875.416	282

GROUND FLOOR (ZONE 1)		S.F.A. (S.M.)		I.F.A. (S.M.)		FACTOR	N.O.P.
REF. NO.	ROOM NAME	NO.	REQ. (PER ROOM)	PRO.	REQ. (PER ROOM)		
BLOCK '1'							
SOA-REF-YL-1.1	1-2 PERSON UNIT	31	16.7	16.7	13.6	13.6	2
SOA-REF-YL-1.2	3-4 PERSON UNIT	8	29.2	29.2	25.3	25.3	4
BLOCK '2'							
SOA-REF-YL-1.1	1-2 PERSON UNIT	58	16.7	16.7	13.6	13.6	2
SOA-REF-YL-1.2	3-4 PERSON UNIT (INC. 2 ACC. UNIT)	7	29.2	29.2	25.3	25.3	4
BLOCK '3'							
SOA-REF-YL-1.1	1-2 PERSON UNIT	78	16.7	16.7	13.6	13.6	2
SOA-REF-YL-1.2	3-4 PERSON UNIT	14	29.2	29.2	25.3	25.3	4
BLOCK '4'							
SOA-REF-YL-1.1	1-2 PERSON UNIT	68	16.7	16.7	13.6	13.6	2
SOA-REF-YL-1.2	3-4 PERSON UNIT	14	29.2	29.2	25.3	25.3	4
BLOCK '5'							
SOA-REF-YL-1.1	1-2 PERSON UNIT	29	16.7	16.7	13.6	13.6	2
SOA-REF-YL-1.2	3-4 PERSON UNIT	8	29.2	29.2	25.3	25.3	4
BLOCK '6'							
SOA-REF-YL-1.1	1-2 PERSON UNIT	31	16.7	16.7	13.6	13.6	2
SOA-REF-YL-1.2	3-4 PERSON UNIT	8	29.2	29.2	25.3	25.3	4

BLOCK	UNIT TYPE	FLOOR			TOTAL	TBE REQ
		GRD FLOOR	1ST FLOOR	2ND FLOOR		
1	TYPE A (1-2 P. UNIT)	31	34	36	101	100<N<250
	TYPE B (3-4 P. UNIT)	8	8	8	24	24-31 S.M.
	TOTAL	39	42	44	125	
2	TYPE A (1-2 P. UNIT)	58	61	63	182	100<N<250
	TYPE B (3-4 P. UNIT)	5	9	9	23	24-31 S.M.
	TYPE B1 (ACC. UNIT)	2	0	0	2	24-31 S.M.
	TOTAL	65	70	72	207	
3	TYPE A (1-2 P. UNIT)	76	82	84	242	250<N<500
	TYPE B (3-4 P. UNIT)	14	14	14	42	29-37 S.M.
	TOTAL	90	96	98	284	
4	TYPE A (1-2 P. UNIT)	68	72	74	214	250<N<500
	TYPE B (3-4 P. UNIT)	14	14	14	42	29-37 S.M.
	TOTAL	82	86	88	256	
5	TYPE A (1-2 P. UNIT)	29	34	36	99	100<N<250
	TYPE B (3-4 P. UNIT)	8	8	8	24	24-31 S.M.
	TOTAL	37	42	44	123	
6	TYPE A (1-2 P. UNIT)	31	34	36	101	100<N<250
	TYPE B (3-4 P. UNIT)	8	8	8	24	24-31 S.M.
	TOTAL	39	42	44	125	

Notes:

FOR FIRE SERVICES DEPT

No.	Date	Description	Initial

Revision

DESIGN AND BUILD CONTRACTOR:

CHEVALIER 中国铁建

ARCHITECT: **ALKF+**
ANDREW LEE KING LUN & ASSOCIATES ARCHITECTS LTD.

CIVIL & STRUCTURAL ENGINEER:
Wilson & Associates Ltd
WILSON & ASSOC. LTD.

GEOTECHNICAL ENGINEER: S&S infrastructure solutions

ASIA INFRASTRUCTURE SOLUTION LTD.

M/C CONSULTANT:
Wilson & Associates Ltd
WILSON & ASSOC. LTD.

BUILDING SERVICES ENGINEER:
 J. ROGER PRESTON LTD.

LANDSCAPE CONSULTANT:
 EARTHASIA LTD.

INTERIOR & BRANDING DESIGNER:
BREAD BREAD STUDIO

ENVIRONMENTAL, BEAM CERTIFICATION, SUSTAINABILITY & ACOUSTIC CONSULTANT:
 RAMBOLL RAMBOLL H.K. LTD.

PLANNING CONSULTANT:
 KTA PLANNING LTD.

TRAFFIC CONSULTANT:
 CKM ASIA LTD.

Design	Name	Signed	Date
	LARRY CHAN		05/09/2023
Drawn	W. MAN		05/09/2023
Checked	LARRY CHAN		05/09/2023
Approved	PM TANG		05/09/2023

Contract No. SS M518

Project Title
DESIGN AND CONSTRUCTION OF LIGHT PUBLIC HOUSING AT YAU POK ROAD, YUEN LONG, AT TUEN MUN AREA 3A AND AT CHOI HING ROAD, NGAU TAU KOK

AP/IDA SUBMISSION
(CONSENT IS GIVEN WITHOUT CONDITIONS)
(CONSENT IS GIVEN WITH CONDITIONS)
(CONSENT NOT GRANTED)

FOR AND ON BEHALF OF ARCHITECTURAL SERVICES DEPARTMENT

DATE: _____

ARCHITECTURAL DESIGNER'S SIGNATURE FOR SUBMISSION

ZHOU RAYMOND CHUN SUM
FOR AND ON BEHALF OF ANDREW LEE KING LUN & ASSOCIATES ARCHITECTS LTD. Date: _____

ARCHITECTURAL DESIGN CHECKER'S SIGNATURE FOR SUBMISSION

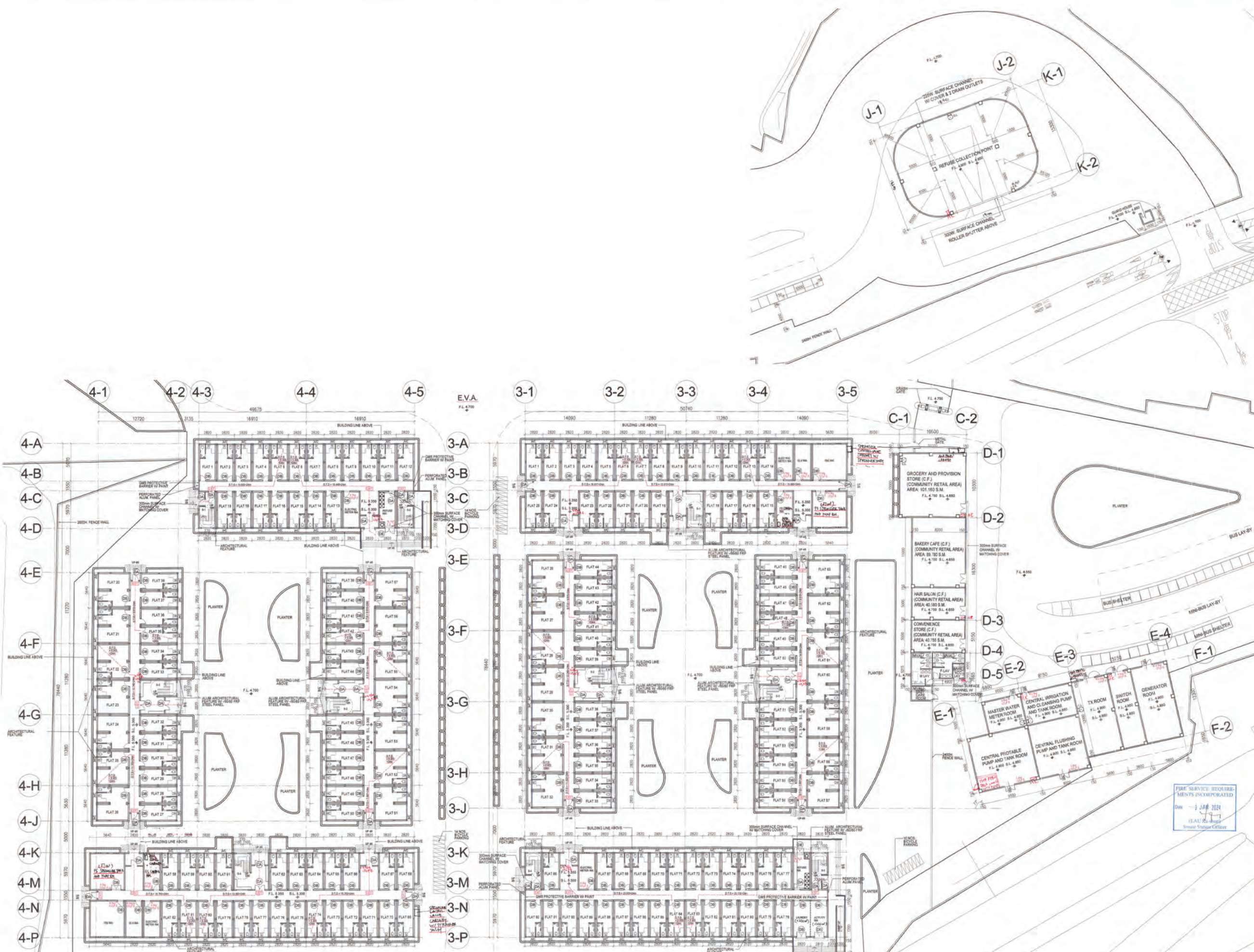
YU KWUN HO, KENNETH
FOR AND ON BEHALF OF K&W ARCHITECTS LTD. Date: _____

Drawing Title
GROUND FLOOR PLAN 1 (ZONE 1)
(AT YAU POK ROAD, YUEN LONG)

Drawing No.	Scale	Rev.
AB/8800/SC05	1:200 @ A0	-

Date: 05/09/2023

建築署
Architectural Services Department



GROUND FLOOR PLAN ZONE 1 (BLOCK 4)

GROUND FLOOR PLAN ZONE 1 (BLOCK 3)

Notes:

FOR FIRE SERVICES DEPT

No.	Date	Description	Initial

Revision

DESIGN AND BUILD CONTRACTOR:

CHEVALIER **中国铁建**

ARCHITECT: **ALKF+**
ANDREW LEE KING FUN & ASSOCIATES ARCHITECTS LTD.

CIVIL & STRUCTURAL ENGINEER:
Wilson & Associates Ltd
WILSON & ASSOC. LTD.

GEOTECHNICAL ENGINEER: **asia infrastructure solutions**

ASIA INFRASTRUCTURE SOLUTION LTD.

MIC CONSULTANT:
Wilson & Associates Ltd
WILSON & ASSOC. LTD.

BUILDING SERVICES ENGINEER:
JRP J. ROGER PRESTON LTD.

LANDSCAPE CONSULTANT:
EARTHASIA LTD.

INTERIOR & BRANDING DESIGNER:
BREAD BREAD STUDIO

ENVIRONMENTAL, BEAM CERTIFICATION, SUSTAINABILITY & ACOUSTIC CONSULTANT:
RAMBOLL RAMBOLL H.K. LTD.

PLANNING CONSULTANT:
KTA KTA PLANNING LTD.

TRAFFIC CONSULTANT:
CKM CKM ASIA LTD.

Designed	Name	Signed	Date
	LARRY CHAN		05/09/2023
Drawn	W. HAN		05/09/2023
Checked	LARRY CHAN		05/09/2023
Approved	PM TANG		05/09/2023

Contract No. SS M518

Project Title
DESIGN AND CONSTRUCTION OF LIGHT PUBLIC HOUSING AT YAU POK ROAD, YUEN LONG, AT TUEN MUN AREA 3A AND AT CHOI HING ROAD, NGAU TAU KOK

AP/ODA SUBMISSION
 CONSENT IS GIVEN WITHOUT CONDITIONS
 CONSENT IS GIVEN WITH CONDITIONS
 CONSENT NOT GRANTED
 FOR AND ON BEHALF OF ARCHITECTURAL SERVICES DEPARTMENT

DATE: _____

ARCHITECTURAL DESIGNER'S SIGNATURE FOR SUBMISSION

ZHOU RAYMOND CHUN SUM
FOR AND ON BEHALF OF ANDREW LEE KING FUN & ASSOCIATES ARCHITECTS LTD. Date: _____

ARCHITECTURAL DESIGN CHECKER'S SIGNATURE FOR SUBMISSION

YU KWUN HO, KENNETH
FOR AND ON BEHALF OF K&W ARCHITECTS LTD. Date: _____

Drawing Title
GROUND FLOOR PLAN 2 (ZONE 1) (AT YAU POK ROAD, YUEN LONG)

Drawing No.	Scale	Rev.
AB/8800/SC06	1:200@AC	-

Date: 05/09/2023

建築署
Architectural Services Department



GROUND FLOOR PLAN ZONE 1 (BLOCK 6)

GROUND FLOOR PLAN ZONE 1 (BLOCK 5)

Notes:
FOR FIRE SERVICES DEPT.

No.	Date	Description	Initial

Revision

DESIGN AND BUILD CONTRACTOR:

CHEVALIER  **中國鐵建**

ARCHITECT: **ALKF+**
ANDREW LEE KING FUN & ASSOCIATES ARCHITECTS LTD.

CIVIL & STRUCTURAL ENGINEER:
Wilson & Associates Ltd
Civil & Structural Engineer

WILSON & ASSOC. LTD.

GEOTECHNICAL ENGINEER:  **asia infrastructure solutions**

ASIA INFRASTRUCTURE SOLUTION LTD.

MIC CONSULTANT:
Wilson & Associates Ltd
Consulting Engineer / Project Manager

WILSON & ASSOC. LTD.

BUILDING SERVICES ENGINEER:
JRP  **J. ROGER PRESTON LTD.**

LANDSCAPE CONSULTANT:
 **EARTHASIA LTD.**

INTERIOR & BRANDING DESIGNER:
BREAD  **BREAD STUDIO**

ENVIRONMENTAL, BEAM CERTIFICATION, SUSTAINABILITY & ACOUSTIC CONSULTANT:
RAMBOLL  **RAMBOLL H.K. LTD.**

PLANNING CONSULTANT:
 **KTA PLANNING LTD.**

TRAFFIC CONSULTANT:
 **CKM ASIA LTD.**

Design	Name	Signed	Date
	LARRY CHAN		05/09/2023
Drawn	W. HAN		05/09/2023
Checked	LARRY CHAN		05/09/2023
Approved	PAU TANG		05/09/2023

Contract No. **SS M518**

Project Title
DESIGN AND CONSTRUCTION OF LIGHT PUBLIC HOUSING AT YAU POK ROAD, YUEN LONG, AT TUEN MUN AREA 3A AND AT CHOI HING ROAD, NGAU TAU KOK

AP/ODA SUBMISSION
 CONSENT IS GIVEN WITHOUT CONDITIONS
 CONSENT IS GIVEN WITH CONDITIONS
 CONSENT NOT GRANTED
 FOR AND ON BEHALF OF ARCHITECTURAL SERVICES DEPARTMENT
 DATE: _____

ARCHITECTURAL DESIGNER'S SIGNATURE FOR SUBMISSION

ZHOU RAYMOND CHUN SUM
FOR AND ON BEHALF OF ANDREW LEE KING FUN & ASSOCIATES ARCHITECTS LTD. Date: _____

ARCHITECTURAL DESIGN CHECKER'S SIGNATURE FOR SUBMISSION

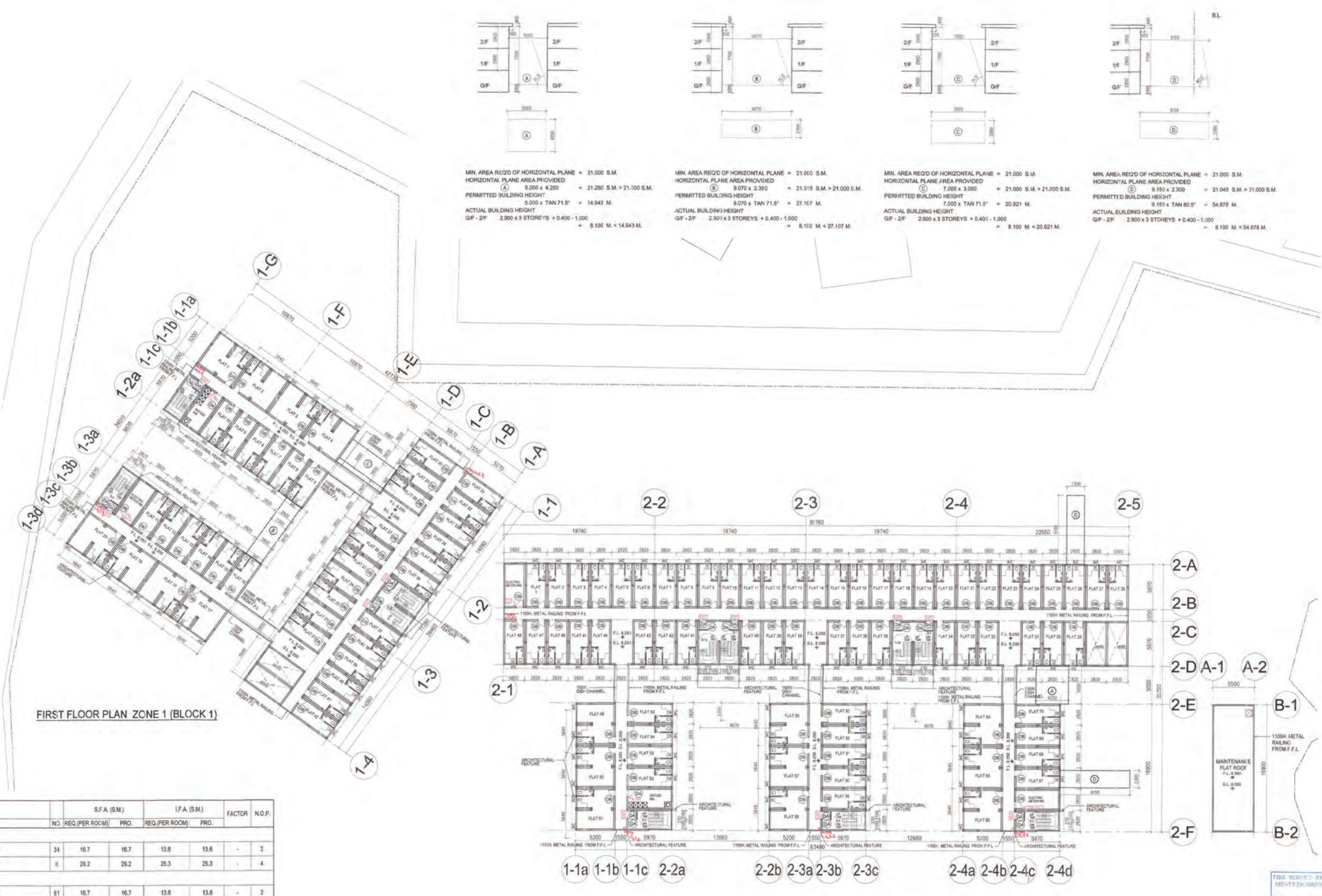
YU KWUN HO, KENNETH
FOR AND ON BEHALF OF K&W ARCHITECTS LTD. Date: _____

Drawing Title
GROUND FLOOR PLAN 3 (ZONE 1) (AT YAU POK ROAD, YUEN LONG)

Drawing No.	Scale	Rev.
AB/B800/SC07	1:200@A0	-

Date: 5/09/2023

 **建築署**
Architectural Services Department



MIN. AREA REQ'D OF HORIZONTAL PLANE = 21,000 S.M.
 HORIZONTAL PLANE AREA PROVIDED = 21,280 S.M. > 21,000 S.M.
 PERMITTED BUILDING HEIGHT = 5.000 x TAN 71.5° = 14.943 M.
 ACTUAL BUILDING HEIGHT = 2.900 x 3 STOREYS + 0.400 - 1.000 = 8.100 M < 14.943 M.

MIN. AREA REQ'D OF HORIZONTAL PLANE = 21,000 S.M.
 HORIZONTAL PLANE AREA PROVIDED = 21,315 S.M. > 21,000 S.M.
 PERMITTED BUILDING HEIGHT = 9.070 x TAN 71.5° = 27.167 M.
 ACTUAL BUILDING HEIGHT = 2.900 x 3 STOREYS + 0.400 - 1.000 = 8.100 M < 27.167 M.

MIN. AREA REQ'D OF HORIZONTAL PLANE = 21,000 S.M.
 HORIZONTAL PLANE AREA PROVIDED = 21,000 S.M. > 21,000 S.M.
 PERMITTED BUILDING HEIGHT = 7.000 x TAN 71.5° = 20.921 M.
 ACTUAL BUILDING HEIGHT = 2.900 x 3 STOREYS + 0.400 - 1.000 = 8.100 M < 20.921 M.

MIN. AREA REQ'D OF HORIZONTAL PLANE = 21,000 S.M.
 HORIZONTAL PLANE AREA PROVIDED = 21,045 S.M. > 21,000 S.M.
 PERMITTED BUILDING HEIGHT = 9.150 x TAN 80.5° = 54.878 M.
 ACTUAL BUILDING HEIGHT = 2.900 x 3 STOREYS + 0.400 - 1.000 = 8.100 M < 54.878 M.

FIRST FLOOR PLAN ZONE 1 (BLOCK 1)

FIRST FLOOR PLAN ZONE 1 (BLOCK 2)

1ST FLOOR (ZONE 1)		S.F.A. (S.M.)		I.F.A. (S.M.)		FACTOR	N.O.P.
REF. NO.	ROOM NAME	N.O.	REQ./PER ROOM	PRO.	REQ./PER ROOM		
BLOCK 1'							
SOA-REF-YL-1.1	1-2 PERSON UNIT	34	16.7	16.7	13.6	13.6	- 2
SOA-REF-YL-1.2	3-4 PERSON UNIT	6	29.2	29.2	25.3	25.3	- 4
BLOCK 2'							
SOA-REF-YL-1.1	1-2 PERSON UNIT	81	16.7	16.7	13.6	13.6	- 2
SOA-REF-YL-1.2	3-4 PERSON UNIT	9	29.2	29.2	25.3	25.3	- 4
BLOCK 3'							
SOA-REF-YL-1.1	1-2 PERSON UNIT	82	16.7	16.7	13.6	13.6	- 2
SOA-REF-YL-1.2	3-4 PERSON UNIT	14	29.2	29.2	25.3	25.3	- 4
BLOCK 4'							
SOA-REF-YL-1.1	1-2 PERSON UNIT	72	16.7	16.7	13.6	13.6	- 2
SOA-REF-YL-1.2	3-4 PERSON UNIT	14	29.2	29.2	25.3	25.3	- 4
BLOCK 5'							
SOA-REF-YL-1.1	1-2 PERSON UNIT	34	16.7	16.7	13.6	13.6	- 2
SOA-REF-YL-1.2	3-4 PERSON UNIT	6	29.2	29.2	25.3	25.3	- 4
BLOCK 6'							
SOA-REF-YL-1.1	1-2 PERSON UNIT	34	16.7	16.7	13.6	13.6	- 2
SOA-REF-YL-1.2	3-4 PERSON UNIT	6	29.2	29.2	25.3	25.3	- 4

Notes:

FOR FIRE SERVICES DEPT.

No.	Date	Description	Initial

Revision

DESIGN AND BUILD CONTRACTOR:

CHEVALIER 中国铁建

ARCHITECT: ALKF+ ANDREW LEE KONG FUNG & ASSOCIATES ARCHITECTS LTD.

CIVIL & STRUCTURAL ENGINEER: Wilson & Associates Ltd. WILSON & ASSOC. LTD.

GEOTECHNICAL ENGINEER: ASIA INFRASTRUCTURE SOLUTIONS ASIA INFRASTRUCTURE SOLUTIONS

ASIA INFRASTRUCTURE SOLUTION LTD.

MIC CONSULTANT: Wilson & Associates Ltd. WILSON & ASSOC. LTD.

BUILDING SERVICES ENGINEER: JRP J. ROGER PRESTON LTD.

LANDSCAPE CONSULTANT: EARTHASIA LTD.

INTERIOR & BRANDING DESIGNER: BREAD BREAD STUDIO

ENVIRONMENTAL BEAM CERTIFICATION, SUSTAINABILITY & ACOUSTIC CONSULTANT: RAMBOLL RAMBOLL H.K. LTD.

PLANNING CONSULTANT: KTA PLANNING LTD.

TRAFFIC CONSULTANT: CKM ASIA LTD.

Design	Name	Signed	Date
	LARRY CHAN		05/09/2023
Drawn	W. HAN		05/09/2023
Checked	LARRY CHAN		05/09/2023
Approved	PM TANG		05/09/2023

Contract No. SS M518

Project Title: DESIGN AND CONSTRUCTION OF LIGHT PUBLIC HOUSING AT YAU POK ROAD, YUEN LONG, AT TUEN MUN AREA 3A AND AT CHOI HING ROAD, NGAU TAU KOK

AIP/ODA SUBMISSION
 () CONSENT IS GIVEN WITHOUT CONDITIONS
 () CONSENT IS GIVEN WITH CONDITIONS
 () CONSENT NOT GRANTED

FOR AND ON BEHALF OF ARCHITECTURAL SERVICES DEPARTMENT

DATE: _____

ARCHITECTURAL DESIGNER'S SIGNATURE FOR SUBMISSION: _____

ZHOU RAYMOND CHUN SUM FOR AND ON BEHALF OF ANDREW LEE KONG FUNG & ASSOCIATES ARCHITECTS LTD. Date: _____

ARCHITECTURAL DESIGN CHECKER'S SIGNATURE FOR SUBMISSION: _____

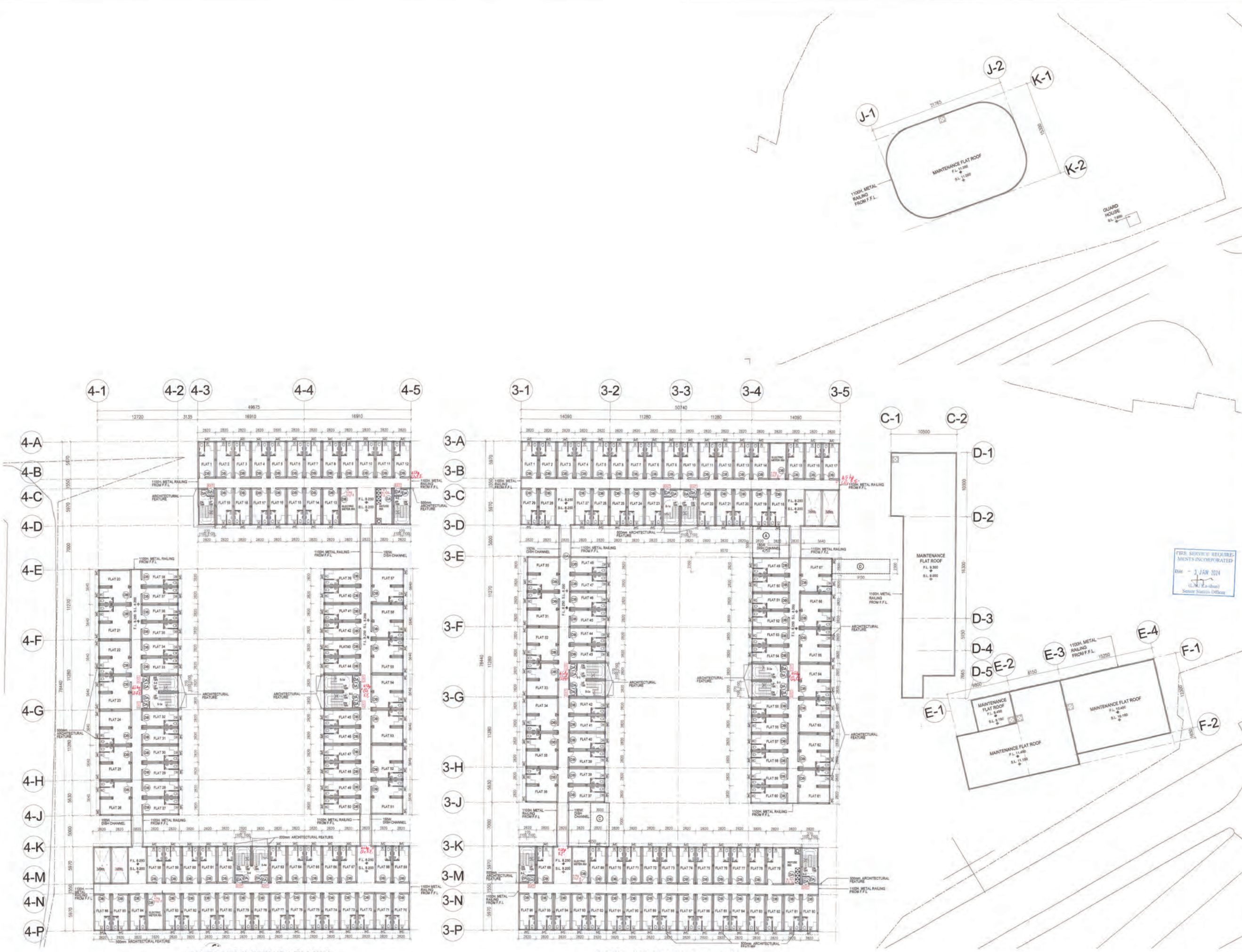
YU KWUN HO, KENNETH FOR AND ON BEHALF OF KAW ARCHITECTS LTD. Date: _____

Drawing Title: 1ST FLOOR PLAN 1 (ZONE 1) (AT YAU POK ROAD, YUEN LONG)

Drawing No.	Scale	Rev.
AB/B800/SC08	1:200@A0	-

Date: 05/09/2023

建築署 Architectural Services Department



FIRST FLOOR PLAN ZONE 1 (BLOCK 4)

FIRST FLOOR PLAN ZONE 1 (BLOCK 3)

Notes:

FOR FIRE SERVICES DEPT.

No.	Date	Description	Initial

Revision:

DESIGN AND BUILD CONTRACTOR:

CHEVALIER 中國鐵建

ARCHITECT: ALKF+ ANDREW LEE KING FUN & ASSOCIATES ARCHITECTS LTD.

CIVIL & STRUCTURAL ENGINEER: Wilson & Associates Ltd. WILSON & ASSOC. LTD.

GEOTECHNICAL ENGINEER: ASIA INFRASTRUCTURE SOLUTIONS ASIA INFRASTRUCTURE SOLUTION LTD.

MIC CONSULTANT: Wilson & Associates Ltd. WILSON & ASSOC. LTD.

BUILDING SERVICES ENGINEER: JRP J. ROGER PRESTON LTD.

LANDSCAPE CONSULTANT: EARTHASIA LTD.

INTERIOR & BRANDING DESIGNER: BREAD BREAD STUDIO

ENVIRONMENTAL, BEAM CERTIFICATION, SUSTAINABILITY & ACOUSTIC CONSULTANT: RAMBOLL RAMBOLL H.K. LTD.

PLANNING CONSULTANT: KTA PLANNING LTD.

TRAFFIC CONSULTANT: CKM ASIA LTD.

Design	Name	Signed	Date

Contract No. SS M518

Project Title: DESIGN AND CONSTRUCTION OF LIGHT PUBLIC HOUSING AT YAU POK ROAD, YUEN LONG, AT TUEN MUN AREA 3A AND AT CHOI HING ROAD, NGAU TAU KOK

AP/IDA SUBMISSION

() CONSENT IS GIVEN WITHOUT CONDITIONS
 () CONSENT IS GIVEN WITH CONDITIONS
 () CONSENT NOT GRANTED

FOR AND ON BEHALF OF ARCHITECTURAL SERVICES DEPARTMENT

DATE: _____

ARCHITECTURAL DESIGNER'S SIGNATURE FOR SUBMISSION:

ZHOU RAYMOND CHUN SUM FOR AND ON BEHALF OF ANDREW LEE KING FUN & ASSOCIATES ARCHITECTS LTD. Date: _____

ARCHITECTURAL DESIGN CHECKER'S SIGNATURE FOR SUBMISSION:

YU KWUN HO, KENNETH FOR AND ON BEHALF OF KAW ARCHITECTS LTD. Date: _____

Drawing Title: 1ST FLOOR PLAN 2 (ZONE 1) (AT YAU POK ROAD, YUEN LONG)

Drawing No.	Scale	Rev.
AB/B800/SC09	1:200@A0	-

Date: 05/09/2023

建築署 Architectural Services Department



Notes:

FOR FIRE SERVICES DEPT.

No.	Date	Description	Initial

Revision

DESIGN AND BUILD CONTRACTOR:

CHEVALIER 中國鐵建

ARCHITECT: ALKF+ ANDREW LEE KING FUN & ASSOCIATES ARCHITECTS LTD.

CIVIL & STRUCTURAL ENGINEER: Wilson & Associates Ltd. Consulting Engineers (Structure & Foundation)

WILSON & ASSOC. LTD.

GEOTECHNICAL ENGINEER: asia infrastructure solutions

ASIA INFRASTRUCTURE SOLUTION LTD.

MIC CONSULTANT: Wilson & Associates Ltd. Consulting Engineers (Structure & Foundation)

WILSON & ASSOC. LTD.

BUILDING SERVICES ENGINEER: JRP 傑偉 J. ROGER PRESTON LTD.

LANDSCAPE CONSULTANT: EARTHASIA LTD.

INTERIOR & BRANDING DESIGNER: BREAD BREAD STUDIO

ENVIRONMENTAL, BEAM CERTIFICATION, SUSTAINABILITY & ACOUSTIC CONSULTANT: RAMBOLL RAMBOLL H.K. LTD.

PLANNING CONSULTANT: KTA PLANNING LTD.

TRAFFIC CONSULTANT: CKM ASIA LTD.

	Name	Signed	Date
Designed	LARRY CHAN		05/09/2023
Drawn	W. MAN		05/09/2023
Checked	LARRY CHAN		05/09/2023
Approved	FM TANG		05/09/2023

Contract No. SS M518

Project Title

DESIGN AND CONSTRUCTION OF LIGHT PUBLIC HOUSING AT YAU POK ROAD, YUEN LONG, AT TUEN MUN AREA 3A AND AT CHOI HING ROAD, NGAU TAU KOK

AP/IDA SUBMISSION

CONSENT IS GIVEN WITHOUT CONDITIONS

CONSENT IS GIVEN WITH CONDITIONS

CONSENT NOT GRANTED

FOR AND ON BEHALF OF ARCHITECTURAL SERVICES DEPARTMENT

DATE

ARCHITECTURAL DESIGNER'S SIGNATURE FOR SUBMISSION

ZHOU RAYMOND CHUN SUM FOR AND ON BEHALF OF ANDREW LEE KING FUN & ASSOCIATES ARCHITECTS LTD. Date:

ARCHITECTURAL DESIGN CHECKER'S SIGNATURE FOR SUBMISSION

YU KWUN HO, KENNETH FOR AND ON BEHALF OF K&W ARCHITECTS LTD. Date:

Drawing Title

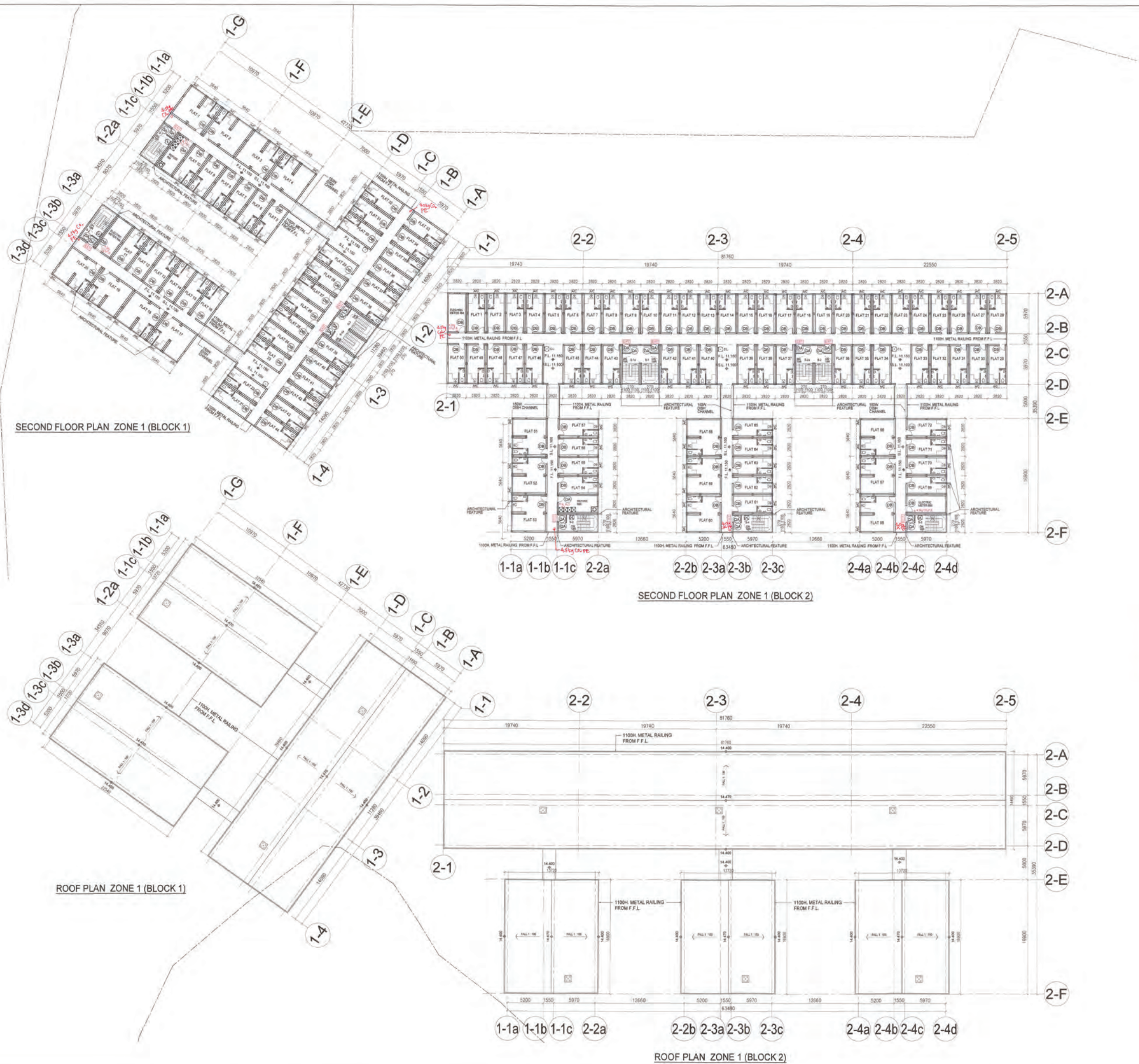
1ST FLOOR PLAN 3 (ZONE 1) (AT YAU POK ROAD, YUEN LONG)

Drawing No.	Scale	Rev.
AB/8800/SC10	1:200@A0	-

Date: 05/09/2023

建築署 Architectural Services Department





SECOND FLOOR PLAN ZONE 1 (BLOCK 1)

SECOND FLOOR PLAN ZONE 1 (BLOCK 2)

ROOF PLAN ZONE 1 (BLOCK 1)

ROOF PLAN ZONE 1 (BLOCK 2)

Notes:

FOR FIRE SERVICES DEPT.

No.	Date	Description	Initial

Revision

DESIGN AND BUILD CONTRACTOR:

CHEVALIER 中国铁建

ARCHITECT: ALKF+ ANDREW LEE KING FUN & ASSOCIATES ARCHITECTS LTD.

CIVIL & STRUCTURAL ENGINEER: Wilson & Associates Ltd. WILSON & ASSOC. LTD.

GEOTECHNICAL ENGINEER: asia infrastructure solutions ASIA INFRASTRUCTURE SOLUTION LTD.

MIC CONSULTANT: Wilson & Associates Ltd. WILSON & ASSOC. LTD.

BUILDING SERVICES ENGINEER: JRP J. ROGER PRESTON LTD.

LANDSCAPE CONSULTANT: EARTHASIA LTD.

INTERIOR & BRANDING DESIGNER: BREAD BREAD STUDIO

ENVIRONMENTAL BEAM CERTIFICATION, SUSTAINABILITY & ACOUSTIC CONSULTANT: RAMBOLL RAMBOLL H.K. LTD.

PLANNING CONSULTANT: KTA PLANNING LTD.

TRAFFIC CONSULTANT: CKM ASIA LTD.

Designated	Name	Signed	Date
	LARRY CHAN		05/09/2023
	W. MAN		05/09/2023
	LARRY CHAN		05/09/2023
	PH TANG		05/09/2023

Contract No. SS M518

Project Title: DESIGN AND CONSTRUCTION OF LIGHT PUBLIC HOUSING AT YAU POK ROAD, YUEN LONG, AT TUEN MUN AREA 3A AND AT CHOI HING ROAD, NGAU TAU KOK

AP/DA SUBMISSION

() CONSENT IS GIVEN WITHOUT CONDITIONS
 () CONSENT IS GIVEN WITH CONDITIONS
 () CONSENT NOT GRANTED

FOR AND ON BEHALF OF ARCHITECTURAL SERVICES DEPARTMENT

DATE: _____

ARCHITECTURAL DESIGNER'S SIGNATURE FOR SUBMISSION: _____

ZHOU RAYMOND CHUN SUM FOR AND ON BEHALF OF ANDREW LEE KING FUN & ASSOCIATES ARCHITECTS LTD. Date: _____

ARCHITECTURAL DESIGN CHECKER'S SIGNATURE FOR SUBMISSION: _____


YU KWUN HO, KENNETH FOR AND ON BEHALF OF KAW ARCHITECTS LTD. Date: _____

Drawing Title: 2ND FLOOR PLAN & ROOF PLAN 1 (ZONE 1) (AT YAU POK ROAD, YUEN LONG)

Drawing No.	Scale	Rev.
AB/8800/SC11	1:200@A0	-

Date: 05/09/2023

建築署 Architectural Services Department



SECOND FLOOR PLAN ZONE 1 (BLOCK 4)

SECOND FLOOR PLAN ZONE 1 (BLOCK 3)

2ND FLOOR (ZONE 1)		S.F.A. (S.M)		I.F.A. (S.M)		FACTOR	N.O.P.
REF. NO.	ROOM NAME	NO.	REQ. (PER ROOM)	PRO.	REQ. (PER ROOM)		
BLOCK 'Y'							
SOA-REF-YL-1.1	1-2 PERSON UNIT	36	16.7	16.7	13.6	13.6	- 2
SOA-REF-YL-1.2	3-4 PERSON UNIT	8	29.2	29.2	25.3	25.3	- 4
BLOCK 'Z'							
SOA-REF-YL-1.1	1-2 PERSON UNIT	63	16.7	16.7	13.6	13.6	- 2
SOA-REF-YL-1.2	3-4 PERSON UNIT	9	29.2	29.2	25.3	25.3	- 4
BLOCK 'X'							
SOA-REF-YL-1.1	1-2 PERSON UNIT	84	16.7	16.7	13.6	13.6	- 2
SOA-REF-YL-1.2	3-4 PERSON UNIT	14	29.2	29.2	25.3	25.3	- 4
BLOCK 'W'							
SOA-REF-YL-1.1	1-2 PERSON UNIT	74	16.7	16.7	13.6	13.6	- 2
SOA-REF-YL-1.2	3-4 PERSON UNIT	14	29.2	29.2	25.3	25.3	- 4
BLOCK 'V'							
SOA-REF-YL-1.1	1-2 PERSON UNIT	36	16.7	16.7	13.6	13.6	- 2
SOA-REF-YL-1.2	3-4 PERSON UNIT	8	29.2	29.2	25.3	25.3	- 4
BLOCK 'U'							
SOA-REF-YL-1.1	1-2 PERSON UNIT	36	16.7	16.7	13.6	13.6	- 2
SOA-REF-YL-1.2	3-4 PERSON UNIT	8	29.2	29.2	25.3	25.3	- 4

FIRE SERVICE SIGNATURE, MENTIONS PREPARED
Date: 3 JAN 2024

Notes:

FOR FIRE SERVICES DEPT.

No.	Date	Description	Initial

Revision

DESIGN AND BUILD CONTRACTOR:

CHEVALIER 中国铁建

ARCHITECT: ANDREW LEE KING FUN & ASSOCIATES ARCHITECTS LTD.

CIVIL & STRUCTURAL ENGINEER: WILSON & ASSOC. LTD.

GEOTECHNICAL ENGINEER: ASIA INFRASTRUCTURE SOLUTION LTD.

MC CONSULTANT: WILSON & ASSOC. LTD.

BUILDING SERVICES ENGINEER: J. ROGER PRESTON LTD.

LANDSCAPE CONSULTANT: EARTHASIA LTD.

INTERIOR & BRANDING DESIGNER: BREAD STUDIO

ENVIRONMENTAL, BEAM CERTIFICATION, SUSTAINABILITY & ACOUSTIC CONSULTANT: RAMBOLL H.K. LTD.

PLANNING CONSULTANT: KTA PLANNING LTD.

TRAFFIC CONSULTANT: CKM ASIA LTD.

Name	Signed	Date
LARRY CHAN		05/09/2023
W. MAN		05/09/2023
LARRY CHAN		05/09/2023
PM TANG		05/09/2023

Contract No. SS M518

Project Title
DESIGN AND CONSTRUCTION OF LIGHT PUBLIC HOUSING AT YAU POK ROAD, YUEN LONG, AT TUEN MUN AREA 3A AND AT CHOI HING ROAD, NGAU TAU KOK

AP/IDDA SUBMISSION
() CONSENT IS GIVEN WITHOUT CONDITIONS
() CONSENT IS GIVEN WITH CONDITIONS
() CONSENT NOT GRANTED

FOR AND ON BEHALF OF ARCHITECTURAL SERVICES DEPARTMENT

DATE: _____

ARCHITECTURAL DESIGNER'S SIGNATURE FOR SUBMISSION: _____

ZHOU RAYMOND CHUN SUM
FOR AND ON BEHALF OF ANDREW LEE KING FUN & ASSOCIATES ARCHITECTS LTD. Date: _____

ARCHITECTURAL DESIGN CHECKER'S SIGNATURE FOR SUBMISSION: _____

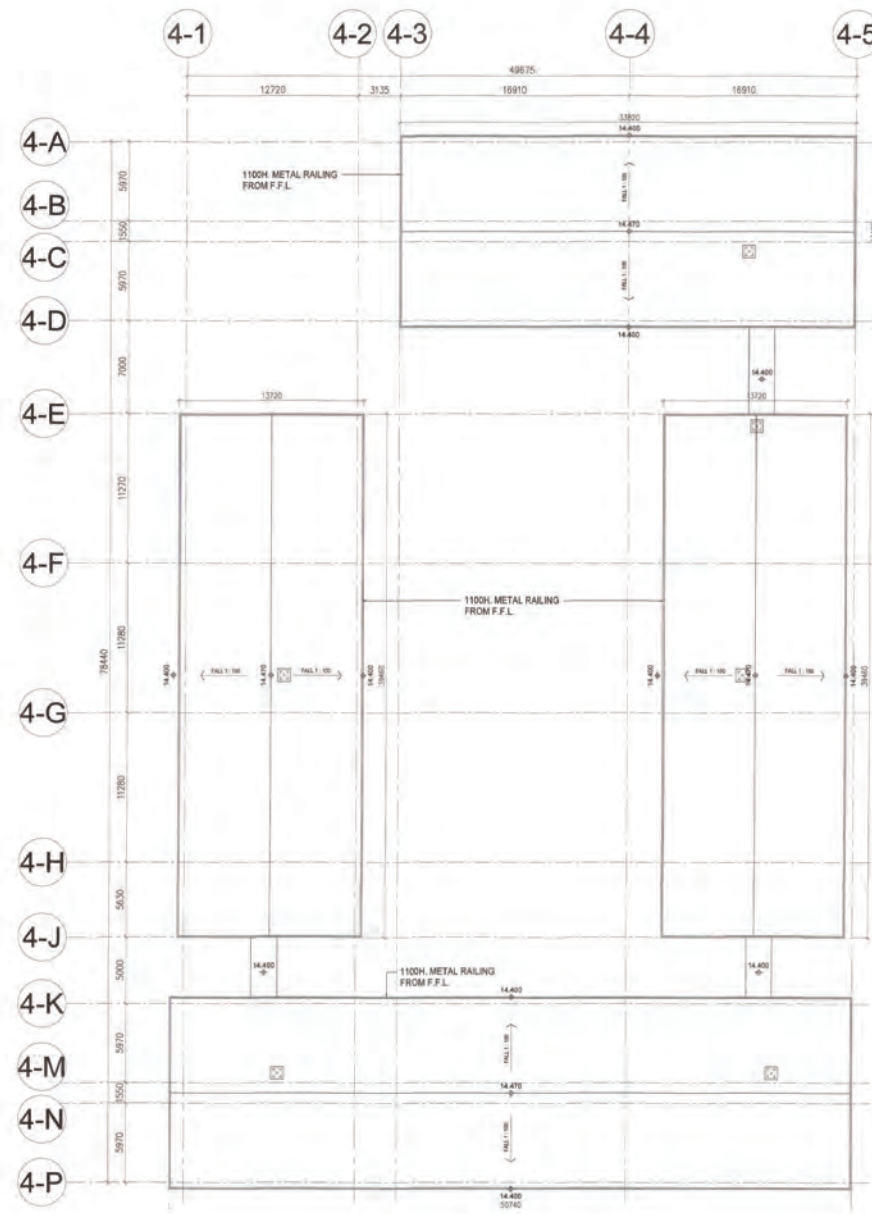
YU KWUN HO, KENNETH
FOR AND ON BEHALF OF K&W ARCHITECTS LTD. Date: _____

Drawing Title
2ND FLOOR PLAN 2 (ZONE 1) (AT YAU POK ROAD, YUEN LONG)


Drawing No.	Scale	Rev.
AB/8800/SC12	1:200@A0	-

Date: 05/09/2023

建築署
Architectural Services Department



ROOF PLAN ZONE 1 (BLOCK 4)



ROOF PLAN ZONE 1 (BLOCK 3)

FIRE SERVICE REQUIREMENTS INCORPORATED
 Date: 3 JAN 2024
 1134 (Signature)
 Senior Statist Official

Notes:

FOR FIRE SERVICES DEPT.

No.	Date	Description	Initial

Revision

DESIGN AND BUILD CONTRACTOR:

CHEVALIER 中國鐵建

ARCHITECT: **ALKF+**
 ANDREW LEE KING FUN & ASSOCIATES ARCHITECTS LTD.

CIVIL & STRUCTURAL ENGINEER:
 Wilson & Associates Ltd.
 WILSON & ASSOC. LTD.

GEOTECHNICAL ENGINEER: asia infrastructure solutions

ASIA INFRASTRUCTURE SOLUTION LTD.

MIC CONSULTANT:
 Wilson & Associates Ltd.
 WILSON & ASSOC. LTD.

BUILDING SERVICES ENGINEER:
 JRP 建偉 J. ROGER PRESTON LTD.

LANDSCAPE CONSULTANT:
 EARTHASIA LTD.

INTERIOR & BRANDING DESIGNER:
BREAD BREAD STUDIO

ENVIRONMENTAL, BEAM CERTIFICATION, SUSTAINABILITY & ACUSTIC CONSULTANT:
 RAMBOLL RAMBOLL H.K. LTD.

PLANNING CONSULTANT:
 KTA KTA PLANNING LTD.

TRAFFIC CONSULTANT:
 CKM CKM ASIA LTD.

	Name	Signed	Date
Designed	LARRY CHAN		05/09/2023
Drawn	W. MAN		05/09/2023
Checked	LARRY CHAN		05/09/2023
Approved	PM TANG		05/09/2023

Contract No. SS M518

Project Title
 DESIGN AND CONSTRUCTION OF LIGHT PUBLIC HOUSING AT YAU POK ROAD, YUEN LONG, AT TUEN MUN AREA 3A AND AT CHOI HING ROAD, NGAU TAU KOK

AIP/DDA SUBMISSION
 CONSENT IS GIVEN WITHOUT CONDITIONS
 CONSENT IS GIVEN WITH CONDITIONS
 CONSENT NOT GRANTED
 FOR AND ON BEHALF OF ARCHITECTURAL SERVICES DEPARTMENT
 DATE: _____

ARCHITECTURAL DESIGNER'S SIGNATURE FOR SUBMISSION:

ZHOU RAYMOND CHUN SUM
 FOR AND ON BEHALF OF ANDREW LEE KING FUN & ASSOCIATES ARCHITECTS LTD. Date: _____

ARCHITECTURAL DESIGN CHECKER'S SIGNATURE FOR SUBMISSION:

YU KWUN HO, KENNETH
 FOR AND ON BEHALF OF K&W ARCHITECTS LTD. Date: _____

Drawing Title
 ROOF FLOOR PLAN 2 (ZONE 1)
 (AT YAU POK ROAD, YUEN LONG)

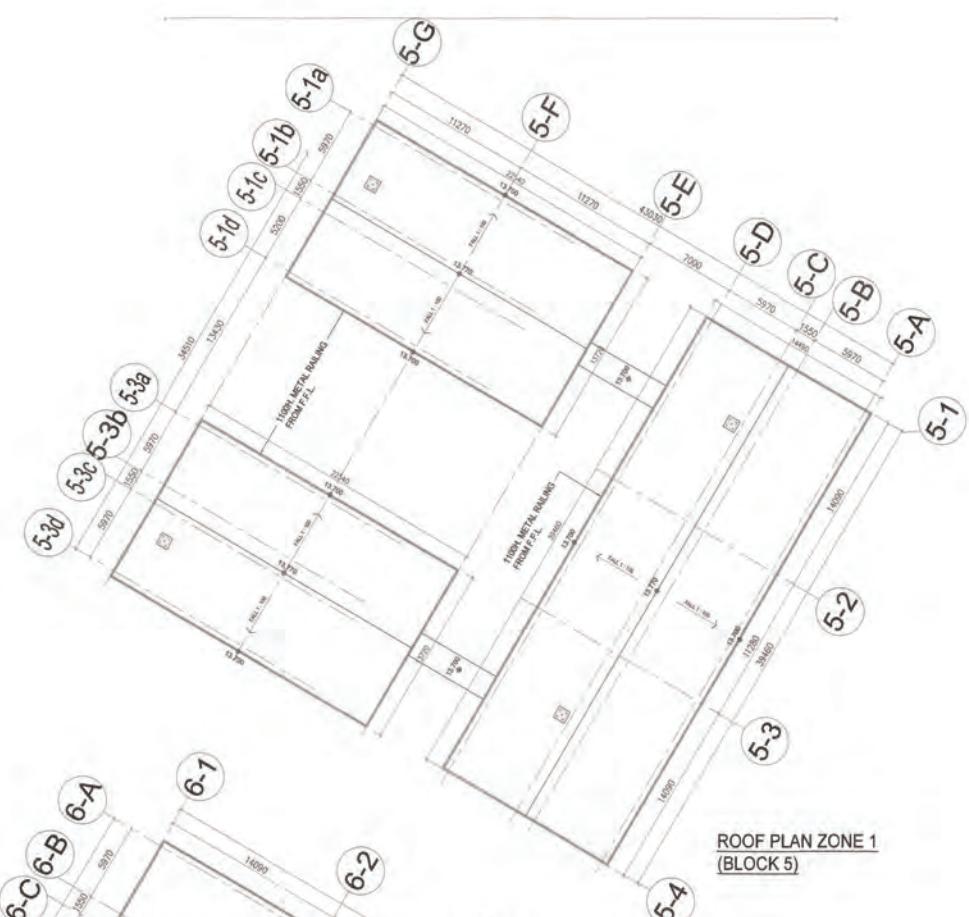
Drawing No.	Scale	Rev.
AB/B800/SC13	1:200@A0	-

Date: 05/09/2023

建築署
 Architectural Services Department



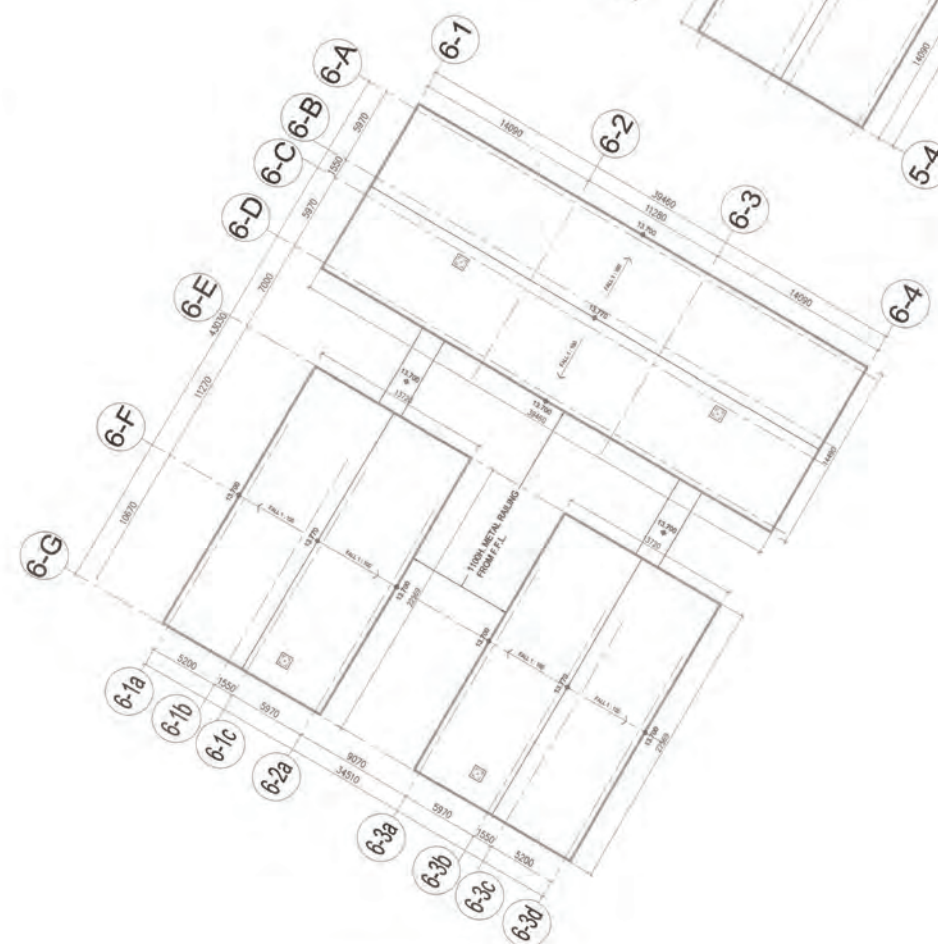
SECOND FLOOR PLAN
ZONE 1 (BLOCK 5)



ROOF PLAN ZONE 1
(BLOCK 5)



SECOND FLOOR PLAN ZONE 1 (BLOCK 6)



ROOF FLOOR PLAN ZONE 1 (BLOCK 6)

FIRE SERVICE REQUIREMENTS INCORPORATED
No. 15 JAN 2014

Notes:

FOR FIRE SERVICES DEPT

No.	Date	Description	Initial

Revision

DESIGN AND BUILD CONTRACTOR:

CHEVALIER 中国铁建

ARCHITECT: ALKF+ ANDREW LEE KING FUN & ASSOCIATES ARCHITECTS LTD

CIVIL & STRUCTURAL ENGINEER: Wilson & Associates Ltd
WILSON & ASSOC. LTD.

GEOTECHNICAL ENGINEER: asia infrastructure solutions

ASIA INFRASTRUCTURE SOLUTION LTD.

MIC CONSULTANT: Wilson & Associates Ltd
WILSON & ASSOC. LTD.

BUILDING SERVICES ENGINEER: JRP J. ROGER PRESTON LTD.

LANDSCAPE CONSULTANT: EARTHASIA LTD.

INTERIOR & BRANDING DESIGNER: BREAD BREAD STUDIO

ENVIRONMENTAL, BEAM CERTIFICATION, SUSTAINABILITY & ACOUSTIC CONSULTANT: RAMBOLL RAMBOLL H.K. LTD.

PLANNING CONSULTANT: KTA PLANNING LTD.

TRAFFIC CONSULTANT: CKM ASIA LTD.

	Name	Signed	Date
Designed	LARRY CHAN		05/09/2023
Drawn	W. MAN		05/09/2023
Checked	LARRY CHAN		05/09/2023
Approved	PH TANG		05/09/2023

Contract No. SS M518

Project Title
DESIGN AND CONSTRUCTION OF LIGHT PUBLIC HOUSING AT YAU POK ROAD, YUEN LONG, AT TUEN MUN AREA 3A AND AT CHOI HING ROAD, NGAU TAU KOK

AP/IDA SUBMISSION
 CONSENT IS GIVEN WITHOUT CONDITIONS
 CONSENT IS GIVEN WITH CONDITIONS
 CONSENT NOT GRANTED
 FOR AND ON BEHALF OF ARCHITECTURAL SERVICES DEPARTMENT
 DATE: _____

ARCHITECTURAL DESIGNER'S SIGNATURE FOR SUBMISSION:
 ZHOU RAYMOND CHUN SUM FOR AND ON BEHALF OF ANDREW LEE KING FUN & ASSOCIATES ARCHITECTS LTD. Date: _____

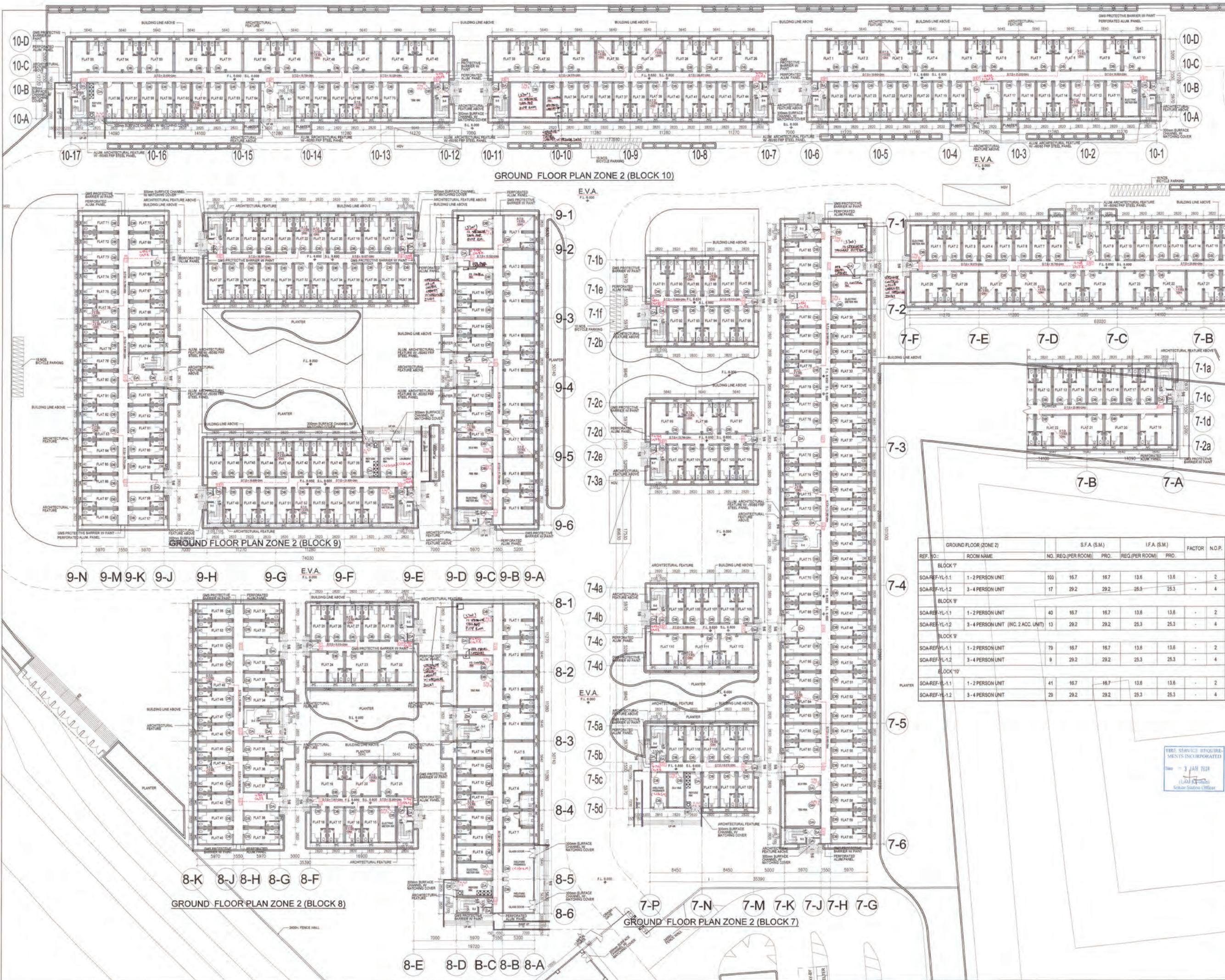
ARCHITECTURAL DESIGN CHECKER'S SIGNATURE FOR SUBMISSION:
 YU KWUN HO, KENNETH FOR AND ON BEHALF OF K&W ARCHITECTS LTD. Date: _____

Drawing Title
2ND FLOOR PLAN & ROOF PLAN 3 (ZONE 1) (AT YAU POK ROAD, YUEN LONG)

Drawing No.	Scale	Rev.
AB/8800/SC14	1:200@A0	-

Date: 05/09/2023

建築署 Architectural Services Department



GROUND FLOOR PLAN ZONE 2 (BLOCK 10)

GROUND FLOOR PLAN ZONE 2 (BLOCK 9)

GROUND FLOOR PLAN ZONE 2 (BLOCK 8)

GROUND FLOOR PLAN ZONE 2 (BLOCK 7)

GROUND FLOOR (ZONE 2)		S.F.A. (S.M.)		I.F.A. (S.M.)		FACTOR	N.O.P.
REF. NO.	ROOM NAME	NO. REQ. (PER ROOM)	PRO.	REQ. (PER ROOM)	PRO.		
BLOCK 7'							
SOA-REF-YL-1.1	1-2 PERSON UNIT	103	16.7	16.7	13.6	13.6	2
SOA-REF-YL-1.2	3-4 PERSON UNIT	17	29.2	29.2	25.3	25.3	4
BLOCK 9'							
SOA-REF-YL-1.1	1-2 PERSON UNIT	40	16.7	16.7	13.6	13.6	2
SOA-REF-YL-1.2	3-4 PERSON UNIT (INC. 2 ACC. UNIT)	13	29.2	29.2	25.3	25.3	4
BLOCK 10'							
SOA-REF-YL-1.1	1-2 PERSON UNIT	79	16.7	16.7	13.6	13.6	2
SOA-REF-YL-1.2	3-4 PERSON UNIT	9	29.2	29.2	25.3	25.3	4
BLOCK 10''							
SOA-REF-YL-1.1	1-2 PERSON UNIT	41	16.7	16.7	13.6	13.6	2
SOA-REF-YL-1.2	3-4 PERSON UNIT	29	29.2	29.2	25.3	25.3	4

FIRE SERVICES DISBURSEMENTS IS INCORPORATED
Date: 3 JAN 2024
KwK Architects Ltd.

Notes:
FOR FIRE SERVICES DEPT.

No.	Date	Description	Initial

Revision

DESIGN AND BUILD CONTRACTOR:
CHEVALIER TRCC 中国铁建

ARCHITECT: ALKF+ ANDREW LEE KING FUN & ASSOCIATES ARCHITECTS LTD.

CIVIL & STRUCTURAL ENGINEER: Wilson & Associates Ltd. WILSON & ASSOC. LTD.

GEOTECHNICAL ENGINEER: Asia Infrastructure Solutions ASIA INFRASTRUCTURE SOLUTION LTD.

MIC CONSULTANT: Wilson & Associates Ltd. WILSON & ASSOC. LTD.

BUILDING SERVICES ENGINEER: JRP 德信 J. ROGER PRESTON LTD.

LANDSCAPE CONSULTANT: EARTHASIA LTD.

INTERIOR & BRANDING DESIGNER: BREAD BREAD STUDIO

ENVIRONMENTAL, BEAM CERTIFICATION, SUSTAINABILITY & ACOUSTIC CONSULTANT: RAMBOLL H.K. LTD.

PLANNING CONSULTANT: KTA PLANNING LTD.

TRAFFIC CONSULTANT: CKM ASIA LTD.

Name	Signed	Date
Designed	LARRY CHAN	05/09/2023
Drawn	W. MAN	05/09/2023
Checked	LARRY CHAN	05/09/2023
Approved	PH TANG	05/09/2023

Contract No. SS M518

Project Title: DESIGN AND CONSTRUCTION OF LIGHT PUBLIC HOUSING AT YAU POK ROAD, YUEN LONG, AT TUEN MUN AREA 3A AND AT TUEN HING ROAD, NGAU TAU KOK

AIPDDA SUBMISSION
(CONSENT IS GIVEN WITHOUT CONDITIONS)
(CONSENT IS GIVEN WITH CONDITIONS)
(CONSENT NOT GRANTED)
FOR AND ON BEHALF OF ARCHITECTURAL SERVICES DEPARTMENT
DATE:

ARCHITECTURAL DESIGNER'S SIGNATURE FOR SUBMISSION
ZHU RAYMOND CHUN SUM FOR AND ON BEHALF OF ANDREW LEE KING FUN & ASSOCIATES ARCHITECTS LTD. Date:

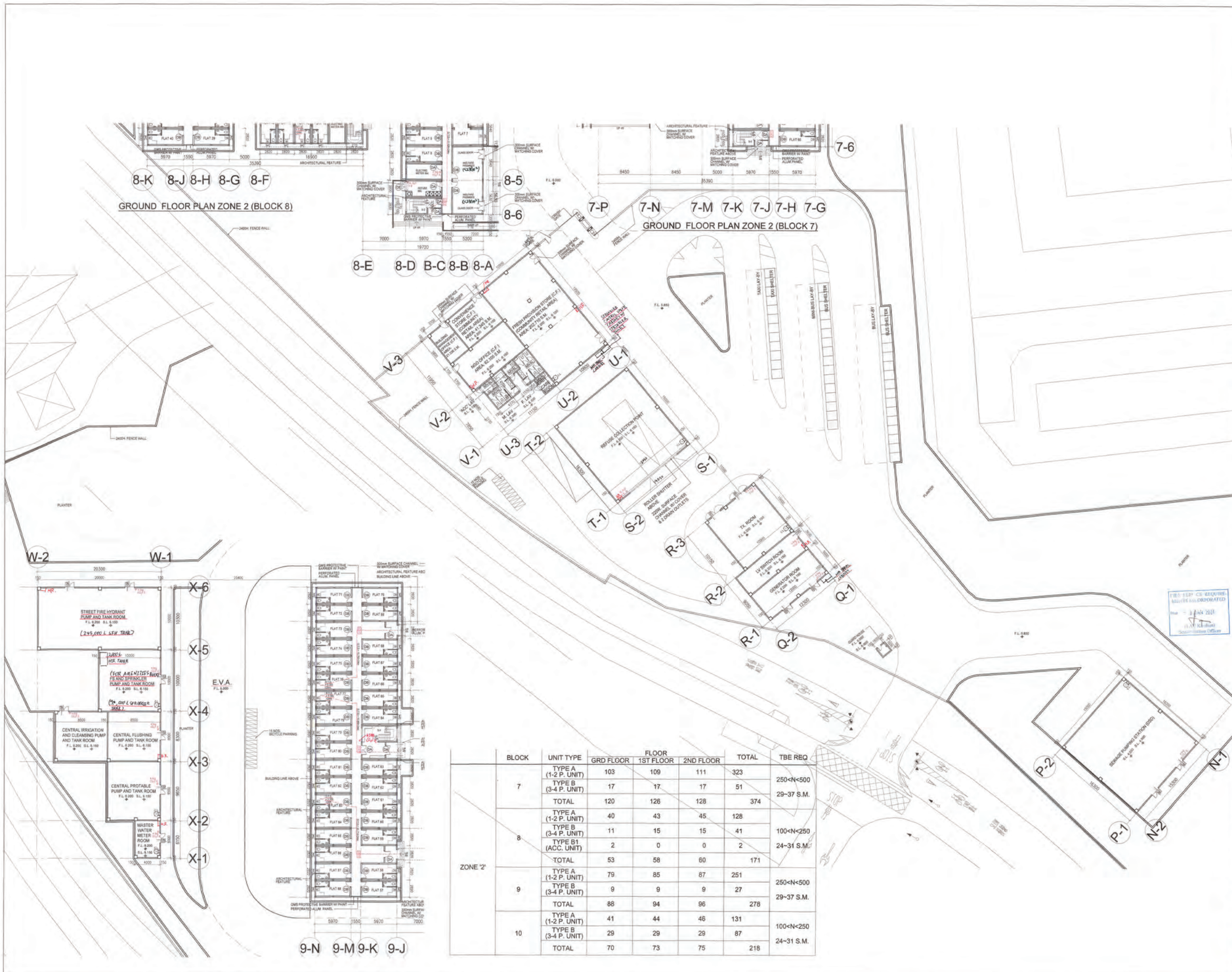
ARCHITECTURAL DESIGN CHECKER'S SIGNATURE FOR SUBMISSION
YU KHUN HO, KERNEITH FOR AND ON BEHALF OF K&W ARCHITECTS LTD. Date:

Drawing Title: GROUND FLOOR PLAN 1 (ZONE 2) (AT YAU POK ROAD, YUEN LONG)

Drawing No.	Scale	Rev.
AB/8800/SC15	1:200@A4	-

Date: 05/09/2023

建築署 Architectural Services Department



BLOCK	UNIT TYPE	FLOOR			TOTAL	TBE REQ
		GRD FLOOR	1ST FLOOR	2ND FLOOR		
7	TYPE A (1-2 P. UNIT)	103	109	111	323	250<N<500
	TYPE B (3-4 P. UNIT)	17	17	17	51	29-37 S.M.
	TOTAL	120	126	128	374	
8	TYPE A (1-2 P. UNIT)	40	43	45	128	100<N<250
	TYPE B (3-4 P. UNIT)	11	15	15	41	24-31 S.M.
	TOTAL	53	58	60	171	
9	TYPE A (1-2 P. UNIT)	79	85	87	251	250<N<500
	TYPE B (3-4 P. UNIT)	9	9	9	27	29-37 S.M.
	TOTAL	88	94	96	278	
10	TYPE A (1-2 P. UNIT)	41	44	46	131	100<N<250
	TYPE B (3-4 P. UNIT)	29	29	29	87	24-31 S.M.
	TOTAL	70	73	75	218	

Notes:

FOR FIRE SERVICES DEPT

No.	Date	Description	Initial

Revision:

DESIGN AND BUILD CONTRACTOR:

CHEVALIER 中国铁建

ARCHITECT:

ALKF+ ANDREW LEE KING FUN & ASSOCIATES ARCHITECTS LTD.

CIVIL & STRUCTURAL ENGINEER:

Wilson & Associates Ltd. WILSON & ASSOC. LTD.

GEOTECHNICAL ENGINEER:

asia infrastructure solutions ASIA INFRASTRUCTURE SOLUTION LTD.

MC CONSULTANT:

Wilson & Associates Ltd. WILSON & ASSOC. LTD.

BUILDING SERVICES ENGINEER:

JRP J. ROGER PRESTON LTD.

LANDSCAPE CONSULTANT:

EARTHASIA LTD.

INTERIOR & BRANDING DESIGNER:

BREAD BREAD STUDIO

ENVIRONMENTAL, BEAM CERTIFICATION, SUSTAINABILITY & ACOUSTIC CONSULTANT:

RAMBOLL RAMBOLL H.K. LTD.

PLANNING CONSULTANT:

KTA PLANNING LTD.

TRAFFIC CONSULTANT:

CKM ASIA LTD.

Name	Signed	Date
LARRY CHAN		05/09/2023
W. MAN		05/09/2023
LARRY CHAN		05/09/2023
PM TANG		05/09/2023

Contract No. SS M518

Project Title

DESIGN AND CONSTRUCTION OF LIGHT PUBLIC HOUSING AT YAU POK ROAD, YUEN LONG, AT TUEN MUN AREA 3A AND AT CHOI HING ROAD, NGAU TAU KOK

APR/D/A SUBMISSION
 () CONSENT IS GIVEN WITHOUT CONDITIONS
 () CONSENT IS GIVEN WITH CONDITIONS
 () CONSENT NOT GRANTED

FOR AND ON BEHALF OF ARCHITECTURAL SERVICES DEPARTMENT

DATE:

ARCHITECTURAL DESIGNER'S SIGNATURE FOR SUBMISSION:

ZHOU RAYMOND CHUN SUM FOR AND ON BEHALF OF ANDREW LEE KING FUN & ASSOCIATES ARCHITECTS LTD. Date:

ARCHITECTURAL DESIGN CHECKER'S SIGNATURE FOR SUBMISSION:

YU KWUN HO, KENNETH FOR AND ON BEHALF OF KAW ARCHITECTS LTD. Date:

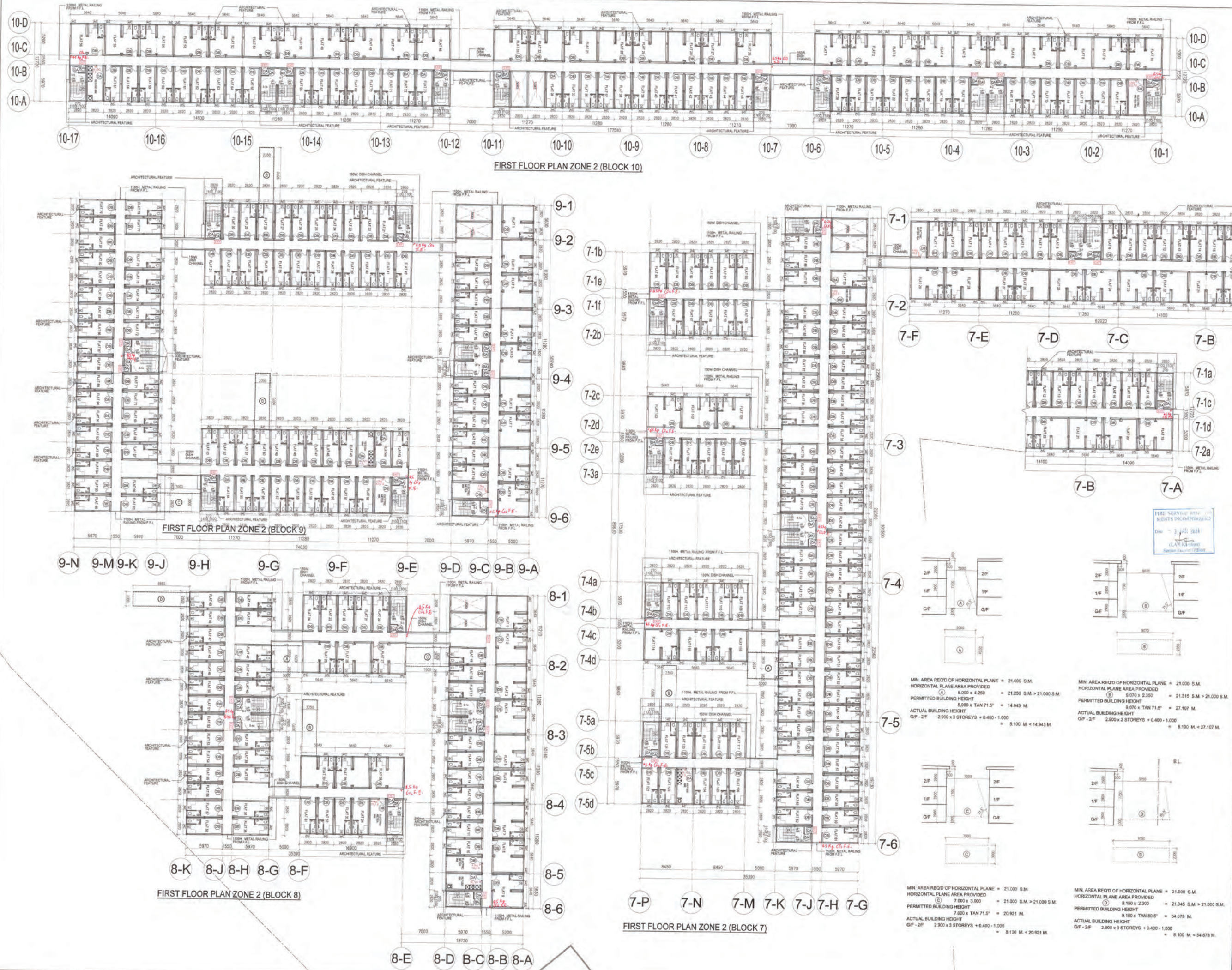
Drawing Title

GROUND FLOOR PLAN 2 (ZONE 2) (AT YAU POK ROAD, YUEN LONG)

Drawing No.	Scale	Rev.
AB/8800/SC16	1:200@A0	-

Date: 05/09/2023

建築署 Architectural Services Department



Notes:

FOR FIRE SERVICES DEPT.

No.	Date	Description	Initial

Revision

DESIGN AND BUILD CONTRACTOR:

CHEVALIER **中國鐵建**

ARCHITECT: **ALKE+**
ANDREW LEE KING FUN & ASSOCIATES ARCHITECTS LTD

CIVIL & STRUCTURAL ENGINEER:
Wilson & Associates Ltd
WILSON & ASSOC. LTD.

GEOTECHNICAL ENGINEER:
asia infrastructure solutions

ASIA INFRASTRUCTURE SOLUTION LTD.

MIC CONSULTANT:
Wilson & Associates Ltd
WILSON & ASSOC. LTD.

BUILDING SERVICES ENGINEER:
JRP J. ROGER PRESTON LTD.

LANDSCAPE CONSULTANT:
EARTHASIA LTD.

INTERIOR & BRANDING DESIGNER:
BREAD BREAD STUDIO

ENVIRONMENTAL, BEAM CERTIFICATION, SUSTAINABILITY & ACOUSTIC CONSULTANT:
RAMBOLL RAMBOLL H.K. LTD.

PLANNING CONSULTANT:
KTA KTA PLANNING LTD.

TRAFFIC CONSULTANT:
CKM CKM ASIA LTD.

Name	Signed	Date
Designed	LARRY CHAN	05/09/2023
Drawn	W. MAN	05/09/2023
Checked	LARRY CHAN	05/09/2023
Approved	PM TANG	05/09/2023

Contract No. **SS M518**

Project Title
DESIGN AND CONSTRUCTION OF LIGHT PUBLIC HOUSING AT YAU POK ROAD, YUEN LONG, AT TUEN MUN AREA 3A AND AT CHOI HING ROAD, NGAU TAU KOK

AIPIDA SUBMISSION
() CONSENT IS GIVEN WITHOUT CONDITIONS
(X) CONSENT IS GIVEN WITH CONDITIONS
() CONSENT NOT GRANTED

FOR AND ON BEHALF OF ARCHITECTURAL SERVICES DEPARTMENT

DATE: _____

ARCHITECTURAL DESIGNER'S SIGNATURE FOR SUBMISSION:
Date: _____

YU KWUN HO, KENNETH
FOR AND ON BEHALF OF KAW ARCHITECTS LTD.
Date: _____

Drawing Title
**1st FLOOR PLAN I (ZONE 1)
(AT YAU POK ROAD, YUEN LONG)**

Drawing No.	Scale	Rev.
AB/B800/SC17	1:200	-

Date: _____

建築署
Architectural Services Department

MIN. AREA REQ'D OF HORIZONTAL PLANE = 21,000 S.M. HORIZONTAL PLANE AREA PROVIDED 5,000 x 4,250 = 21,250 S.M. > 21,000 S.M. PERMITTED BUILDING HEIGHT 5,000 x TAN 71.5° = 14,943 M. ACTUAL BUILDING HEIGHT GF - 2/F 2,900 x 3 STOREYS + 0.400 - 1,000 = 8,100 M < 14,943 M.	MIN. AREA REQ'D OF HORIZONTAL PLANE = 21,000 S.M. HORIZONTAL PLANE AREA PROVIDED 9,976 x 2,300 = 21,315 S.M. > 21,000 S.M. PERMITTED BUILDING HEIGHT 9,976 x TAN 71.5° = 27,107 M. ACTUAL BUILDING HEIGHT GF - 2/F 2,900 x 3 STOREYS + 0.400 - 1,000 = 8,100 M < 27,107 M.
MIN. AREA REQ'D OF HORIZONTAL PLANE = 21,000 S.M. HORIZONTAL PLANE AREA PROVIDED 7,000 x 3,000 = 21,000 S.M. > 21,000 S.M. PERMITTED BUILDING HEIGHT 7,000 x TAN 71.5° = 20,921 M. ACTUAL BUILDING HEIGHT GF - 2/F 2,900 x 3 STOREYS + 0.400 - 1,000 = 8,100 M < 20,921 M.	MIN. AREA REQ'D OF HORIZONTAL PLANE = 21,000 S.M. HORIZONTAL PLANE AREA PROVIDED 8,150 x 2,300 = 21,045 S.M. > 21,000 S.M. PERMITTED BUILDING HEIGHT 8,150 x TAN 80.5° = 54,678 M. ACTUAL BUILDING HEIGHT GF - 2/F 2,900 x 3 STOREYS + 0.400 - 1,000 = 8,100 M < 54,678 M.

8-K 8-J 8-H 8-G 8-F
FIRST FLOOR PLAN ZONE 2 (BLOCK 8)

7-P 7-N 7-M 7-K 7-J 7-H 7-G
FIRST FLOOR PLAN ZONE 2 (BLOCK 7)

8-E 8-D B-C 8-B 8-A

9-N 9-M 9-K 9-J 9-I

1ST FLOOR (ZONE 2)		S.F.A. (SM)		I.F.A. (SM)		FACTOR		N.O.P.
REF. NO.	ROOM NAME	NO.	REQ./PER ROOM	PRO.	REQ./PER ROOM	PRO.		
BLOCK 7'								
SOA-REF-YL-1.1	1-2 PERSON UNIT	109	16.7	16.7	13.6	13.6	-	2
SOA-REF-YL-1.2	3-4 PERSON UNIT	17	29.2	29.2	25.3	25.3	-	4
BLOCK 8'								
SOA-REF-YL-1.1	1-2 PERSON UNIT	43	16.7	16.7	13.6	13.6	-	2
SOA-REF-YL-1.2	3-4 PERSON UNIT	15	29.2	29.2	25.3	25.3	-	4
BLOCK 9'								
SOA-REF-YL-1.1	1-2 PERSON UNIT	85	16.7	16.7	13.6	13.6	-	2
SOA-REF-YL-1.2	3-4 PERSON UNIT	9	29.2	29.2	25.3	25.3	-	4
BLOCK 10'								
SOA-REF-YL-1.1	1-2 PERSON UNIT	44	16.7	16.7	13.6	13.6	-	2
SOA-REF-YL-1.2	3-4 PERSON UNIT	29	29.2	29.2	25.3	25.3	-	4

FIRE SERVICE REQUIREMENTS INCORPORATED
Date: 3 JAN 2024
JRP
J. ROGER PRESTON LTD.

Notes:
FOR FIRE SERVICES DEPT.

No.	Date	Description	Initial

Revision

DESIGN AND BUILD CONTRACTOR:
CHEVALIER 中国铁建

ARCHITECT:
ALKF+ ANDREW LEE KING FUN & ASSOCIATES ARCHITECTS LTD.

CIVIL & STRUCTURAL ENGINEER:
Wilson & Associates Ltd
WILSON & ASSOC. LTD.

GEOTECHNICAL ENGINEER:
Asia Infrastructure Solutions
ASIA INFRASTRUCTURE SOLUTION LTD.

MIC CONSULTANT:
Wilson & Associates Ltd
WILSON & ASSOC. LTD.

BUILDING SERVICES ENGINEER:
JRP 道信 J. ROGER PRESTON LTD.

LANDSCAPE CONSULTANT:
EARTHASIA LTD.

INTERIOR & BRANDING DESIGNER:
BREAD BREAD STUDIO

ENVIRONMENTAL, BEAM CERTIFICATION, SUSTAINABILITY & ACOUSTIC CONSULTANT:
RAMBOLL RAMBOLL H.K. LTD.

PLANNING CONSULTANT:
KTA PLANNING LTD.

TRAFFIC CONSULTANT:
CKM ASIA LTD.

Name	Signed	Date
Designed LARRY CHAN		05/09/2023
Drawn W. MAN		05/09/2023
Checked LARRY CHAN		05/09/2023
Approved PM TANG		05/09/2023

Contract No. SS M518

Project Title
DESIGN AND CONSTRUCTION OF LIGHT PUBLIC HOUSING AT YAU POK ROAD, YUEN LONG, AT TUEN MUN AREA 3A AND AT CHOI HING ROAD, NGAU TAU KOK

APPRODA SUBMISSION
 CONSENT IS GIVEN WITHOUT CONDITIONS
 CONSENT IS GIVEN WITH CONDITIONS
 CONSENT NOT GRANTED
 FOR AND ON BEHALF OF ARCHITECTURAL SERVICES DEPARTMENT
 DATE: _____

ARCHITECTURAL DESIGNER'S SIGNATURE FOR SUBMISSION:
 ZHOU RAYMOND CHUN SUM
 FOR AND ON BEHALF OF ANDREW LEE KING FUN & ASSOCIATES ARCHITECTS LTD. Date: _____

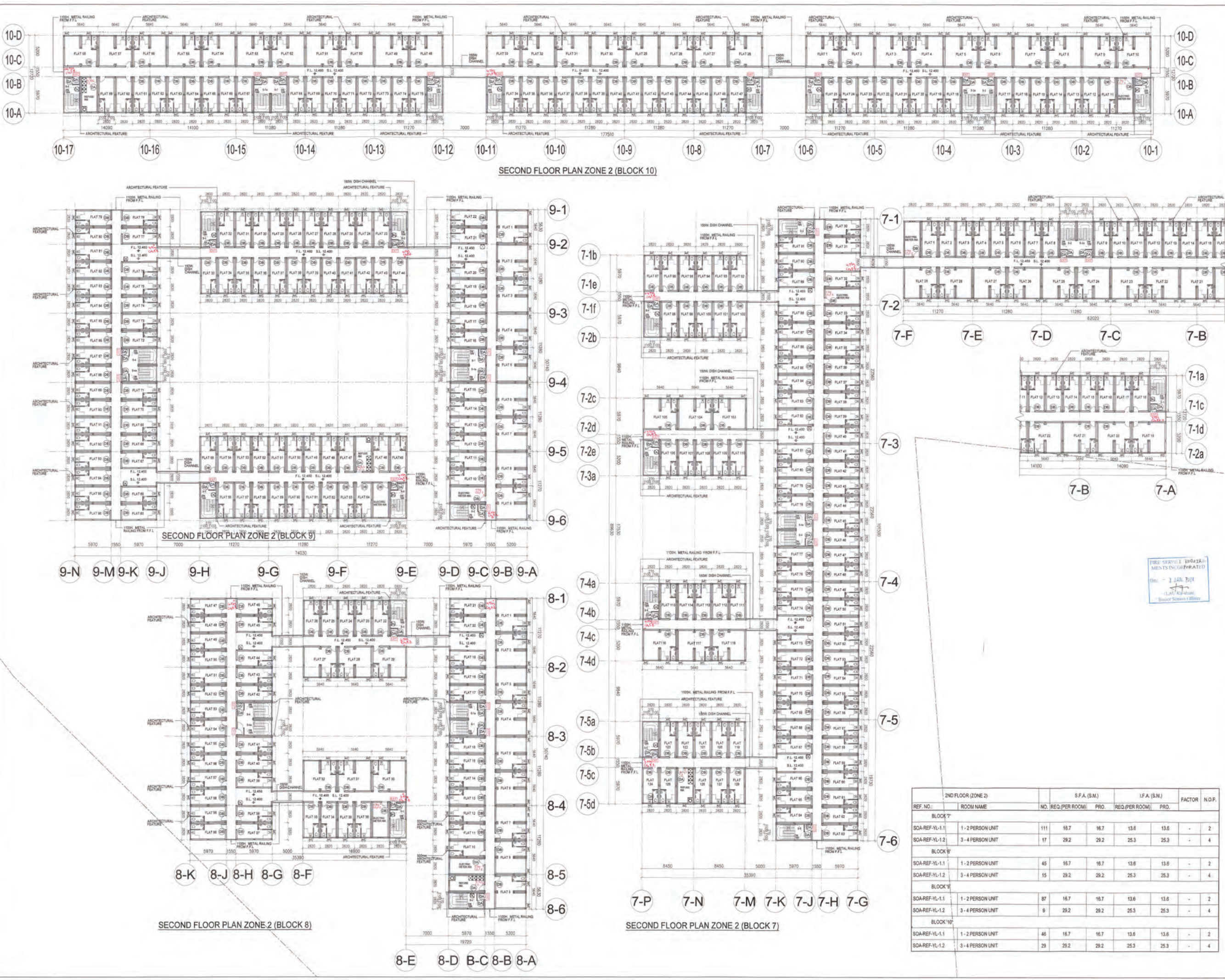
ARCHITECTURAL DESIGN CHECKER'S SIGNATURE FOR SUBMISSION:
 YU KWUN HO, KENNETH
 FOR AND ON BEHALF OF K&W ARCHITECTS LTD. Date: _____

Drawing Title
1ST FLOOR PLAN (ZONE 2) (AT YAU POK ROAD, YUEN LONG)

Drawing No.	Scale	Rev.
AB/8800/SC18	1:200@A0	-

Date: 05/09/2023

建築署 Architectural Services Department



2ND FLOOR (ZONE 2)		S.F.A. (S.M.)		L.F.A. (S.M.)		FACTOR	N.O.P.
REF. NO.	ROOM NAME	NO.	REQ./PER ROOM	PRO.	REQ./PER ROOM		
BLOCK 7							
SOA-REF-YL-1.1	1-2 PERSON UNIT	111	16.7	16.7	13.6	13.6	2
SOA-REF-YL-1.2	3-4 PERSON UNIT	17	29.2	29.2	25.3	25.3	4
BLOCK 8							
SOA-REF-YL-1.1	1-2 PERSON UNIT	45	16.7	16.7	13.6	13.6	2
SOA-REF-YL-1.2	3-4 PERSON UNIT	15	29.2	29.2	25.3	25.3	4
BLOCK 9							
SOA-REF-YL-1.1	1-2 PERSON UNIT	87	16.7	16.7	13.6	13.6	2
SOA-REF-YL-1.2	3-4 PERSON UNIT	9	29.2	29.2	25.3	25.3	4
BLOCK 10							
SOA-REF-YL-1.1	1-2 PERSON UNIT	46	16.7	16.7	13.6	13.6	2
SOA-REF-YL-1.2	3-4 PERSON UNIT	29	29.2	29.2	25.3	25.3	4

Notes:

FOR FIRE SERVICES DEPT.

No.	Date	Description	Initial

Revision

DESIGN AND BUILD CONTRACTOR:

CHEVALIER **中国铁建**

ARCHITECT: **ALKF+**
ANDREW LEE KING FUN & ASSOCIATES ARCHITECTS LTD.

CIVIL & STRUCTURAL ENGINEER:
Wilson & Associates Ltd.
Consulting Engineers, Planners, Surveyors

WILSON & ASSOC. LTD.

GEOTECHNICAL ENGINEER:
asia infrastructure solutions

ASIA INFRASTRUCTURE SOLUTION LTD.

MIC CONSULTANT:
Wilson & Associates Ltd.
Consulting Engineers, Planners, Surveyors

WILSON & ASSOC. LTD.

BUILDING SERVICES ENGINEER:
JRP
J. ROGER PRESTON LTD.

LANDSCAPE CONSULTANT:
EARTHASIA LTD.

INTERIOR & BRANDING DESIGNER:
BREAD BREAD STUDIO

ENVIRONMENTAL, BEAM CERTIFICATION, SUSTAINABILITY & ACOUSTIC CONSULTANT:
RAMBOLL RAMBOLL H.K. LTD.

PLANNING CONSULTANT:
KTA PLANNING LTD.

TRAFFIC CONSULTANT:
CKM ASIA LTD.

Name	Signed	Date
Designed	LARRY CHAN	05/09/2023
Drawn	W. MAN	05/09/2023
Checked	LARRY CHAN	05/09/2023
Approved	PM TANG	05/09/2023

Contract No. **SS M518**

Project Title
DESIGN AND CONSTRUCTION OF LIGHT PUBLIC HOUSING AT YAU POK ROAD, YUEN LONG, AT TUEN MUN AREA 3A AND AT CHOI HING ROAD, NGAU TAU KOK

APRIDA SUBMISSION
 CONSENT IS GIVEN WITHOUT CONDITIONS
 CONSENT IS GIVEN WITH CONDITIONS
 CONSENT NOT GRANTED

FOR AND ON BEHALF OF ARCHITECTURAL SERVICES DEPARTMENT

DATE: _____

ARCHITECTURAL DESIGNER'S SIGNATURE FOR SUBMISSION

ZHOU RAYMOND CHUN SUM
FOR AND ON BEHALF OF ANDREW LEE KING FUN & ASSOCIATES ARCHITECTS LTD. Date: _____

ARCHITECTURAL DESIGN CHECKER'S SIGNATURE FOR SUBMISSION

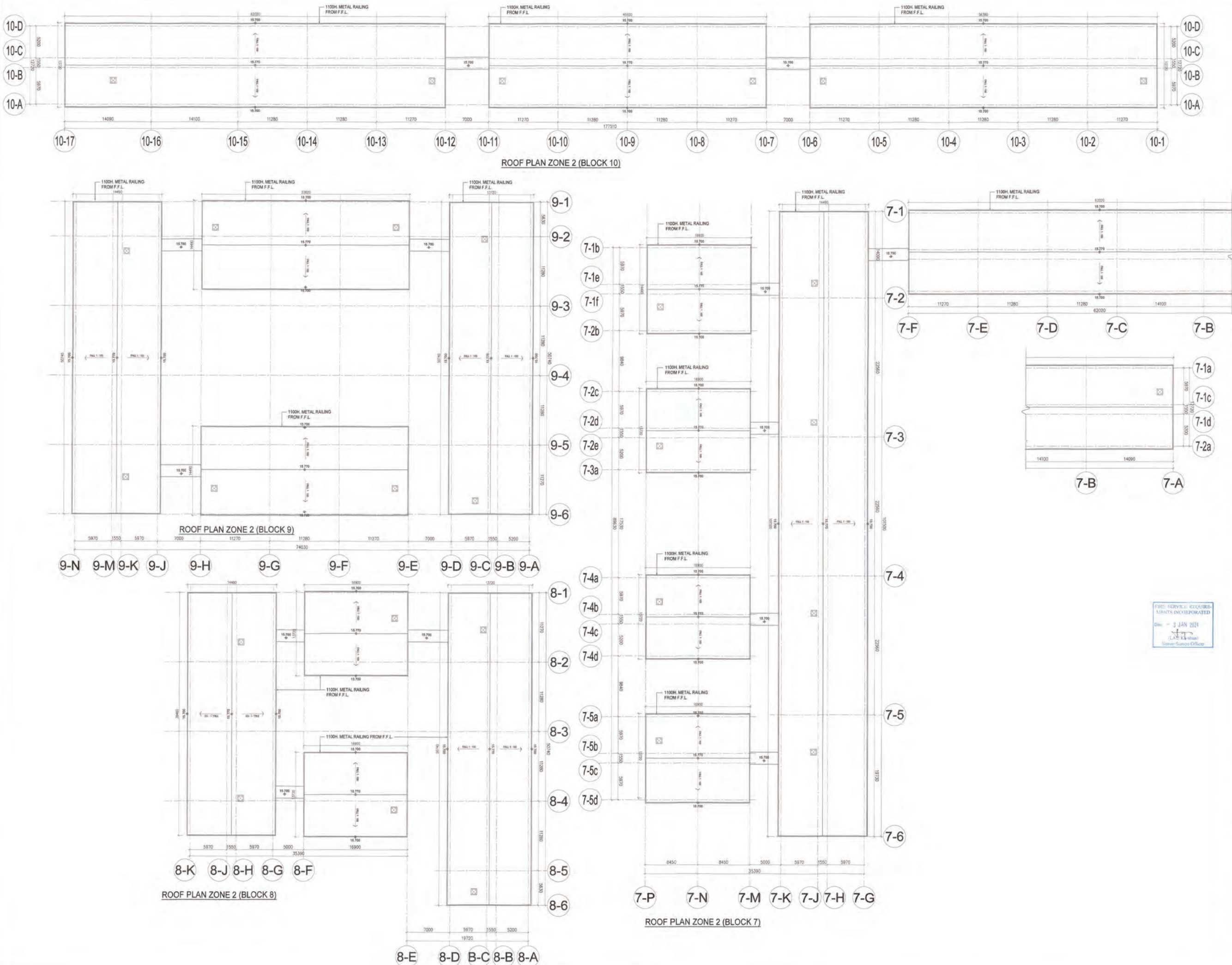
YU KWUN HO, KENNETH
FOR AND ON BEHALF OF K&W ARCHITECTS LTD. Date: _____

Drawing Title
2ND FLOOR PLAN (ZONE 2) (AT YAU POK ROAD, YUEN LONG)

Drawing No.	Scale	Rev.
AB/8800/SC19	1:200/A0	-

Date: 05/09/2023

建築署 Architectural Services Department



Notes:

FOR FIRE SERVICES DEPT

No.	Date	Description	Initial

Revision:

DESIGN AND BUILD CONTRACTOR:

CHEVALIER **中國鐵建**

ARCHITECT: **ALKF+**
ANDREW LEE KING FUN & ASSOCIATES ARCHITECTS LTD.

CIVIL & STRUCTURAL ENGINEER:
Wilson & Associates Ltd
Consulting Engineers, Planners, Managers

WILSON & ASSOC. LTD.

GEOTECHNICAL ENGINEER:
asia infrastructure solutions

ASIA INFRASTRUCTURE SOLUTION LTD.

MIC CONSULTANT:
Wilson & Associates Ltd
Consulting Engineers, Planners, Managers

WILSON & ASSOC. LTD.

BUILDING SERVICES ENGINEER:
JRP
J. ROGER PRESTON LTD.

LANDSCAPE CONSULTANT:
EARTHASIA LTD.

INTERIOR & BRANDING DESIGNER:
BREAD BREAD STUDIO

ENVIRONMENTAL, BEAM CERTIFICATION, SUSTAINABILITY & ACOUSTIC CONSULTANT:
RAMBOLL RAMBOLL H.K. LTD.

PLANNING CONSULTANT:
KTA PLANNING LTD.

TRAFFIC CONSULTANT:
CKM ASIA LTD.

Name	Signed	Date
Designed	LARRY CHAN	05/09/2023
Drawn	W. MAN	05/09/2023
Checked	LARRY CHAN	05/09/2023
Approved	PM TANG	05/09/2023

Contract No. **SS M518**

Project Title
DESIGN AND CONSTRUCTION OF LIGHT PUBLIC HOUSING AT YAU POK ROAD, YUEN LONG, AT TUEN MUN AREA 3A AND AT CHOI HING ROAD, NGAU TAU KOK

APPROVAL SUBMISSION
 CONSENT IS GIVEN WITHOUT CONDITIONS
 CONSENT IS GIVEN WITH CONDITIONS
 CONSENT NOT GRANTED
 FOR AND ON BEHALF OF ARCHITECTURAL SERVICES DEPARTMENT
 DATE: _____

ARCHITECTURAL DESIGNER'S SIGNATURE FOR SUBMISSION:

 ZHOU RAYMOND CHUN SUM
 FOR AND ON BEHALF OF ANDREW LEE KING FUN & ASSOCIATES ARCHITECTS LTD. Date: _____

ARCHITECTURAL DESIGN CHECKER'S SIGNATURE FOR SUBMISSION:

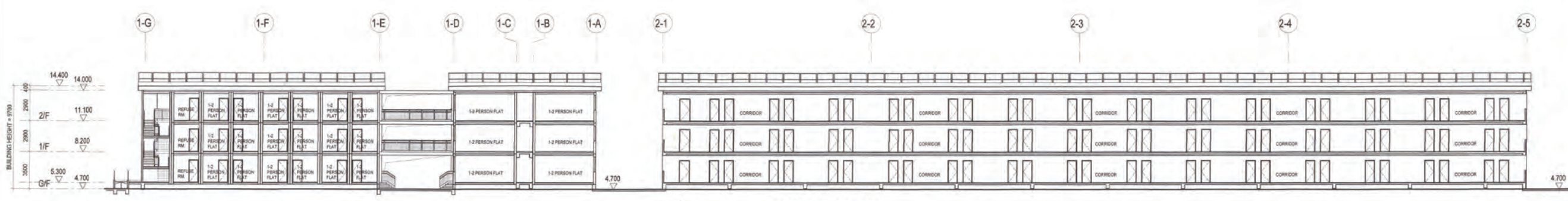
 YU KHUN HO, KENNETH
 FOR AND ON BEHALF OF K&W ARCHITECTS LTD. Date: _____

Drawing Title
ROOF FLOOR PLAN (ZONE 2) (AT YAU POK ROAD, YUEN LONG)

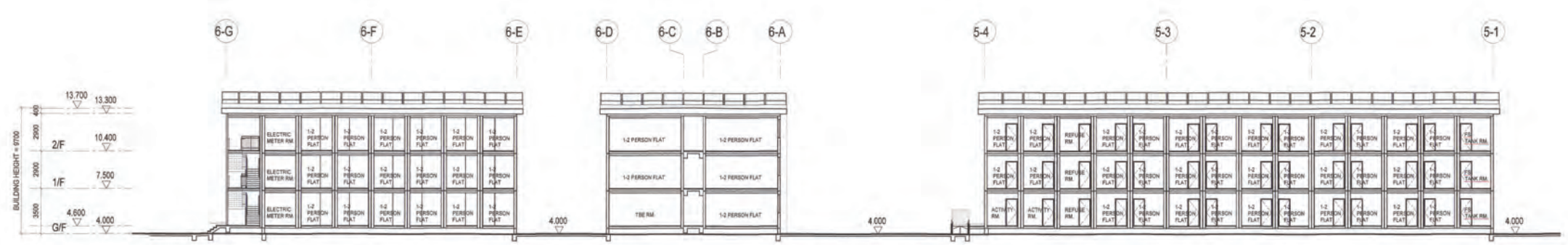
Drawing No.	Scale	Rev.
AB/8800/SC20	1:200@A0	-

Date: 05/09/2023

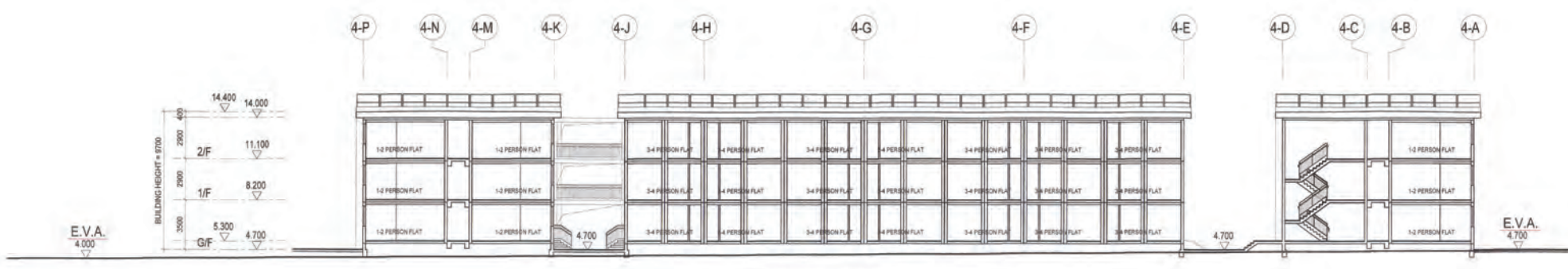
建築署 Architectural Services Department



SECTION A (ZONE 1)



SECTION B (ZONE 1)



SECTION B (ZONE 1)

Notes:

FOR FIRE SERVICES DEPT.

No.	Date	Description	Initial

Revision

DESIGN AND BUILD CONTRACTOR:

CHEVALIER 中國鐵建

ARCHITECT: ALKF+ ANDREW LEE KING FUN & ASSOCIATES ARCHITECTS LTD.

CIVIL & STRUCTURAL ENGINEER: Wilson & Associates Ltd. WILSON & ASSOC. LTD.

GEOTECHNICAL ENGINEER: asia infrastructure solutions ASIA INFRASTRUCTURE SOLUTION LTD.

MIC CONSULTANT: Wilson & Associates Ltd. WILSON & ASSOC. LTD.

BUILDING SERVICES ENGINEER: JRP 德信 J. ROGER PRESTON LTD.

LANDSCAPE CONSULTANT: EARTHASIA LTD.

INTERIOR & BRANDING DESIGNER: BREAD BREAD STUDIO

ENVIRONMENTAL, BEAM CERTIFICATION, SUSTAINABILITY & ACOUSTIC CONSULTANT: RAMBOLL RAMBOLL H.K. LTD.

PLANNING CONSULTANT: KTA PLANNING LTD.

TRAFFIC CONSULTANT: CKM ASIA LTD.

Name	Signed	Date
Designed LARRY CHAN		05/09/2023
Drawn W. MAN		05/09/2023
Checked LARRY CHAN		05/09/2023
Approved PM TANG		05/09/2023

Contract No. SS M518

Project Title: DESIGN AND CONSTRUCTION OF LIGHT PUBLIC HOUSING AT YAU POK ROAD, YUEN LONG, AT TUEN MUN AREA 3A AND AT CHOI HING ROAD, NGAU TAU KOK

AP/ODA SUBMISSION:
 () CONSENT IS GIVEN WITHOUT CONDITIONS
 () CONSENT IS GIVEN WITH CONDITIONS
 () CONSENT NOT GRANTED
 FOR AND ON BEHALF OF ARCHITECTURAL SERVICES DEPARTMENT

DATE: _____

ARCHITECTURAL DESIGNER'S SIGNATURE FOR SUBMISSION: _____

ZHOU RAYMOND CHUN SUM FOR AND ON BEHALF OF ANDREW LEE KING FUN & ASSOCIATES ARCHITECTS LTD. Date: _____

ARCHITECTURAL DESIGN CHECKER'S SIGNATURE FOR SUBMISSION: _____

YU KWUN HO, KENNETH FOR AND ON BEHALF OF KAW ARCHITECTS LTD. Date: _____

Drawing Title: SECTIONS 1 (ZONE 1) (AT YAU POK ROAD, YUEN LONG)

Drawing No.	Scale	Rev.
AB/8800/SC21	1:150@A0	-

Date: 05/09/2023

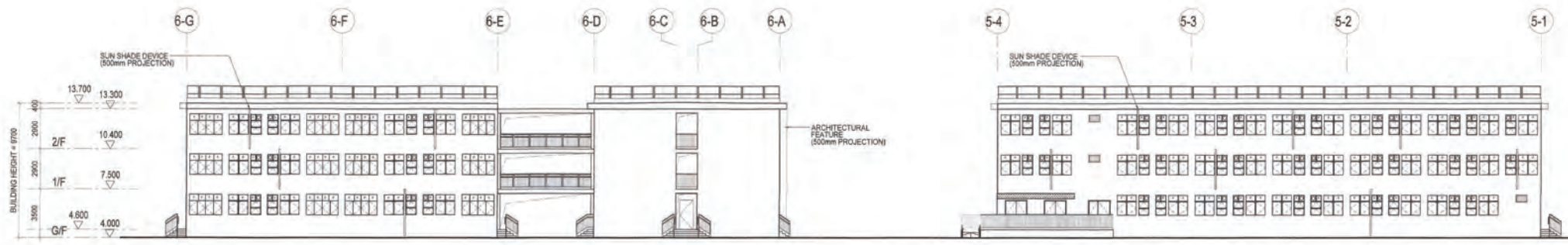
建築署 Architectural Services Department

FIRE SERVICE ROUTING: AMENTS UNSPECIFIED

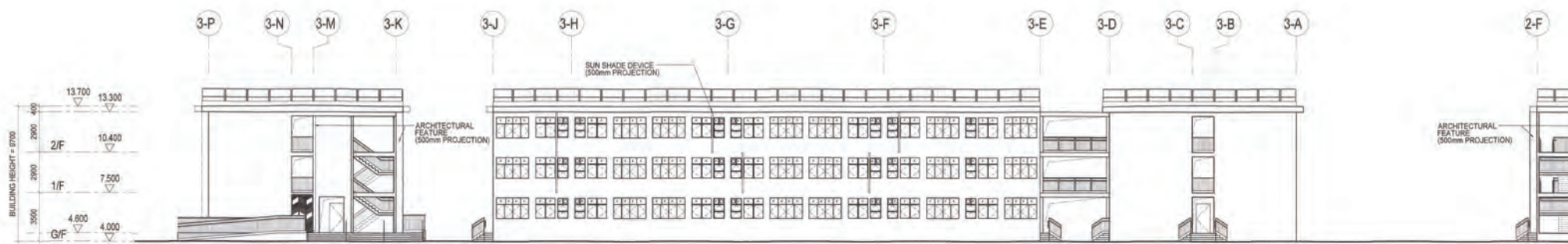
Date: 3 JAN 2021

Y.L.F. (E.A.)

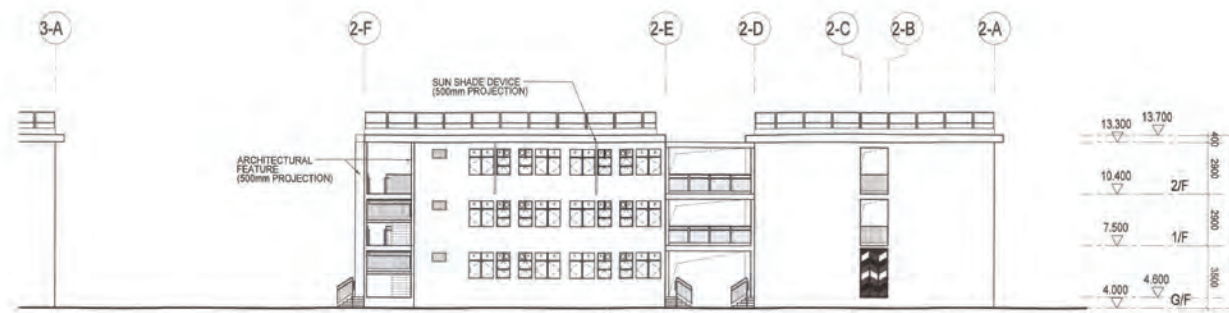
Yuen Tsun-Kit (E.A.)



ELEVATION 1 (ZONE 1)



ELEVATION 1 (ZONE 1)



ELEVATION 1 (ZONE 1)

FIRE SERVICES REQUIREMENTS INCORPORATED
 Date: 3 JAN 2024
 (Signature)
 Estate Services Officer

Notes:
 FOR FIRE SERVICES DEPT.

No.	Date	Description	Initial

Revision

DESIGN AND BUILD CONTRACTOR:
 CHEVALIER 中國鐵建

ARCHITECT:
 ALKF+ ANDREW LEE KING FUN & ASSOCIATES ARCHITECTS LTD.

CIVIL & STRUCTURAL ENGINEER:
 Wilson & Associates Ltd
 WILSON & ASSOC. LTD.

GEOTECHNICAL ENGINEER:
 Asia Infrastructure Solutions
 ASIA INFRASTRUCTURE SOLUTION LTD.

MIC CONSULTANT:
 Wilson & Associates Ltd
 WILSON & ASSOC. LTD.

BUILDING SERVICES ENGINEER:
 JRP 健信 J. ROGER PRESTON LTD.

LANDSCAPE CONSULTANT:
 EARTHASIA LTD.

INTERIOR & BRANDING DESIGNER:
 BREAD BREAD STUDIO

ENVIRONMENTAL, BEAM CERTIFICATION, SUSTAINABILITY & ACOUSTIC CONSULTANT:
 RAMBOLL RAMBOLL H.K. LTD.

PLANNING CONSULTANT:
 KTA PLANNING LTD.

TRAFFIC CONSULTANT:
 CKM ASIA LTD.

Name	Signed	Date
Designed	LARRY CHAN	05/09/2023
Drawn	W MAN	05/09/2023
Checked	LARRY CHAN	05/09/2023
Approved	PM TANG	05/09/2023

Contract No. SS M518

Project Title
 DESIGN AND CONSTRUCTION OF LIGHT PUBLIC HOUSING AT YAU POK ROAD, YUEN LONG, AT TUEN MUN AREA 3A AND AT CHOI HING ROAD, NGAU TAU KOK

AP/ODA SUBMISSION
 CONSENT IS GIVEN WITHOUT CONDITIONS
 CONSENT IS GIVEN WITH CONDITIONS
 CONSENT NOT GRANTED
 FOR AND ON BEHALF OF ARCHITECTURAL SERVICES DEPARTMENT
 DATE: _____

ARCHITECTURAL DESIGNER'S SIGNATURE FOR SUBMISSION:
 (Signature)
 Date: 3 JAN 2024

ZHOU RAYMOND CHUN SUM
 FOR AND ON BEHALF OF ANDREW LEE KING FUN & ASSOCIATES ARCHITECTS LTD. Date: _____

ARCHITECTURAL DESIGN CHECKER'S SIGNATURE FOR SUBMISSION:
 (Signature)
 Date: _____

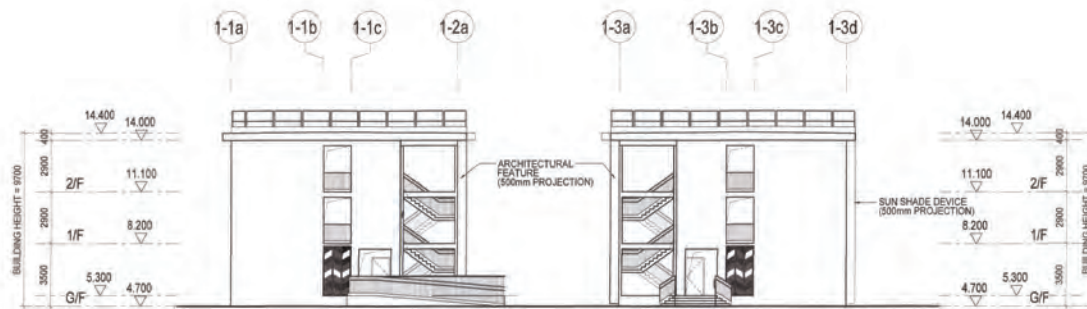
YU KHUN HO, KENNETH
 FOR AND ON BEHALF OF K&W ARCHITECTS LTD. Date: _____

Drawing Title
 ELEVATIONS 1 (ZONE 1) (AT YAU POK ROAD, YUEN LONG)

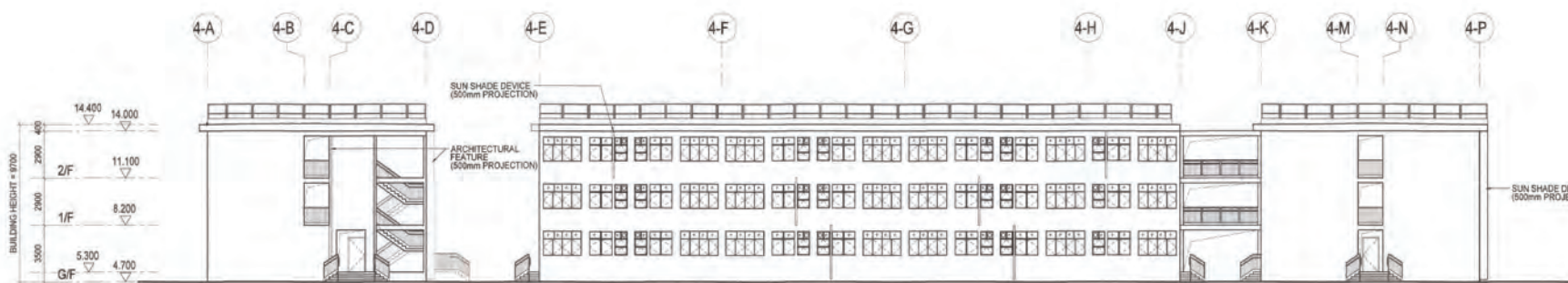
Drawing No.	Scale	Rev.
AB/8800/SC23	1:150@A0	-

Date: 05/09/2023

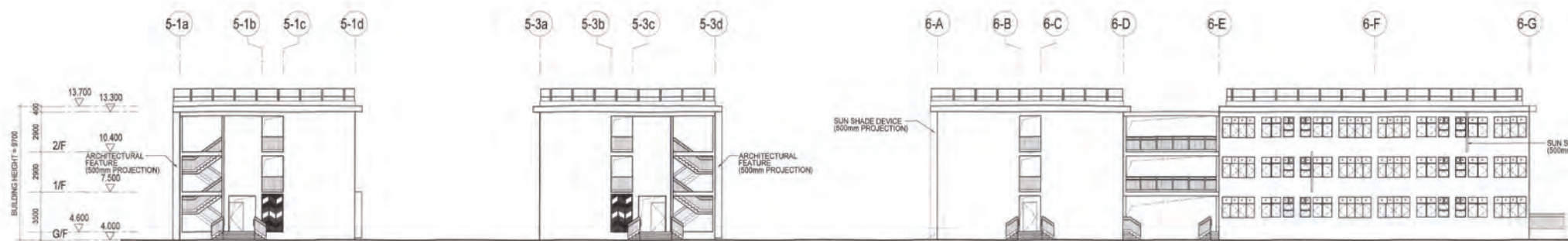
建築署 Architectural Services Department



ELEVATION 2 (ZONE 1)



ELEVATION 2 (ZONE 1)



ELEVATION 2 (ZONE 1)

THE SERVICE REQUIREMENTS INCORPORATED
 Date: 3 JUN 2023
 (Signature)
 Senior Software Officer

Notes:

FOR FIRE SERVICES DEPT.

No.	Date	Description	Initial

Revision:

DESIGN AND BUILD CONTRACTOR:

CHEVALIER 中国铁建

ARCHITECT: **ALKF+**
ANDREW LEE KING FUN & ASSOCIATES ARCHITECTS LTD.

CIVIL & STRUCTURAL ENGINEER:
 Wilson & Associates Ltd
Consulting Engineer, Professional Corporation

WILSON & ASSOC. LTD.

GEOTECHNICAL ENGINEER:
 asia infrastructure solutions

ASIA INFRASTRUCTURE SOLUTION LTD.

MIC CONSULTANT:
 Wilson & Associates Ltd
Consulting Engineer, Professional Corporation

WILSON & ASSOC. LTD.

BUILDING SERVICES ENGINEER:
 JRP 達偉 J. ROGER PRESTON LTD.

LANDSCAPE CONSULTANT:
 EARTHASIA LTD.

INTERIOR & BRANDING DESIGNER:
 BREAD BREAD STUDIO

ENVIRONMENTAL, BEAM CERTIFICATION, SUSTAINABILITY & ACOUSTIC CONSULTANT:
 RAMBOLL RAMBOLL H.K. LTD.

PLANNING CONSULTANT:
 KTA PLANNING LTD.

TRAFFIC CONSULTANT:
 CKM ASIA LTD.

Name	Signed	Date
Designed	LARRY CHAN	05/09/2023
Drawn	W. MAN	05/09/2023
Checked	LARRY CHAN	05/09/2023
Approved	PM TANG	05/09/2023

Contract No. SS M518

Project Title
DESIGN AND CONSTRUCTION OF LIGHT PUBLIC HOUSING AT YAU POK ROAD, YUEN LONG, AT TUEN MUN AREA 3A AND AT CHOI HING ROAD, NGAU TAU KOK

APPROVAL SUBMISSION
 CONSENT IS GIVEN WITHOUT CONDITIONS
 CONSENT IS GIVEN WITH CONDITIONS
 CONSENT NOT GRANTED
 FOR AND ON BEHALF OF ARCHITECTURAL SERVICES DEPARTMENT
 DATE: _____

ARCHITECTURAL DESIGNER'S SIGNATURE FOR SUBMISSION:

 ZHOU RAYMOND CHUN SUM
 FOR AND ON BEHALF OF ANDREW LEE KING FUN & ASSOCIATES ARCHITECTS LTD. Date: _____

ARCHITECTURAL DESIGN CHECKER'S SIGNATURE FOR SUBMISSION:

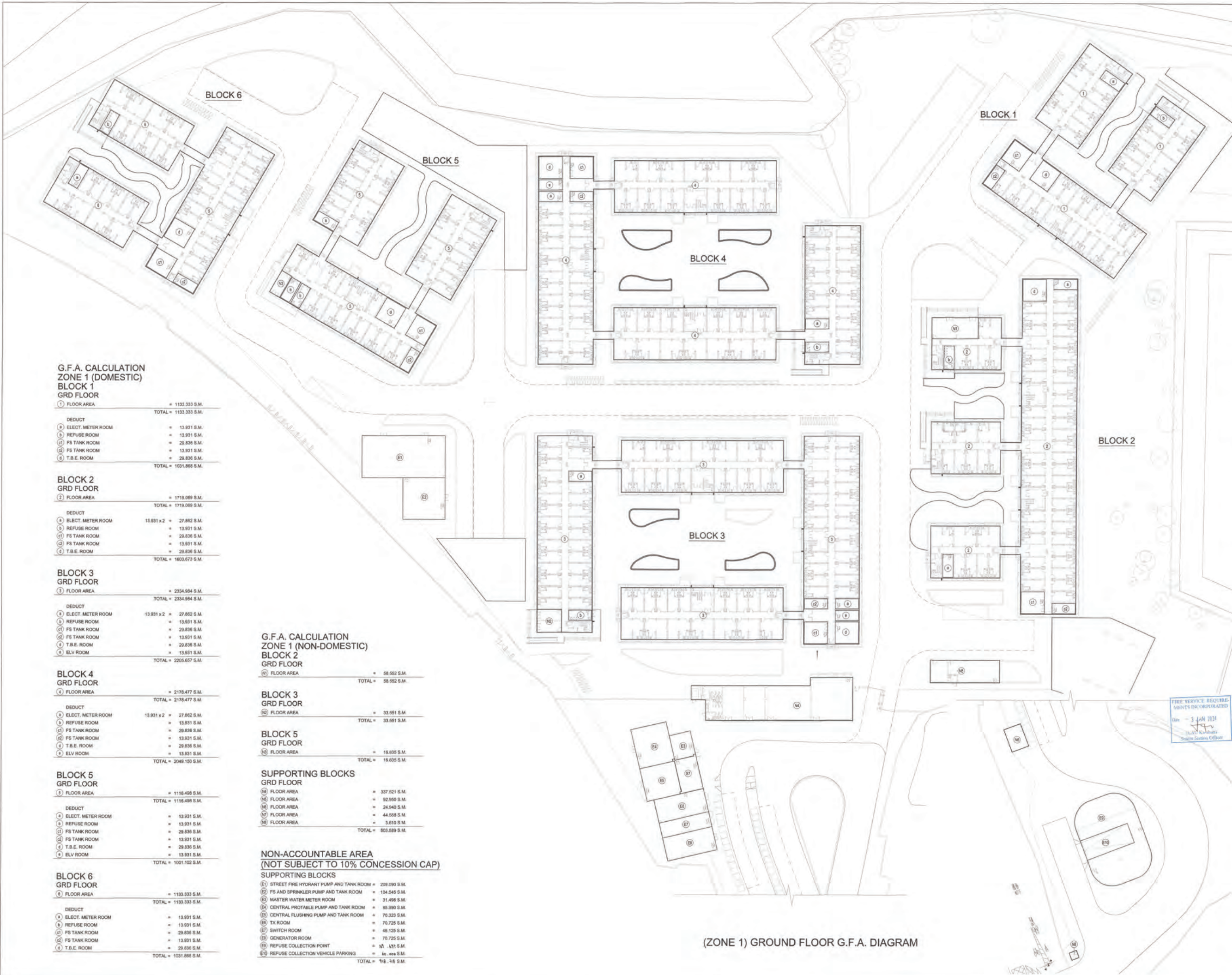
 YU KWUN HO, KENNETH
 FOR AND ON BEHALF OF K&W ARCHITECTS LTD. Date: _____

Drawing Title
ELEVATIONS 2 (ZONE 1) (AT YAU POK ROAD, YUEN LONG)

Drawing No.	Scale	Rev.
AB/8800/SC24	1:150@A0	-

Date: 05/09/2023

建築署 Architectural Services Department



**G.F.A. CALCULATION
ZONE 1 (DOMESTIC)
BLOCK 1
GRD FLOOR**

① FLOOR AREA	=	1133.333 S.M.
TOTAL = 1133.333 S.M.		
DEDUCT		
② ELECT. METER ROOM	=	13.931 S.M.
③ REFUSE ROOM	=	13.931 S.M.
④ FS TANK ROOM	=	29.836 S.M.
⑤ FS TANK ROOM	=	13.931 S.M.
⑥ T.B.E. ROOM	=	29.836 S.M.
TOTAL = 1031.868 S.M.		

**BLOCK 2
GRD FLOOR**

② FLOOR AREA	=	1719.069 S.M.
TOTAL = 1719.069 S.M.		
DEDUCT		
② ELECT. METER ROOM	13.931 x 2 =	27.862 S.M.
③ REFUSE ROOM	=	13.931 S.M.
④ FS TANK ROOM	=	29.836 S.M.
⑤ FS TANK ROOM	=	13.931 S.M.
⑥ T.B.E. ROOM	=	29.836 S.M.
TOTAL = 1803.673 S.M.		

**BLOCK 3
GRD FLOOR**

③ FLOOR AREA	=	2334.984 S.M.
TOTAL = 2334.984 S.M.		
DEDUCT		
② ELECT. METER ROOM	13.931 x 2 =	27.862 S.M.
③ REFUSE ROOM	=	13.931 S.M.
④ FS TANK ROOM	=	29.836 S.M.
⑤ FS TANK ROOM	=	13.931 S.M.
⑥ T.B.E. ROOM	=	29.836 S.M.
⑦ ELV ROOM	=	13.931 S.M.
TOTAL = 2205.657 S.M.		

**BLOCK 4
GRD FLOOR**

④ FLOOR AREA	=	2178.477 S.M.
TOTAL = 2178.477 S.M.		
DEDUCT		
② ELECT. METER ROOM	13.931 x 2 =	27.862 S.M.
③ REFUSE ROOM	=	13.931 S.M.
④ FS TANK ROOM	=	29.836 S.M.
⑤ FS TANK ROOM	=	13.931 S.M.
⑥ T.B.E. ROOM	=	29.836 S.M.
⑦ ELV ROOM	=	13.931 S.M.
TOTAL = 2049.150 S.M.		

**BLOCK 5
GRD FLOOR**

⑤ FLOOR AREA	=	1116.498 S.M.
TOTAL = 1116.498 S.M.		
DEDUCT		
② ELECT. METER ROOM	=	13.931 S.M.
③ REFUSE ROOM	=	13.931 S.M.
④ FS TANK ROOM	=	29.836 S.M.
⑤ FS TANK ROOM	=	13.931 S.M.
⑥ T.B.E. ROOM	=	29.836 S.M.
⑦ ELV ROOM	=	13.931 S.M.
TOTAL = 1001.102 S.M.		

**BLOCK 6
GRD FLOOR**

⑥ FLOOR AREA	=	1133.333 S.M.
TOTAL = 1133.333 S.M.		
DEDUCT		
② ELECT. METER ROOM	=	13.931 S.M.
③ REFUSE ROOM	=	13.931 S.M.
④ FS TANK ROOM	=	29.836 S.M.
⑤ FS TANK ROOM	=	13.931 S.M.
⑥ T.B.E. ROOM	=	29.836 S.M.
⑦ ELV ROOM	=	13.931 S.M.
TOTAL = 1031.868 S.M.		

**G.F.A. CALCULATION
ZONE 1 (NON-DOMESTIC)
BLOCK 2
GRD FLOOR**

⑩ FLOOR AREA	=	58.552 S.M.
TOTAL = 58.552 S.M.		

**BLOCK 3
GRD FLOOR**

⑪ FLOOR AREA	=	33.551 S.M.
TOTAL = 33.551 S.M.		

**BLOCK 5
GRD FLOOR**

⑬ FLOOR AREA	=	16.835 S.M.
TOTAL = 16.835 S.M.		

**SUPPORTING BLOCKS
GRD FLOOR**

⑭ FLOOR AREA	=	337.521 S.M.
⑮ FLOOR AREA	=	92.350 S.M.
⑯ FLOOR AREA	=	24.940 S.M.
⑰ FLOOR AREA	=	44.868 S.M.
⑱ FLOOR AREA	=	3.610 S.M.
TOTAL = 803.089 S.M.		

**NON-ACCOUNTABLE AREA
(NOT SUBJECT TO 10% CONCESSION CAP)**

SUPPORTING BLOCKS

① STREET FIRE HYDRANT PUMP AND TANK ROOM	=	209.090 S.M.
② FS AND SPRINKLER PUMP AND TANK ROOM	=	104.545 S.M.
③ MASTER WATER METER ROOM	=	31.488 S.M.
④ CENTRAL PORTABLE PUMP AND TANK ROOM	=	85.990 S.M.
⑤ CENTRAL FLUSHING PUMP AND TANK ROOM	=	70.323 S.M.
⑥ TX ROOM	=	70.725 S.M.
⑦ SWITCH ROOM	=	46.125 S.M.
⑧ GENERATOR ROOM	=	70.725 S.M.
⑨ REFUSE COLLECTION POINT	=	10.141 S.M.
⑩ REFUSE COLLECTION VEHICLE PARKING	=	60.000 S.M.
TOTAL = 718.145 S.M.		

(ZONE 1) GROUND FLOOR G.F.A. DIAGRAM

Notes:

FOR FIRE SERVICES DEPT.

No.	Date	Description	Initial

Revision

DESIGN AND BUILD CONTRACTOR:

CHEVALIER **中国铁建**

ARCHITECT:

ALKF+
ANDREW LEE KING FUN & ASSOCIATES ARCHITECTS LTD.

CIVIL & STRUCTURAL ENGINEER:

Wilson & Associates Ltd.
Wilson & Assoc. Ltd.

GEOTECHNICAL ENGINEER:

Asia Infrastructure Solutions Ltd.
Asia Infrastructure Solution Ltd.

MIC CONSULTANT:

Wilson & Associates Ltd.
Wilson & Assoc. Ltd.

BUILDING SERVICES ENGINEER:

JRP **J. ROGER PRESTON LTD.**

LANDSCAPE CONSULTANT:

EARTHASIA LTD.

INTERIOR & BRANDING DESIGNER:

BREAD **BREAD STUDIO**

ENVIRONMENTAL, BEAM CERTIFICATION, SUSTAINABILITY & ACOUSTIC CONSULTANT:

RAMBOLL **RAMBOLL H.K. LTD.**

PLANNING CONSULTANT:

KTA PLANNING LTD.

TRAFFIC CONSULTANT:

CKM ASIA LTD.

Name	Signed	Date
Designed	LARRY CHAN	05/09/2023
Drawn	W. MAN	05/09/2023
Checked	LARRY CHAN	05/09/2023
Approved	PM YANG	05/08/2023

Contract No. **SS M518**

Project Title

DESIGN AND CONSTRUCTION OF LIGHT PUBLIC HOUSING AT YAU POK ROAD, YUEN LONG, AT TUEN MUN AREA 3A AND AT CHOI HING ROAD, NGAU TAU KOK

AP/ODA SUBMISSION
(CONSENT IS GIVEN WITHOUT CONDITIONS)
(CONSENT IS GIVEN WITH CONDITIONS)
(CONSENT NOT GRANTED)

FOR AND ON BEHALF OF ARCHITECTURAL SERVICES DEPARTMENT

DATE:

ARCHITECTURAL DESIGNERS SIGNATURE FOR SUBMISSION:

ZHOU RAYMOND CHUN SUM
FOR AND ON BEHALF OF ANDREW LEE KING FUN & ASSOCIATES ARCHITECTS LTD. Date:

ARCHITECTURAL DESIGN CHECKER'S SIGNATURE FOR SUBMISSION:

YU KWUN HO, KENNETH
FOR AND ON BEHALF OF K&W ARCHITECTS LTD. Date:

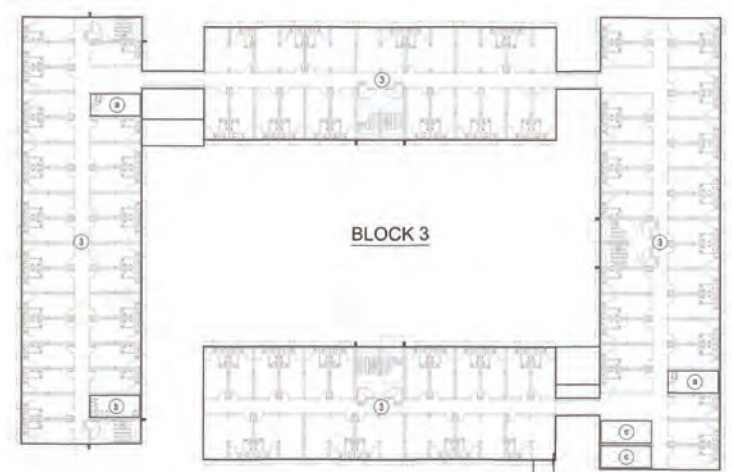
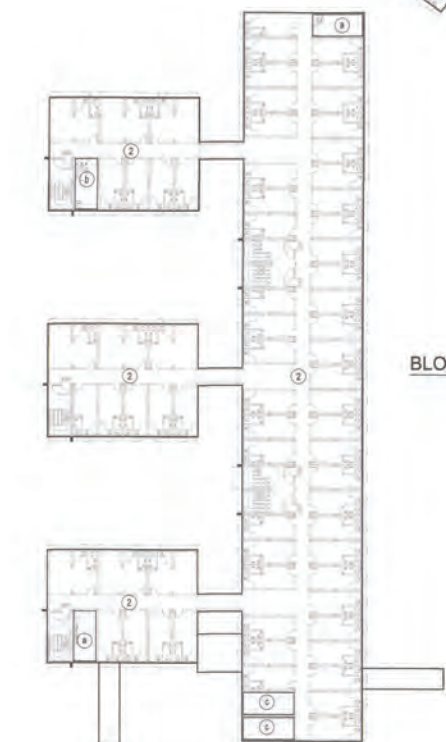
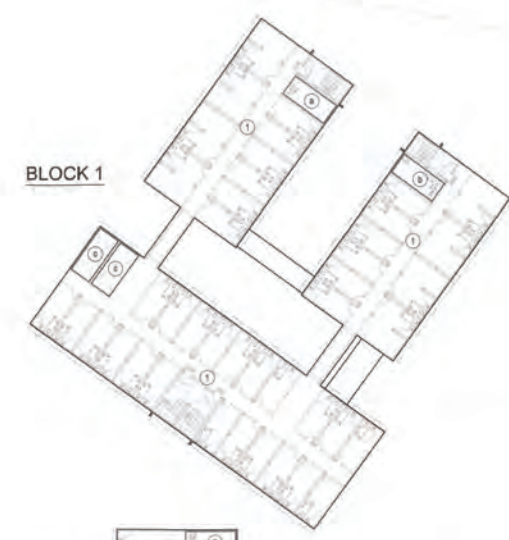
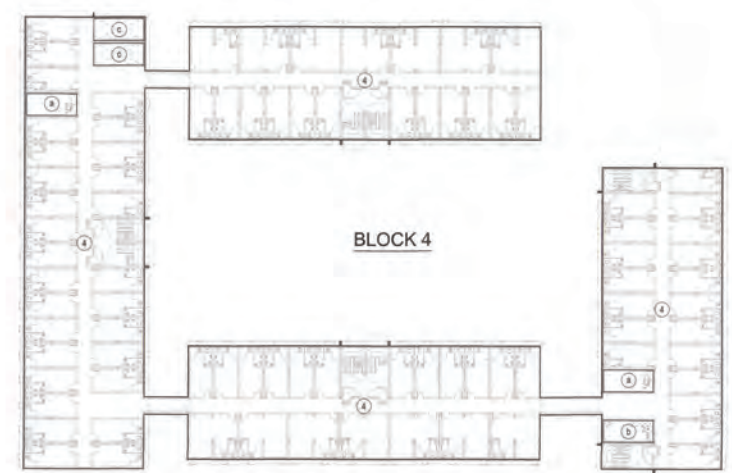
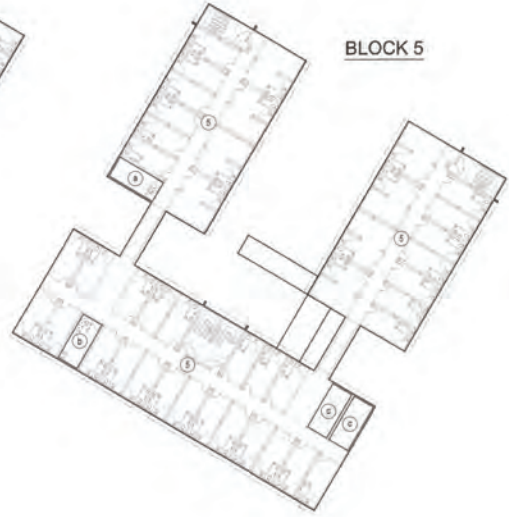
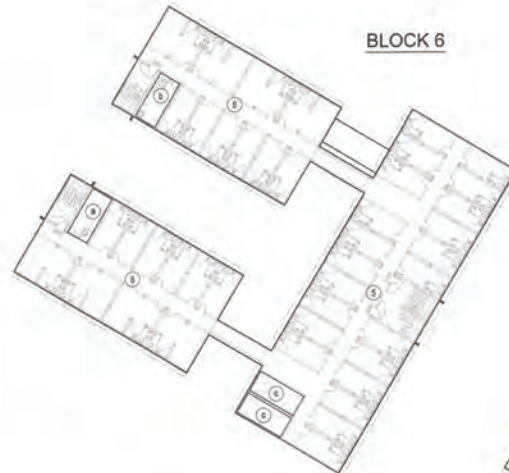
Drawing Title

**G.F.A. CALCULATION (1)
(AT YAU POK ROAD, YUEN LONG)**

Drawing No.	Scale	Rev.
AB/8800/SC26	1:300@A0	-

Date: 05/08/2023

建築署
Architectural Services Department



(ZONE 1) 1ST FLOOR G.F.A. DIAGRAM

G.F.A. CALCULATION
ZONE 1
BLOCK 1
1ST FLOOR

① FLOOR AREA	= 1133.483 S.M.
TOTAL	= 1133.483 S.M.
DEDUCT	
④ ELECT. METER ROOM	= 13.931 S.M.
⑤ REFUSE ROOM	= 13.931 S.M.
⑥ FS TANK ROOM (VOID)	14.015 x 2 = 28.030 S.M.
TOTAL	= 1077.591 S.M.

BLOCK 2
1ST FLOOR

② FLOOR AREA	= 1777.846 S.M.
TOTAL	= 1777.846 S.M.
DEDUCT	
④ ELECT. METER ROOM	13.931 x 2 = 27.862 S.M.
⑤ REFUSE ROOM	= 13.931 S.M.
⑥ FS TANK ROOM (VOID)	14.015 x 2 = 28.030 S.M.
TOTAL	= 1708.023 S.M.

BLOCK 3
1ST FLOOR

③ FLOOR AREA	= 2368.686 S.M.
TOTAL	= 2368.686 S.M.
DEDUCT	
④ ELECT. METER ROOM	13.931 x 2 = 27.862 S.M.
⑤ REFUSE ROOM	= 13.931 S.M.
⑥ FS TANK ROOM (VOID)	14.015 x 2 = 28.030 S.M.
TOTAL	= 2298.863 S.M.

BLOCK 4
1ST FLOOR

④ FLOOR AREA	= 2178.477 S.M.
TOTAL	= 2178.477 S.M.
DEDUCT	
④ ELECT. METER ROOM	13.931 x 2 = 27.862 S.M.
⑤ REFUSE ROOM	= 13.931 S.M.
⑥ FS TANK ROOM (VOID)	14.015 x 2 = 28.030 S.M.
TOTAL	= 2108.654 S.M.

BLOCK 5
1ST FLOOR

⑤ FLOOR AREA	= 1133.483 S.M.
TOTAL	= 1133.483 S.M.
DEDUCT	
④ ELECT. METER ROOM	= 13.931 S.M.
⑤ REFUSE ROOM	= 13.931 S.M.
⑥ FS TANK ROOM (VOID)	14.015 x 2 = 28.030 S.M.
TOTAL	= 1077.591 S.M.

BLOCK 6
1ST FLOOR

⑥ FLOOR AREA	= 1133.483 S.M.
TOTAL	= 1133.483 S.M.
DEDUCT	
④ ELECT. METER ROOM	= 13.931 S.M.
⑤ REFUSE ROOM	= 13.931 S.M.
⑥ FS TANK ROOM (VOID)	14.015 x 2 = 28.030 S.M.
TOTAL	= 1077.591 S.M.

I.F.A. DIAGRAM

TYPE A		TYPE B	
1-2 P. UNIT		3-4 P. UNIT	
① TYPE A 1-2 P. UNIT	= 13.6 S.M.	① TYPE B 3-4 P. UNIT	= 25.3 S.M.
② TYPE B 3-4 P. UNIT	= 25.3 S.M.		

S.F.A. DIAGRAM

TYPE A		TYPE B	
1-2 P. UNIT		3-4 P. UNIT	
① TYPE A 1-2 P. UNIT	= 16.7 S.M.	① TYPE B 3-4 P. UNIT	= 29.2 S.M.
② TYPE B 3-4 P. UNIT	= 29.2 S.M.		

CIRCULATION AREA CALCULATION
ZONE 1

	BLOCK 1	BLOCK 2	BLOCK 3	BLOCK 4	BLOCK 5	BLOCK 6
DOMESTIC G.F.A. OF GRID FLOOR	1031.868	1603.673	2205.697	2049.130	1001.102	1031.868
DEDUCT						
UNIT AREA OF TYPE A 1-2 P UNIT	16.7 x 31 NOS. = 517.700	16.7 x 55 NOS. = 928.650	16.7 x 78 NOS. = 1299.200	16.7 x 68 NOS. = 1135.600	16.7 x 29 NOS. = 484.300	16.7 x 31 NOS. = 517.700
UNIT AREA OF TYPE B 3-4 P UNIT	29.2 x 8 NOS. = 233.600	29.2 x 7 NOS. = 204.400	29.2 x 14 NOS. = 408.800	29.2 x 14 NOS. = 408.800	29.2 x 8 NOS. = 233.600	29.2 x 8 NOS. = 233.600
TOTAL	280.568	430.673	527.697	504.750	283.200	280.568
DOMESTIC G.F.A. OF 1ST FLOOR	1077.591	1708.023	2298.863	2108.654	1077.591	1077.591
DEDUCT						
UNIT AREA OF TYPE A 1-2 P UNIT	16.7 x 34 NOS. = 567.800	16.7 x 61 NOS. = 1018.700	16.7 x 82 NOS. = 1369.400	16.7 x 72 NOS. = 1202.400	16.7 x 34 NOS. = 567.800	16.7 x 34 NOS. = 567.800
UNIT AREA OF TYPE B 3-4 P UNIT	29.2 x 8 NOS. = 233.600	29.2 x 8 NOS. = 252.800	29.2 x 14 NOS. = 408.800	29.2 x 14 NOS. = 408.800	29.2 x 8 NOS. = 233.600	29.2 x 8 NOS. = 233.600
TOTAL	276.191	426.523	520.663	497.454	276.191	276.191
DOMESTIC G.F.A. OF 2ND FLOOR	1105.621	1736.053	2326.890	2136.684	1105.621	1105.621
DEDUCT						
UNIT AREA OF TYPE A 1-2 P UNIT	16.7 x 36 NOS. = 601.200	16.7 x 63 NOS. = 1052.100	16.7 x 84 NOS. = 1402.800	16.7 x 74 NOS. = 1235.800	16.7 x 36 NOS. = 601.200	16.7 x 36 NOS. = 601.200
UNIT AREA OF TYPE B 3-4 P UNIT	29.2 x 8 NOS. = 233.600	29.2 x 8 NOS. = 262.800	29.2 x 14 NOS. = 408.800	29.2 x 14 NOS. = 408.800	29.2 x 8 NOS. = 233.600	29.2 x 8 NOS. = 233.600
TOTAL	270.821	421.153	515.293	492.094	270.821	270.821



Notes:
FOR FIRE SERVICES DEPT.

No.	Date	Description	Initial

Revision

DESIGN AND BUILD CONTRACTOR:

ARCHITECT:
 ANDREW LEE KING FUN & ASSOCIATES ARCHITECTS LTD.

CIVIL & STRUCTURAL ENGINEER:
 WILSON & ASSOC. LTD.

GEOTECHNICAL ENGINEER:
 ASIA INFRASTRUCTURE SOLUTION LTD.

MIC CONSULTANT:
 WILSON & ASSOC. LTD.

BUILDING SERVICES ENGINEER:
 J. ROGER PRESTON LTD.

LANDSCAPE CONSULTANT:
 EARTHASIA LTD.

INTERIOR & BRANDING DESIGNER:
 BREAD STUDIO

ENVIRONMENTAL, BEAM CERTIFICATION, SUSTAINABILITY & ACOUSTIC CONSULTANT:
 RAMBOLL H.K. LTD.

PLANNING CONSULTANT:
 KTA PLANNING LTD.

TRAFFIC CONSULTANT:
 CKM ASIA LTD.

Name	Signed	Date
Designed	LARRY CHAN	05/09/2023
Drawn	W. MAH	05/09/2023
Checked	LARRY CHAN	08/09/2023
Approved	PM TANG	05/09/2023

Contract No. **SS M518**

Project Title
DESIGN AND CONSTRUCTION OF LIGHT PUBLIC HOUSING AT YAU POK ROAD, YUEN LONG, AT TUEN MUN AREA 3A AND AT CHOI HING ROAD, NGAU TAU KOK

AP/IDA SUBMISSION
 CONSENT IS GIVEN WITHOUT CONDITIONS
 CONSENT IS GIVEN WITH CONDITIONS
 CONSENT NOT GRANTED
 FOR AND ON BEHALF OF ARCHITECTURAL SERVICES DEPARTMENT

DATE: _____

ARCHITECTURAL DESIGNER'S SIGNATURE FOR SUBMISSION
 ZHOU RAYMOND CHUN SUM
 FOR AND ON BEHALF OF ANDREW LEE KING FUN & ASSOCIATES ARCHITECTS LTD. Date: _____

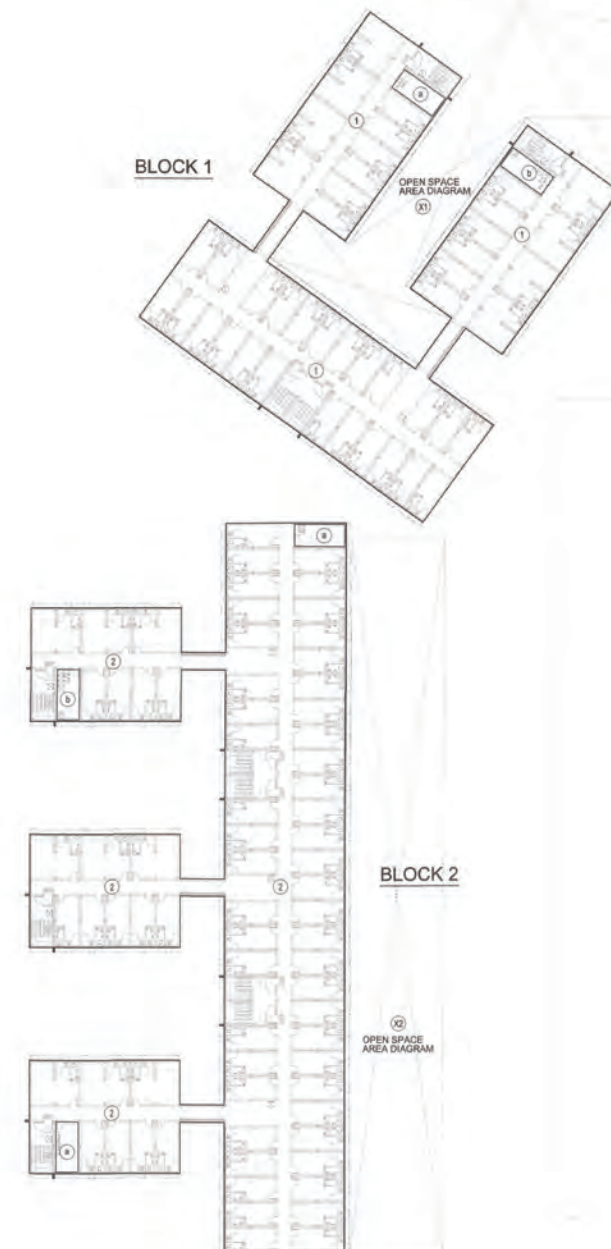
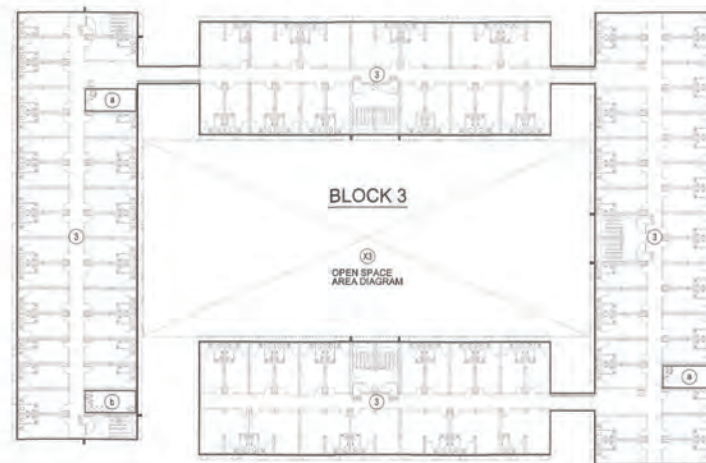
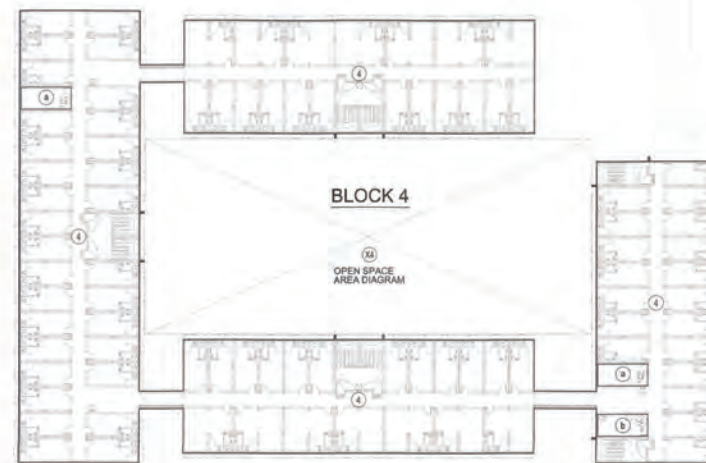
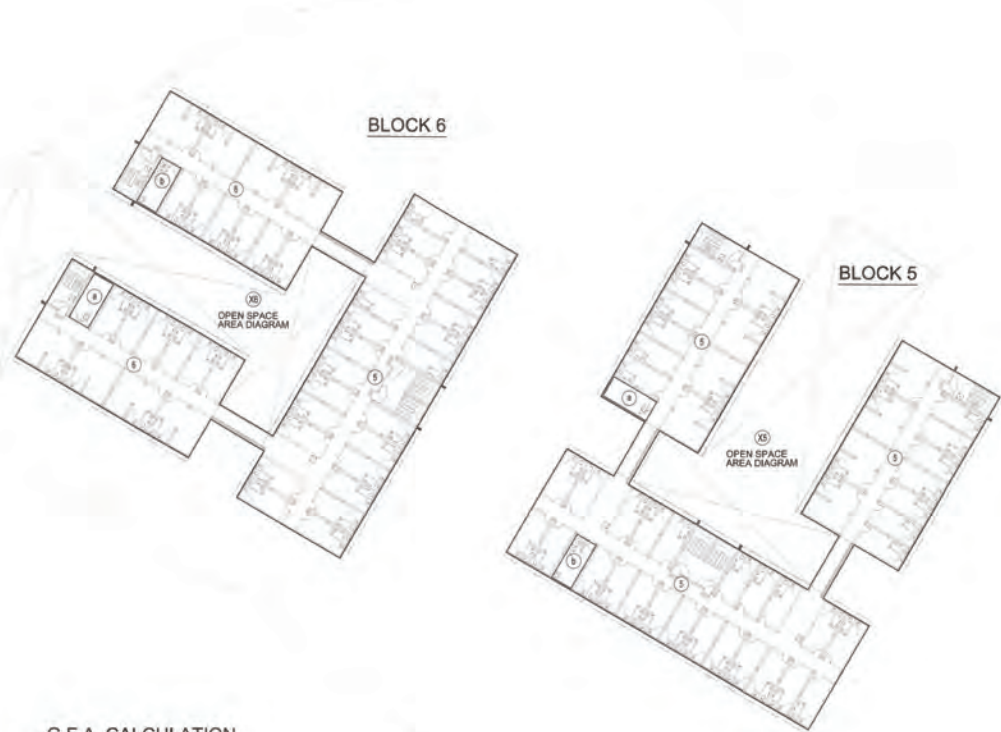
ARCHITECTURAL DESIGN CHECKER'S SIGNATURE FOR SUBMISSION
 YU KHUO HO, KENNETH
 FOR AND ON BEHALF OF K&W ARCHITECTS LTD. Date: _____

Drawing Title
**G.F.A. CALCULATION (2)
 (AT YAU POK ROAD, YUEN LONG)**

Drawing No.	Scale	Rev.
AB/8800/SC27	1:300@A0	-

Date: 05/09/2023

建築署
 Architectural Services Department



G.F.A. CALCULATION

ZONE 1
BLOCK 1
2ND FLOOR

① FLOOR AREA	= 1133.483 S.M.
TOTAL	= 1133.483 S.M.
DEDUCT	
④ ELECT. METER ROOM	= 13.931 S.M.
⑤ REFUSE ROOM	= 13.931 S.M.
TOTAL	= 1105.621 S.M.

BLOCK 2
2ND FLOOR

② FLOOR AREA	= 1777.846 S.M.
TOTAL	= 1777.846 S.M.
DEDUCT	
④ ELECT. METER ROOM	13.931 x 2 = 27.862 S.M.
⑤ REFUSE ROOM	= 13.931 S.M.
TOTAL	= 1736.053 S.M.

BLOCK 3
2ND FLOOR

③ FLOOR AREA	= 2268.686 S.M.
TOTAL	= 2268.686 S.M.
DEDUCT	
④ ELECT. METER ROOM	13.931 x 2 = 27.862 S.M.
⑤ REFUSE ROOM	= 13.931 S.M.
TOTAL	= 2226.893 S.M.

BLOCK 4
2ND FLOOR

④ FLOOR AREA	= 2178.477 S.M.
TOTAL	= 2178.477 S.M.
DEDUCT	
④ ELECT. METER ROOM	13.931 x 2 = 27.862 S.M.
⑤ REFUSE ROOM	= 13.931 S.M.
TOTAL	= 2136.684 S.M.

BLOCK 5
2ND FLOOR

⑤ FLOOR AREA	= 1133.483 S.M.
TOTAL	= 1133.483 S.M.
DEDUCT	
④ ELECT. METER ROOM	= 13.931 S.M.
⑤ REFUSE ROOM	= 13.931 S.M.
TOTAL	= 1105.621 S.M.

BLOCK 6
2ND FLOOR

⑥ FLOOR AREA	= 1133.483 S.M.
TOTAL	= 1133.483 S.M.
DEDUCT	
④ ELECT. METER ROOM	= 13.931 S.M.
⑤ REFUSE ROOM	= 13.931 S.M.
TOTAL	= 1105.621 S.M.

TOTAL G.F.A. OF ZONE 1 (DOMESTIC)

	BLOCK 1	BLOCK 2	BLOCK 3	BLOCK 4	BLOCK 5	BLOCK 6	SUPPORTING BLOCKS
GRD FLOOR	1031.868	+ 1603.673	+ 2205.667	+ 2049.150	+ 1001.102	+ 1031.868	0 = 8923.318 S.M.
1ST FLOOR	1077.591	+ 1708.023	+ 2209.893	+ 2108.854	+ 1077.591	+ 1077.591	= 9348.313 S.M.
2ND FLOOR	1105.621	+ 1736.053	+ 2226.893	+ 2136.684	+ 1105.621	+ 1105.621	= 9518.503 S.M.
TOTAL	3215.080	+ 5047.749	+ 6642.453	+ 6294.688	+ 3184.314	+ 3215.080	+ 0.000 = 27788.124 S.M.
DEDUCT							
Micro EXEMPTED G.F.A.	280.630	+ 439.083	+ 595.577	+ 548.772	+ 278.958	+ 280.630	0 = 2423.650 S.M.
TOTAL	2934.450	+ 4608.666	+ 6246.876	+ 5745.916	+ 2905.356	+ 2934.450	+ 0.000 = 25364.474 S.M.

TOTAL G.F.A. OF ZONE 1 (NON-DOMESTIC)

	BLOCK 1	BLOCK 2	BLOCK 3	BLOCK 4	BLOCK 5	BLOCK 6	SUPPORTING BLOCKS
GRD FLOOR	0	+ 58.552	+ 33.551	+ 0	+ 16.835	+ 0	503.589 = 612.527 S.M.
1ST FLOOR	0	+ 0	+ 0	+ 0	+ 0	+ 0	= 0.000 S.M.
2ND FLOOR	0	+ 0	+ 0	+ 0	+ 0	+ 0	= 0.000 S.M.
TOTAL	0	+ 58.552	+ 33.551	+ 0	+ 16.835	+ 0	503.589 = 612.527 S.M.
DEDUCT							
Micro EXEMPTED G.F.A.	0	+ 5.824	+ 3.343	+ 0	+ 1.872	+ 0	0 = 10.839 S.M.
TOTAL	0	+ 52.728	+ 30.208	+ 0	+ 15.163	+ 0	503.589 = 601.688 S.M.

ZONE1 DOMESTIC SITE COVERAGE AREA CALCULATION

	BLOCK 1	BLOCK 2	BLOCK 3	BLOCK 4	BLOCK 5	BLOCK 6	SUPPORTING BLOCKS
SITE COVERAGE AREA (2ND FL.)	① 1133.483	+ ② 1777.846	+ ③ 2268.686	+ ④ 2178.477	+ ⑤ 1133.483	+ ⑥ 1133.483	0 = 9725.458 S.M.
DEDUCT							
Micro EXEMPTED COVERED AREA	93.548	+ 148.310	+ 199.645	+ 182.929	+ 93.548	+ 93.548	0 = 811.528 S.M.
TOTAL	1039.935	+ 1629.536	+ 2169.041	+ 1995.548	+ 1039.935	+ 1039.935	0 = 8913.930 S.M.

ZONE1 NON-DOMESTIC SITE COVERAGE AREA CALCULATION

	BLOCK 1	BLOCK 2	BLOCK 3	BLOCK 4	BLOCK 5	BLOCK 6	SUPPORTING BLOCKS
SITE COVERAGE AREA (GRD FL.)	① 0	+ ② 58.552	+ ③ 33.551	+ ④ 0	+ ⑤ 16.835	+ ⑥ 0	503.589 = 612.527 S.M.
DEDUCT							
Micro EXEMPTED COVERED AREA	0	+ 5.824	+ 3.343	+ 0	+ 1.872	+ 0	0 = 10.839 S.M.
TOTAL	0.000	+ 52.728	+ 30.208	+ 0.000	+ 15.163	+ 0.000	503.589 = 601.688 S.M.

ZONE1 OPEN SPACE AREA CALCULATION

CLASS OF SITE	BLOCK 1	BLOCK 2	BLOCK 3	BLOCK 4	BLOCK 5	BLOCK 6
OPEN SPACE REQ.	1009.930 x 1/2 = 519.968	1629.536 x 1/2 = 814.768	2169.041 x 1/2 = 1084.521	1995.548 x 1/2 = 997.774	1039.935 x 1/2 = 519.968	1039.935 x 1/2 = 519.968
OPEN SPACE PRO.	① 523.094	② 840.000	③ 1104.212	④ 1104.212	⑤ 524.582	⑥ 525.282

(ZONE 1) 2ND FLOOR G.F.A. DIAGRAM
(ZONE 1) DOMESTIC SITE COVERAGE AREA DIAGRAM



Notes:

FOR FIRE SERVICES DEPT.

No.	Date	Description	Initial

Revision

DESIGN AND BUILD CONTRACTOR:

CHEVALIER **中国铁建**

ARCHITECT: **ALKF+**
ANDREW LEE KING FUN & ASSOCIATES ARCHITECTS LTD.

CIVIL & STRUCTURAL ENGINEER:
Wilson & Associates Ltd.
WILSON & ASSOC. LTD.

GEOTECHNICAL ENGINEER: **asia infrastructure solutions**

ASIA INFRASTRUCTURE SOLUTION LTD.

MIC CONSULTANT:
Wilson & Associates Ltd.
WILSON & ASSOC. LTD.

BUILDING SERVICES ENGINEER:
JRP **J. ROGER PRESTON LTD.**

LANDSCAPE CONSULTANT:
EARTHASIA LTD.

INTERIOR & BRANDING DESIGNER:
BREAD **BREAD STUDIO**

ENVIRONMENTAL, BEAM CERTIFICATION, SUSTAINABILITY & ACOUSTIC CONSULTANT:
RAMBOLL **RAMBOLL H.K. LTD.**

PLANNING CONSULTANT:
KTA PLANNING LTD.

TRAFFIC CONSULTANT:
CKM ASIA LTD.

Name	Signed	Date
Designed	LARRY CHAN	05/09/2023
Drawn	W MAN	05/09/2023
Checked	LARRY CHAN	05/09/2023
Approved	PW TANG	05/09/2023

Contract No. **SS M518**

Project Title
DESIGN AND CONSTRUCTION OF LIGHT PUBLIC HOUSING AT YAU POK ROAD, YUEN LONG, AT TUEN MUN AREA 3A AND AT CHOI HING ROAD, NGAU TAU KOK

AIP/ODA SUBMISSION
 CONSENT IS GIVEN WITHOUT CONDITIONS
 CONSENT IS GIVEN WITH CONDITIONS
 CONSENT NOT GRANTED
 FOR AND ON BEHALF OF ARCHITECTURAL SERVICES DEPARTMENT

DATE: _____

ARCHITECTURAL DESIGNER'S SIGNATURE FOR SUBMISSION:

 05 JAN 2024
 Senior Station Officer

ZHOU RAYMOND CHUN SUM
 FOR AND ON BEHALF OF ANDREW LEE KING FUN & ASSOCIATES ARCHITECTS LTD. Date: _____

ARCHITECTURAL DESIGN CHECKER'S SIGNATURE FOR SUBMISSION:

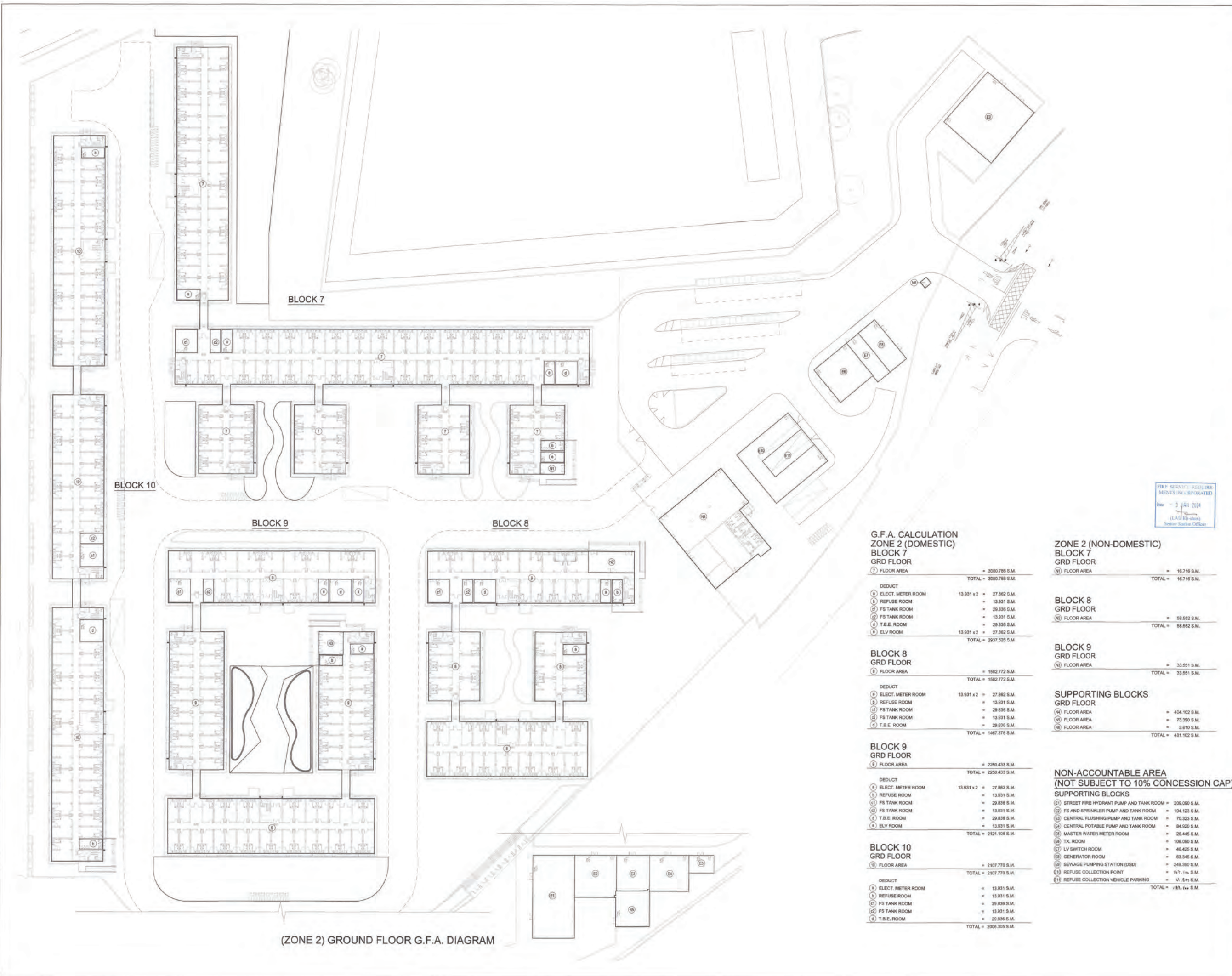
YU KHUN HO, KENNETH
 FOR AND ON BEHALF OF K&W ARCHITECTS LTD. Date: _____

Drawing Title
**G.F.A. CALCULATION (3)
(AT YAU POK ROAD, YUEN LONG)**

Drawing No.	Scale	Rev.
AB/8800/SC28	1:300@A0	-

Date: 05/08/2023

建築署
Architectural Services Department



(ZONE 2) GROUND FLOOR G.F.A. DIAGRAM

G.F.A. CALCULATION ZONE 2 (DOMESTIC)

BLOCK 7 GRD FLOOR

⑦ FLOOR AREA = 3080.786 S.M.
TOTAL = 3080.786 S.M.

DEDUCT

① ELECT. METER ROOM 13.931 x 2 = 27.862 S.M.
② REFUSE ROOM = 13.931 S.M.
③ FS TANK ROOM = 29.836 S.M.
④ FS TANK ROOM = 13.931 S.M.
⑤ T.B.E. ROOM = 29.836 S.M.
⑥ ELV ROOM 13.931 x 2 = 27.862 S.M.
TOTAL = 2937.528 S.M.

BLOCK 8 GRD FLOOR

⑧ FLOOR AREA = 1562.772 S.M.
TOTAL = 1562.772 S.M.

DEDUCT

① ELECT. METER ROOM 13.931 x 2 = 27.862 S.M.
② REFUSE ROOM = 13.931 S.M.
③ FS TANK ROOM = 29.836 S.M.
④ FS TANK ROOM = 13.931 S.M.
⑤ T.B.E. ROOM = 29.836 S.M.
TOTAL = 1467.378 S.M.

BLOCK 9 GRD FLOOR

⑨ FLOOR AREA = 2250.433 S.M.
TOTAL = 2250.433 S.M.

DEDUCT

① ELECT. METER ROOM 13.931 x 2 = 27.862 S.M.
② REFUSE ROOM = 13.931 S.M.
③ FS TANK ROOM = 29.836 S.M.
④ FS TANK ROOM = 13.931 S.M.
⑤ T.B.E. ROOM = 29.836 S.M.
⑥ ELV ROOM = 13.931 S.M.
TOTAL = 2121.108 S.M.

BLOCK 10 GRD FLOOR

⑩ FLOOR AREA = 2107.770 S.M.
TOTAL = 2107.770 S.M.

DEDUCT

① ELECT. METER ROOM = 13.931 S.M.
② REFUSE ROOM = 13.931 S.M.
③ FS TANK ROOM = 29.836 S.M.
④ FS TANK ROOM = 13.931 S.M.
⑤ T.B.E. ROOM = 29.836 S.M.
TOTAL = 2008.305 S.M.

ZONE 2 (NON-DOMESTIC)

BLOCK 7 GRD FLOOR

⑭ FLOOR AREA = 16.716 S.M.
TOTAL = 16.716 S.M.

BLOCK 8 GRD FLOOR

⑮ FLOOR AREA = 58.552 S.M.
TOTAL = 58.552 S.M.

BLOCK 9 GRD FLOOR

⑯ FLOOR AREA = 33.551 S.M.
TOTAL = 33.551 S.M.

SUPPORTING BLOCKS GRD FLOOR

⑭ FLOOR AREA = 404.102 S.M.
⑮ FLOOR AREA = 73.390 S.M.
⑯ FLOOR AREA = 3.610 S.M.
TOTAL = 481.102 S.M.

NON-ACCOUNTABLE AREA (NOT SUBJECT TO 10% CONCESSION CAP)

SUPPORTING BLOCKS

① STREET FIRE HYDRANT PUMP AND TANK ROOM = 209.090 S.M.
② FS AND SPRINKLER PUMP AND TANK ROOM = 104.123 S.M.
③ CENTRAL FLUSHING PUMP AND TANK ROOM = 70.323 S.M.
④ CENTRAL POTABLE PUMP AND TANK ROOM = 84.920 S.M.
⑤ MASTER WATER METER ROOM = 29.445 S.M.
⑥ TX. ROOM = 106.090 S.M.
⑦ LV SWITCH ROOM = 48.425 S.M.
⑧ GENERATOR ROOM = 83.345 S.M.
⑨ SEWAGE PUMPING STATION (DSD) = 248.390 S.M.
⑩ REFUSE COLLECTION POINT = 157.154 S.M.
⑪ REFUSE COLLECTION VEHICLE PARKING = 13.841 S.M.
TOTAL = 1181.141 S.M.

FIRE SERVICE REQUIREMENTS INCORPORATED
Date: 3 JUN 2024
(LAU KJ-shun)
Senior Section Officer

Notes:

FOR FIRE SERVICES DEPT.

No.	Date	Description	Initial

Revision:

DESIGN AND BUILD CONTRACTOR:

CHEVALIER 中國鐵建

ARCHITECT: ALKF+ ANDREW LEE KING FUN & ASSOCIATES ARCHITECTS LTD.

CIVIL & STRUCTURAL ENGINEER: Wilson & Associates Ltd. Consulting Engineers, Planners, Surveyors

WILSON & ASSOC. LTD.

GEOTECHNICAL ENGINEER: Asia Infrastructure Solutions

ASIA INFRASTRUCTURE SOLUTION LTD.

MIC CONSULTANT: Wilson & Associates Ltd. Consulting Engineers, Planners, Surveyors

WILSON & ASSOC. LTD.

BUILDING SERVICES ENGINEER: JRP 達信 J. ROGER PRESTON LTD.

LANDSCAPE CONSULTANT: EARTHASIA LTD.

INTERIOR & BRANDING DESIGNER: BREAD BREAD STUDIO

ENVIRONMENTAL, BEAM CERTIFICATION, SUSTAINABILITY & ACOUSTIC CONSULTANT: RAMBOLL RAMBOLL H.K. LTD.

PLANNING CONSULTANT: KTA PLANNING LTD.

TRAFFIC CONSULTANT: CKM ASIA LTD.

Name	Signed	Date
Designed	LARRY CHAN	05/09/2023
Drawn	W. MAN	05/09/2023
Checked	LARRY CHAN	05/09/2023
Approved	PM TANG	05/09/2023

Contract No. SS M518

Project Title: DESIGN AND CONSTRUCTION OF LIGHT PUBLIC HOUSING AT YAU POK ROAD, YUEN LONG, AT TUEN MUN AREA 3A AND AT CHOI HING ROAD, NGAU TAU KOK

APPROVAL SUBMISSION
 CONSENT IS GIVEN WITHOUT CONDITIONS
 CONSENT IS GIVEN WITH CONDITIONS
 CONSENT NOT GRANTED
 FOR AND ON BEHALF OF ARCHITECTURAL SERVICES DEPARTMENT

DATE: _____

ARCHITECTURAL DESIGNER'S SIGNATURE FOR SUBMISSION

ZHOU RAYMOND CHUN SUM
FOR AND ON BEHALF OF ANDREW LEE KING FUN & ASSOCIATES ARCHITECTS LTD. Date: _____

ARCHITECTURAL DESIGN CHECKER'S SIGNATURE FOR SUBMISSION

YU KHUN HO, KENNETH
FOR AND ON BEHALF OF K&W ARCHITECTS LTD. Date: _____

Drawing Title: G.F.A. CALCULATION (4) (AT YAU POK ROAD, YUEN LONG)

Drawing No.	Scale	Rev.
AB/8800/SC29	1:300@A0	-

Date: 05/09/2023

建築署 Architectural Services Department



**G.F.A. CALCULATION
ZONE 2 (DOMESTIC)
BLOCK 7
1ST FLOOR**

⑦ FLOOR AREA	=	3097.877 S.M.
TOTAL	=	3097.877 S.M.
DEDUCT		
④ ELECT. METER ROOM	13.931 x 2	= 27.862 S.M.
⑤ REFUSE ROOM	=	13.931 S.M.
⑥ FS TANK ROOM (VOID)	14.015 x 2	= 28.030 S.M.
TOTAL	=	3028.054 S.M.

**BLOCK 8
1ST FLOOR**

⑧ FLOOR AREA	=	1841.384 S.M.
TOTAL	=	1841.384 S.M.
DEDUCT		
④ ELECT. METER ROOM	13.931 x 2	= 27.862 S.M.
⑤ REFUSE ROOM	=	13.931 S.M.
⑥ FS TANK ROOM (VOID)	14.015 x 2	= 28.030 S.M.
TOTAL	=	1871.561 S.M.

**BLOCK 9
1ST FLOOR**

⑨ FLOOR AREA	=	2284.059 S.M.
TOTAL	=	2284.059 S.M.
DEDUCT		
④ ELECT. METER ROOM	13.931 x 2	= 27.862 S.M.
⑤ REFUSE ROOM	=	13.931 S.M.
⑥ FS TANK ROOM (VOID)	14.015 x 2	= 28.030 S.M.
TOTAL	=	2214.236 S.M.

**BLOCK 10
1ST FLOOR**

⑩ FLOOR AREA	=	2107.845 S.M.
TOTAL	=	2107.845 S.M.
DEDUCT		
④ ELECT. METER ROOM	=	13.931 S.M.
⑤ REFUSE ROOM	=	13.931 S.M.
⑥ FS TANK ROOM (VOID)	14.015 x 2	= 28.030 S.M.
TOTAL	=	2051.983 S.M.



**CIRCULATION AREA CALCULATION
ZONE 2**

	BLOCK 7	BLOCK 8	BLOCK 9	BLOCK 10
DOMESTIC G.F.A. OF GRD FLOOR	2937.528	1487.378	2121.108	2006.305
DEDUCT				
UNIT AREA OF TYPE A 1-2 P UNIT	18.7 x 103 NOS. = 1720.100	16.7 x 40 NOS. = 668.000	16.7 x 79 NOS. = 1319.300	16.7 x 41 NOS. = 684.700
UNIT AREA OF TYPE B 3-4 P UNIT	29.2 x 17 NOS. = 496.400	29.2 x 13 NOS. = 379.600	29.2 x 9 NOS. = 262.800	29.2 x 29 NOS. = 846.800
TOTAL	721.028	419.778	539.000	474.805
DOMESTIC G.F.A. OF 1ST FLOOR	3028.054	1871.561	2214.236	2051.983
DEDUCT				
UNIT AREA OF TYPE A 1-2 P UNIT	18.7 x 109 NOS. = 1820.300	16.7 x 43 NOS. = 718.100	16.7 x 85 NOS. = 1419.500	16.7 x 44 NOS. = 734.800
UNIT AREA OF TYPE B 3-4 P UNIT	29.2 x 17 NOS. = 496.400	29.2 x 15 NOS. = 438.000	29.2 x 9 NOS. = 262.800	29.2 x 29 NOS. = 846.800
TOTAL	711.354	415.481	531.936	470.352
DOMESTIC G.F.A. OF 2ND FLOOR	3056.084	1898.591	2242.269	2079.983
DEDUCT				
UNIT AREA OF TYPE A 1-2 P UNIT	16.7 x 111 NOS. = 1853.700	16.7 x 45 NOS. = 751.500	16.7 x 87 NOS. = 1452.900	16.7 x 46 NOS. = 768.200
UNIT AREA OF TYPE B 3-4 P UNIT	29.2 x 17 NOS. = 496.400	29.2 x 15 NOS. = 438.000	29.2 x 9 NOS. = 262.800	29.2 x 29 NOS. = 846.800
TOTAL	705.984	410.091	526.566	464.983

(ZONE 2) 1ST FLOOR G.F.A. DIAGRAM

Notes:

FOR FIRE SERVICES DEPT.

No.	Date	Description	Initial

Revision

DESIGN AND BUILD CONTRACTOR:

CHEVALIER 中國鐵建

ARCHITECT: ALKF+ ANDREW LEE KING FUN & ASSOCIATES ARCHITECTS LTD.

CIVIL & STRUCTURAL ENGINEER: Wilson & Associates Ltd. WILSON & ASSOC. LTD.

GEOTECHNICAL ENGINEER: Asia Infrastructure Solutions ASIA INFRASTRUCTURE SOLUTION LTD.

MIC CONSULTANT: Wilson & Associates Ltd. WILSON & ASSOC. LTD.

BUILDING SERVICES ENGINEER: JRP J. ROGER PRESTON LTD.

LANDSCAPE CONSULTANT: EARTHASIA LTD.

INTERIOR & BRANDING DESIGNER: BREAD BREAD STUDIO

ENVIRONMENTAL, BEAM CERTIFICATION, SUSTAINABILITY & ACOUSTIC CONSULTANT: RAMBOLL RAMBOLL H.K. LTD.

PLANNING CONSULTANT: KTA PLANNING LTD.

TRAFFIC CONSULTANT: CKM ASIA LTD.

Name	Signed	Date
Designed LARRY CHAN		09/09/2023
Drawn W. MAN		05/09/2023
Checked LARRY CHAN		09/09/2023
Approved PM TANG		05/09/2023

Contract No. SS M518

Project Title
DESIGN AND CONSTRUCTION OF LIGHT PUBLIC HOUSING AT YAU POK ROAD, YUEN LONG, AT TUEN MUN AREA 3A AND AT CHOI HING ROAD, NGAU TAU KOK

AP/ODA SUBMISSION
(CONSENT IS GIVEN WITHOUT CONDITIONS)
(CONSENT IS GIVEN WITH CONDITIONS)
(CONSENT NOT GRANTED)
FOR AND ON BEHALF OF ARCHITECTURAL SERVICES DEPARTMENT

DATE:

ARCHITECTURAL DESIGNER'S SIGNATURE FOR SUBMISSION:

ZHOU RAYMOND CHUN SUM
FOR AND ON BEHALF OF ANDREW LEE KING FUN & ASSOCIATES ARCHITECTS LTD. Date:

ARCHITECTURAL DESIGN CHECKER'S SIGNATURE FOR SUBMISSION:

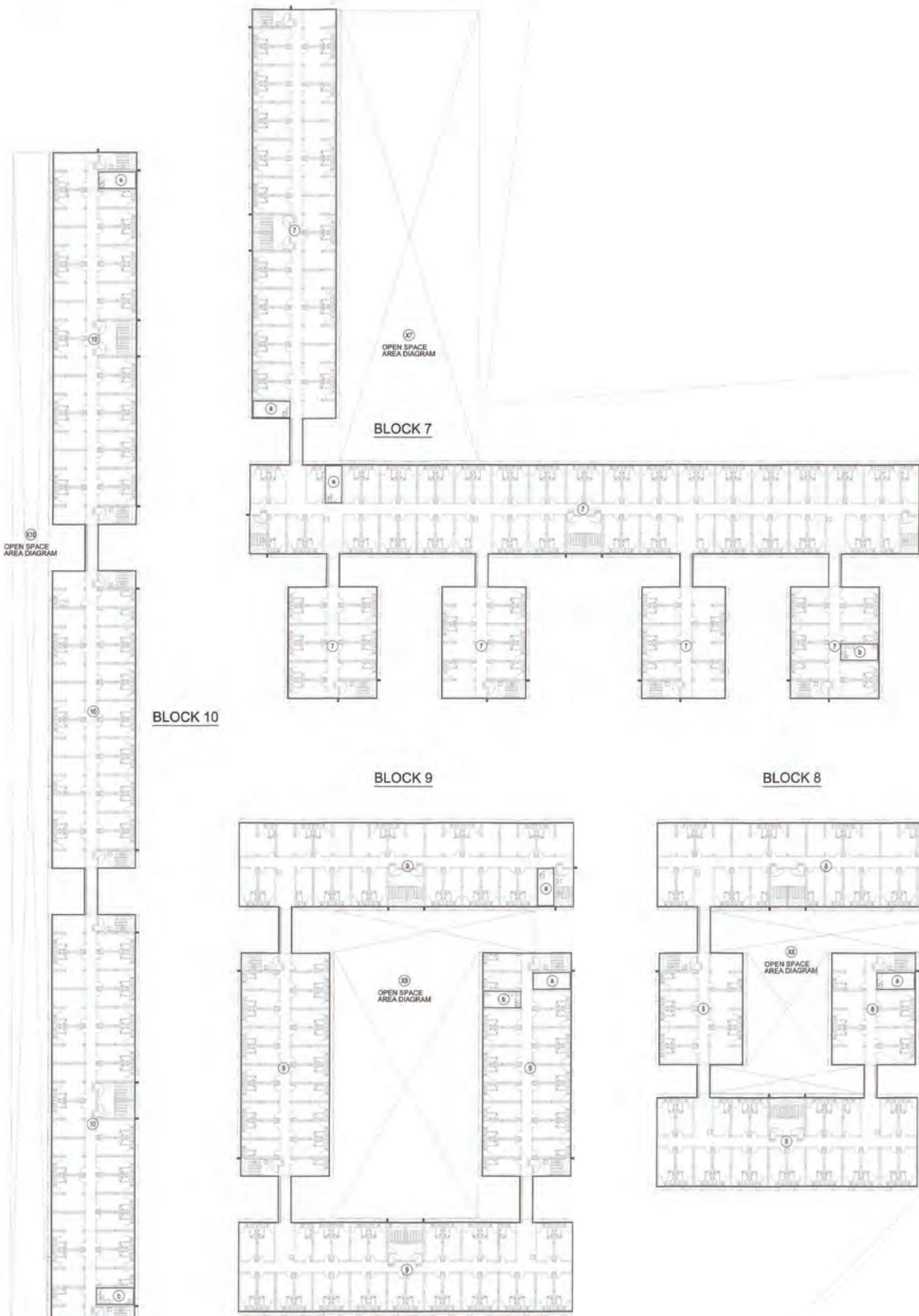
YU KWUN HO, KENNETH
FOR AND ON BEHALF OF KAW ARCHITECTS LTD. Date:

Drawing Title
G.F.A. CALCULATION (5)
(AT YAU POK ROAD, YUEN LONG)

Drawing No.	Scale	Rev.
AB/8800/SC30	1:300@A0	-

Date: 06/09/2023

建築署 Architectural Services Department



**G.F.A. CALCULATION
ZONE 2 (DOMESTIC)
BLOCK 7
2ND FLOOR**

⑦ FLOOR AREA	=	3097.877 S.M.
TOTAL	=	3097.877 S.M.
DEDUCT		
④ ELECT. METER ROOM	13.931 x 2 =	27.862 S.M.
① REFUSE ROOM	=	13.931 S.M.
TOTAL	=	3056.084 S.M.

**BLOCK 8
2ND FLOOR**

⑧ FLOOR AREA	=	1641.384 S.M.
TOTAL	=	1641.384 S.M.
DEDUCT		
④ ELECT. METER ROOM	13.931 x 2 =	27.862 S.M.
① REFUSE ROOM	=	13.931 S.M.
TOTAL	=	1599.591 S.M.

**BLOCK 9
2ND FLOOR**

⑨ FLOOR AREA	=	2284.059 S.M.
TOTAL	=	2284.059 S.M.
DEDUCT		
④ ELECT. METER ROOM	13.931 x 2 =	27.862 S.M.
① REFUSE ROOM	=	13.931 S.M.
TOTAL	=	2242.266 S.M.

**BLOCK 10
2ND FLOOR**

⑩ FLOOR AREA	=	2107.845 S.M.
TOTAL	=	2107.845 S.M.
DEDUCT		
④ ELECT. METER ROOM	=	13.931 S.M.
① REFUSE ROOM	=	13.931 S.M.
TOTAL	=	2079.983 S.M.

TOTAL G.F.A. OF ZONE 2 (DOMESTIC)

	BLOCK 7	BLOCK 8	BLOCK 9	BLOCK 10	SUPPORTING BLOCKS	
GRD FLOOR	2937.528	1467.376	2121.106	2038.305	0	= 8564.315 S.M.
1ST FLOOR	3028.094	1571.561	2214.236	2051.953	0	= 8866.804 S.M.
2ND FLOOR	3056.084	1599.591	2242.266	2079.983	0	= 8977.924 S.M.
TOTAL	9021.686	4638.528	6577.605	6139.241	0	= 26376.043 S.M.
DEDUCT						
Mic EXEMPTED G.F.A.	774.043	451.233	572.024	544.517	0	= 2341.817 S.M.
TOTAL	8247.623	4237.295	6005.584	5593.724	0	= 24034.226 S.M.

**ZONE 2 DOMESTIC
SITE COVERAGE AREA CALCULATION**

	BLOCK 7	BLOCK 8	BLOCK 9	BLOCK 10	SUPPORTING BLOCKS	
SITE COVERAGE AREA (2ND F.L.)	⑦	⑧	⑨	⑩	0	= 9131.165 S.M.
DEDUCT						
Mic EXEMPTED COVERED AREA	258.589	135.893	191.801	181.521	0	= 767.804 S.M.
TOTAL	2879.285	1505.691	2092.258	1928.324	0	= 8363.561 S.M.

ZONE 2 OPEN SPACE AREA CALCULATION

CLASS OF SITE	'A'
OPEN SPACE REQ.	2830.286 x 1/2 = 1419.644 1506.691 x 1/2 = 752.846 2092.258 x 1/2 = 1046.129 1928.324 x 1/2 = 963.162
OPEN SPACE PRO.	⑦ 1432.410 ⑧ 781.804 ⑨ 1078.358 ⑩ 978.250

TOTAL G.F.A. OF ZONE 2 (NON-DOMESTIC)

	BLOCK 7	BLOCK 8	BLOCK 9	BLOCK 10	SUPPORTING BLOCKS	
GRD FLOOR	16.716	58.552	33.551	0	481.102	= 589.921 S.M.
1ST FLOOR	0	0	0	0	0	= 0.000 S.M.
2ND FLOOR	0	0	0	0	0	= 0.000 S.M.
TOTAL	16.716	58.552	33.551	0.000	481.102	= 589.921 S.M.
DEDUCT						
Mic EXEMPTED G.F.A.	1.872	5.824	2.912	0.000	0	= 10.408 S.M.
TOTAL	15.044	52.728	30.639	0.000	481.102	= 579.513 S.M.

**ZONE 2 NON-DOMESTIC
SITE COVERAGE AREA CALCULATION**

	BLOCK 7	BLOCK 8	BLOCK 9	BLOCK 10	SUPPORTING BLOCKS	
GRD FLOOR	16.716	58.552	33.551	0	481.102	= 589.921 S.M.
1ST FLOOR	0	0	0	0	0	= 0.000 S.M.
2ND FLOOR	0	0	0	0	0	= 0.000 S.M.
TOTAL	16.716	58.552	33.551	0.000	481.102	= 589.921 S.M.
DEDUCT						
Mic EXEMPTED G.F.A.	1.872	5.824	2.912	0.000	0	= 10.408 S.M.
TOTAL	15.044	52.728	30.639	0.000	481.102	= 579.513 S.M.

(ZONE 2) 2ND FLOOR G.F.A. DIAGRAM

FOR FIRE SERVICES DEPT.
DATE: 3 JAN 2024
LARRY CHAM
Senior Services Officer

Notes:

FOR FIRE SERVICES DEPT.

No.	Date	Description	Initial

Revision

DESIGN AND BUILD CONTRACTOR:

CHEVALIER 中國鐵建

ARCHITECT: ALKF+ ANDREW LEE KING FUN & ASSOCIATES ARCHITECTS LTD.

CIVIL & STRUCTURAL ENGINEER: Wilson & Associates Ltd. Consulting Engineers, Planners, Managers

WILSON & ASSOC. LTD.

GEOTECHNICAL ENGINEER: Asia Infrastructure Solutions

ASIA INFRASTRUCTURE SOLUTION LTD.

MIC CONSULTANT: Wilson & Associates Ltd. Consulting Engineers, Planners, Managers

WILSON & ASSOC. LTD.

BUILDING SERVICES ENGINEER: JRP 捷信 J. ROGER PRESTON LTD.

LANDSCAPE CONSULTANT: Earthasia Ltd.

INTERIOR & BRANDING DESIGNER: BREAD BREAD STUDIO

ENVIRONMENTAL, BEAM CERTIFICATION, SUSTAINABILITY & ACOUSTIC CONSULTANT: RAMBOLL RAMBOLL H.K. LTD.

PLANNING CONSULTANT: KTA PLANNING LTD.

TRAFFIC CONSULTANT: CKM ASIA LTD.

Name	Signed	Date
Designed	LARRY CHAM	05/09/2023
Drawn	W. MAN	05/09/2023
Checked	LARRY CHAM	05/09/2023
Approved	PH TANG	05/09/2023

Contract No. SS M518

Project Title

DESIGN AND CONSTRUCTION OF LIGHT PUBLIC HOUSING AT YAU POK ROAD, YUEN LONG, AT TUEN MUN AREA 3A AND AT CHOI HING ROAD, NGAU TAU KOK

AFFIDAVIT SUBMISSION
() CONSENT IS GIVEN WITHOUT CONDITIONS
() CONSENT IS GIVEN WITH CONDITIONS
() CONSENT NOT GRANTED

FOR AND ON BEHALF OF ARCHITECTURAL SERVICES DEPARTMENT

DATE: _____

ARCHITECTURAL DESIGNER'S SIGNATURE FOR SUBMISSION:

ZHOU RAYMOND CHUN SUM
FOR AND ON BEHALF OF ANDREW LEE KING FUN & ASSOCIATES ARCHITECTS LTD. Date: _____

ARCHITECTURAL DESIGN CHECKER'S SIGNATURE FOR SUBMISSION:

YU KHUN HO, KENNETH
FOR AND ON BEHALF OF K&W ARCHITECTS LTD. Date: _____

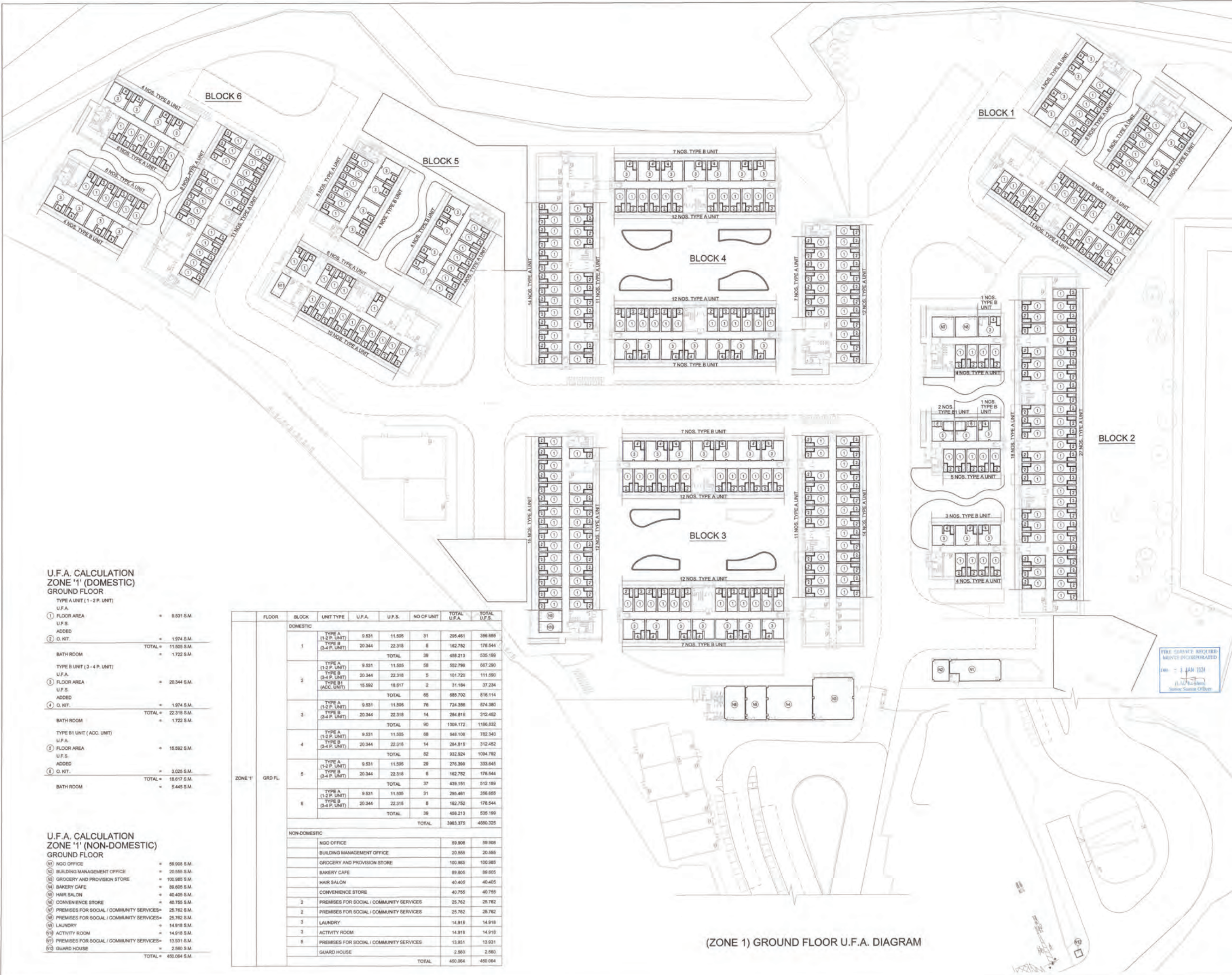
Drawing Title

G.F.A. CALCULATION (6)
(AT YAU POK ROAD, YUEN LONG)

Drawing No.	Scale	Rev.
AB/8800/SC31	1:300@A0	-

Date: 05/09/2023

建築署 Architectural Services Department



U.F.A. CALCULATION ZONE '1' (DOMESTIC) GROUND FLOOR

TYPE A UNIT (1-2 P. UNIT)	
U.F.A.	9.531 S.M.
① FLOOR AREA	9.531 S.M.
U.F.S.	
ADDED	
② O. KIT.	1.974 S.M.
TOTAL	11.505 S.M.
BATH ROOM	
	1.722 S.M.
TYPE B UNIT (3-4 P. UNIT)	
U.F.A.	20.344 S.M.
③ FLOOR AREA	20.344 S.M.
U.F.S.	
ADDED	
④ O. KIT.	1.974 S.M.
TOTAL	22.318 S.M.
BATH ROOM	
	1.722 S.M.
TYPE B1 UNIT (ACC. UNIT)	
U.F.A.	15.992 S.M.
⑤ FLOOR AREA	15.992 S.M.
U.F.S.	
ADDED	
⑥ O. KIT.	3.025 S.M.
TOTAL	19.017 S.M.
BATH ROOM	
	5.445 S.M.

U.F.A. CALCULATION ZONE '1' (NON-DOMESTIC) GROUND FLOOR

① NGO OFFICE	59.908 S.M.
② BUILDING MANAGEMENT OFFICE	20.555 S.M.
③ GROCERY AND PROVISION STORE	100.985 S.M.
④ BAKERY CAFE	89.605 S.M.
⑤ HAIR SALON	40.405 S.M.
⑥ CONVENIENCE STORE	40.755 S.M.
⑦ PREMISES FOR SOCIAL / COMMUNITY SERVICES	25.782 S.M.
⑧ LAUNDRY	14.918 S.M.
⑨ ACTIVITY ROOM	14.918 S.M.
⑩ PREMISES FOR SOCIAL / COMMUNITY SERVICES	13.931 S.M.
⑪ GUARD HOUSE	2.580 S.M.
TOTAL	450.064 S.M.

FLOOR	BLOCK	UNIT TYPE	U.F.A.	U.F.S.	NO OF UNIT	TOTAL U.F.A.	TOTAL U.F.S.	
ZONE '1'	GRD FL.	DOMESTIC						
		1	TYPE A (1-2 P. UNIT)	9.531	11.505	31	295.461	358.655
			TYPE B (3-4 P. UNIT)	20.344	22.318	8	162.752	178.544
			TOTAL			39	458.213	535.199
		2	TYPE A (1-2 P. UNIT)	9.531	11.505	58	552.798	687.290
			TYPE B (3-4 P. UNIT)	20.344	22.318	5	101.720	111.580
			TYPE B1 (ACC. UNIT)	15.992	18.017	2	31.984	37.234
		TOTAL			65	685.702	816.114	
		3	TYPE A (1-2 P. UNIT)	9.531	11.505	76	724.366	874.380
			TYPE B (3-4 P. UNIT)	20.344	22.318	14	284.816	312.452
			TOTAL			90	1009.172	1186.832
		4	TYPE A (1-2 P. UNIT)	9.531	11.505	88	848.108	1024.340
			TYPE B (3-4 P. UNIT)	20.344	22.318	14	284.816	312.452
			TOTAL			102	1132.924	1336.792
		5	TYPE A (1-2 P. UNIT)	9.531	11.505	29	276.399	333.645
			TYPE B (3-4 P. UNIT)	20.344	22.318	6	162.752	178.544
			TOTAL			35	439.151	512.189
		6	TYPE A (1-2 P. UNIT)	9.531	11.505	31	295.461	358.655
TYPE B (3-4 P. UNIT)	20.344		22.318	8	162.752	178.544		
TOTAL				39	458.213	535.199		
TOTAL						3963.375	4690.325	
NON-DOMESTIC								
		NGO OFFICE			59.908	59.908		
		BUILDING MANAGEMENT OFFICE			20.555	20.555		
		GROCERY AND PROVISION STORE			100.985	100.985		
		BAKERY CAFE			89.605	89.605		
		HAIR SALON			40.405	40.405		
		CONVENIENCE STORE			40.755	40.755		
		2 PREMISES FOR SOCIAL / COMMUNITY SERVICES			25.782	25.782		
		2 PREMISES FOR SOCIAL / COMMUNITY SERVICES			25.782	25.782		
		3 LAUNDRY			14.918	14.918		
		3 ACTIVITY ROOM			14.918	14.918		
		5 PREMISES FOR SOCIAL / COMMUNITY SERVICES			13.931	13.931		
		GUARD HOUSE			2.580	2.580		
TOTAL						450.064	450.064	

(ZONE 1) GROUND FLOOR U.F.A. DIAGRAM

Notes:

FOR FIRE SERVICES DEPT.

No.	Date	Description	Initial

Revision

DESIGN AND BUILD CONTRACTOR:

CHEVALIER **中國鐵建**

ARCHITECT: **ALKF+**
ANDREW LEE KING FUN & ASSOCIATES ARCHITECTS LTD.

CIVIL & STRUCTURAL ENGINEER:
Wilson & Associates Ltd.
Consulting Engineers & Planners (Hong Kong)

WILSON & ASSOC. LTD.

GEOTECHNICAL ENGINEER: **asia infrastructure solutions**

ASIA INFRASTRUCTURE SOLUTION LTD.

MIC CONSULTANT:
Wilson & Associates Ltd.
Consulting Engineers & Planners (Hong Kong)

WILSON & ASSOC. LTD.

BUILDING SERVICES ENGINEER:
JRP **J. ROGER PRESTON LTD.**

LANDSCAPE CONSULTANT:
EARTHASIA LTD.

INTERIOR & BRANDING DESIGNER:
BREAD **BREAD STUDIO**

ENVIRONMENTAL, BEAM CERTIFICATION, SUSTAINABILITY & ACOUSTIC CONSULTANT:
RAMBOLL **RAMBOLL H.K. LTD.**

PLANNING CONSULTANT:
KTA PLANNING LTD.

TRAFFIC CONSULTANT:
CKM ASIA LTD.

Name	Signed	Date
Designed	LARRY CHAN	05/09/2023
Drawn	W. MAH	08/09/2023
Checked	LARRY CHAN	05/09/2023
Approved	PH TANG	08/09/2023

Contract No. **SS M518**

Project Title
DESIGN AND CONSTRUCTION OF LIGHT PUBLIC HOUSING AT YAU POK ROAD, YUEN LONG, AT TUEN MUN AREA 3A AND AT CHOI HING ROAD, NGAU TAU KOK

APPROVAL SUBMISSION
 (CONSENT IS GIVEN WITHOUT CONDITIONS)
 (CONSENT IS GIVEN WITH CONDITIONS)
 (CONSENT NOT GRANTED)
 FOR AND ON BEHALF OF ARCHITECTURAL SERVICES DEPARTMENT
 DATE: _____

ARCHITECTURAL DESIGNER'S SIGNATURE FOR SUBMISSION:
 ZHOU RAYMOND CHUN SUM
 FOR AND ON BEHALF OF ANDREW LEE KING FUN & ASSOCIATES ARCHITECTS LTD. Date: _____

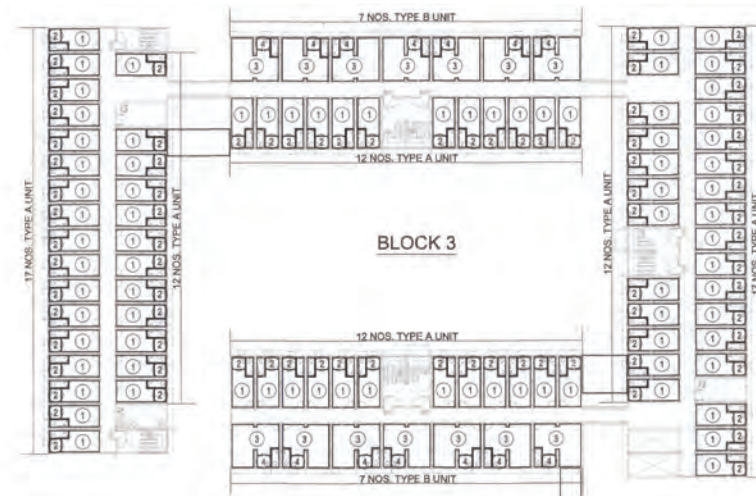
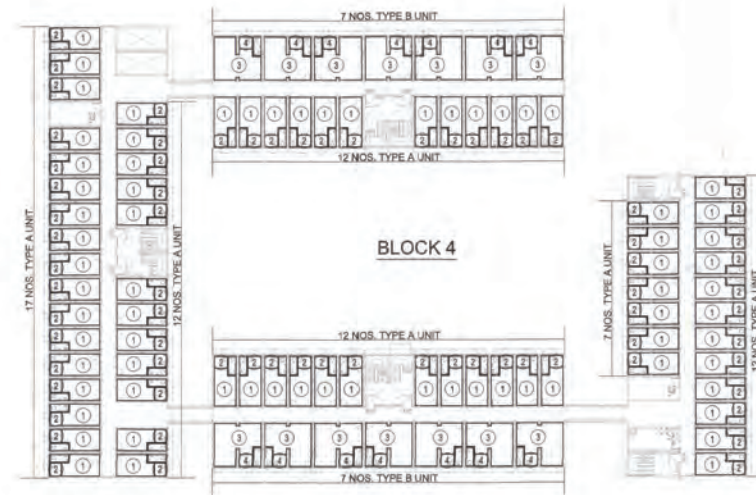
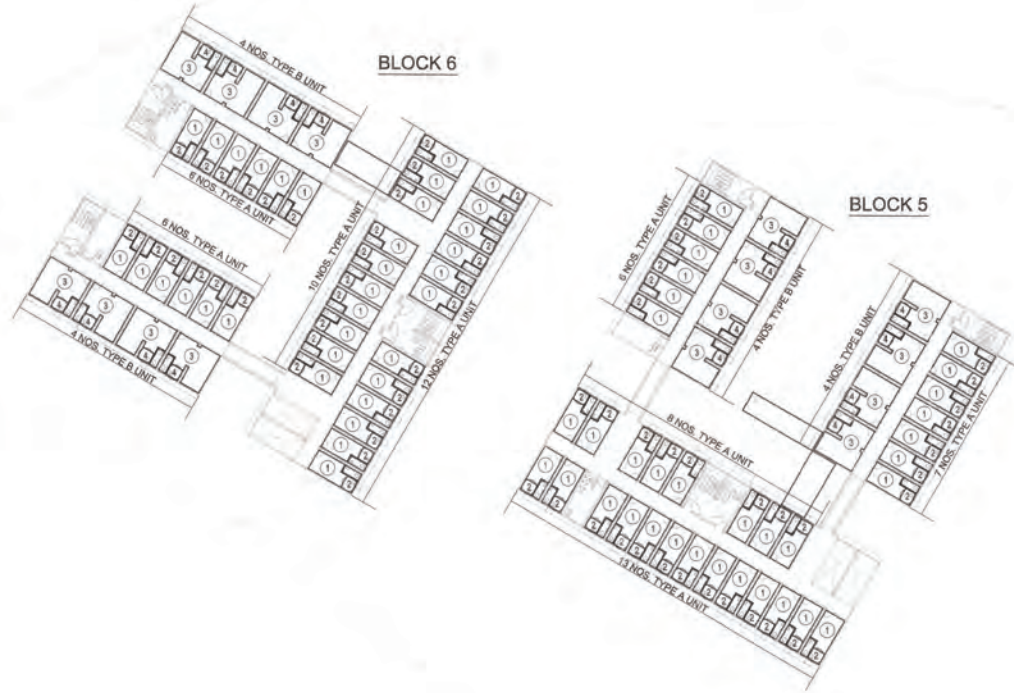
ARCHITECTURAL DESIGN CHECKER'S SIGNATURE FOR SUBMISSION:
 YU KWEN HO, KENNETH
 FOR AND ON BEHALF OF K&W ARCHITECTS LTD. Date: _____

Drawing Title
U.F.A. CALCULATION (1) (AT YAU POK ROAD, YUEN LONG)

Drawing No.	Scale	Rev.
AB/8800/SC32	1:300@A0	-

Date: 05/09/2023

建築署
Architectural Services Department



U.F.A. CALCULATION ZONE '1' (DOMESTIC) 1ST FLOOR

TYPE A UNIT (1-2 P. UNIT)	
U.F.A.	
① FLOOR AREA	= 9.531 S.M.
U.F.S. ADDED	
② O. KIT.	= 1.974 S.M.
TOTAL	= 11.505 S.M.
BATH ROOM	
	= 1.722 S.M.
TYPE B UNIT (3-4 P. UNIT)	
U.F.A.	
③ FLOOR AREA	= 20.344 S.M.
U.F.S. ADDED	
④ O. KIT.	= 1.974 S.M.
TOTAL	= 22.318 S.M.
BATH ROOM	
	= 1.722 S.M.

FLOOR	BLOCK	UNIT TYPE	U.F.A.	U.F.S.	NO OF UNIT	TOTAL U.F.A.	TOTAL U.F.S.		
ZONE '1'	1ST FL.	DOMESTIC							
		1	TYPE A (1-2 P. UNIT)	9.531	11.505	34	324.054	391.170	
			TYPE B (3-4 P. UNIT)	20.344	22.318	8	162.752	178.544	
						TOTAL	42	486.806	569.714
		2	TYPE A (1-2 P. UNIT)	9.531	11.505	61	581.391	701.805	
			TYPE B (3-4 P. UNIT)	20.344	22.318	9	183.096	200.862	
						TOTAL	70	764.487	902.667
		3	TYPE A (1-2 P. UNIT)	9.531	11.505	82	781.542	943.410	
			TYPE B (3-4 P. UNIT)	20.344	22.318	14	284.816	312.452	
						TOTAL	96	1066.358	1255.862
		4	TYPE A (1-2 P. UNIT)	9.531	11.505	72	685.232	828.360	
			TYPE B (3-4 P. UNIT)	20.344	22.318	14	284.816	312.452	
				TOTAL	86	970.048	1140.812		
5	TYPE A (1-2 P. UNIT)	9.531	11.505	34	324.054	391.170			
	TYPE B (3-4 P. UNIT)	20.344	22.318	8	162.752	178.544			
				TOTAL	42	486.806	569.714		
6	TYPE A (1-2 P. UNIT)	9.531	11.505	34	324.054	391.170			
	TYPE B (3-4 P. UNIT)	20.344	22.318	8	162.752	178.544			
				TOTAL	42	486.806	569.714		
				TOTAL		4262.311	5006.483		

(ZONE 1) 1ST FLOOR U.F.A. DIAGRAM



WINDOW AREA & OPENABLE AREA CALCULATION (G/F -2/F)

UNIT TYPE	U.F.A. (S.M.)	REQUIRED LIGHTING WINDOW AREA (S.M.) (U.F.A. x 1.17)	PROVIDED LIGHTING WINDOW AREA (S.M.) (TAKE 75% AREA)	REQUIRED OPENABLE WINDOW AREA (S.M.)		PROVIDED OPENABLE WINDOW AREA (S.M.) (TAKE 75% AREA)	
				PRO.	REQ.	PRO.	REQ.
UNIT A 1-2P	L.V./DIN + O.KIT	9.531 + 1.974	1.151	1.480 m W. x 1.075 m H. x 75% = 1.177 > 0.172	11.505 x 1/16 = 0.719	1.480 m W. x 1.075 m H. x 75% = 1.177 > 0.172	
	B.	1.722	0.172	0.830 m W. x 1.075 m H. x 75% = 0.609 > 0.172	1.722 x 1/10 = 0.172	0.830 m W. x 1.075 m H. x 75% = 0.609 > 0.172	
UNIT B 3-4P	L.V./DIN + O.KIT	20.344 + 1.974	2.332	(1.480 m + 2.380 m) W. x 1.075 m H. x 75% = 3.096 > 2.232	22.318 x 1/16 = 1.398	(1.480 m + 2.380 m) W. x 1.075 m H. x 75% = 3.096 > 2.232	
	B.	1.722	0.172	0.830 m W. x 1.075 m H. x 75% = 0.609 > 0.172	1.722 x 1/10 = 0.172	0.830 m W. x 1.075 m H. x 75% = 0.609 > 0.172	
UNIT B1 3-4P (ACC.)	L.V./DIN + O.KIT	15.592 + 3.025	1.892	2.380 m W. x 1.075 m H. x 75% = 1.919 > 1.862	18.617 x 1/16 = 1.164	2.380 m W. x 1.075 m H. x 75% = 1.919 > 1.864	
	B.	5.445	0.545	(0.830 m + 1.460 m) W. x 1.075 m H. x 75% = 1.848 > 0.545	5.445 x 1/10 = 0.545	(0.830 m + 1.460 m) W. x 1.075 m H. x 75% = 1.848 > 0.545	

FIRE SERVICE REQUIREMENTS INCORPORATED
Date: 3 JAN 2024
(LAD 93-0904)
Senior Student Officer

FOR FIRE SERVICES DEPT.

No.	Date	Description	Initial

Revision

DESIGN AND BUILD CONTRACTOR:

CHEVALIER **中國鐵建**

ARCHITECT:

ALKF+
ANDREW LEE KING FUN & ASSOCIATES ARCHITECTS LTD.

CIVIL & STRUCTURAL ENGINEER:

Wilson & Associates Ltd
Consulting Engineers, Planners, Managers

WILSON & ASSOC. LTD.

GEOTECHNICAL ENGINEER:

asia infrastructure solutions

ASIA INFRASTRUCTURE SOLUTION LTD.

MIC CONSULTANT:

Wilson & Associates Ltd
Consulting Engineers, Planners, Managers

WILSON & ASSOC. LTD.

BUILDING SERVICES ENGINEER:

JRP
J. ROGER PRESTON LTD.

LANDSCAPE CONSULTANT:

EARTHASIA LTD.

INTERIOR & BRANDING DESIGNER:

BREAD BREAD STUDIO

ENVIRONMENTAL, BEAM CERTIFICATION, SUSTAINABILITY & ACOUSTIC CONSULTANT:

RAMBOLL RAMBOLL H.K. LTD.

PLANNING CONSULTANT:

KTA PLANNING LTD.

TRAFFIC CONSULTANT:

CKM ASIA LTD.

Name	Signed	Date
Designed	LARRY CHAN	05/09/2023
Drawn	W. MAN	05/09/2023
Checked	LARRY CHAN	06/09/2023
Approved	PHI TANG	08/09/2023

Contract No: **SS M518**

Project Title:
DESIGN AND CONSTRUCTION OF LIGHT PUBLIC HOUSING AT YAU POK ROAD, YUEN LONG, AT TUEN MUN AREA 3A AND AT CHOI HING ROAD, NGAU TAU KOK

AP/ODA SUBMISSION
() CONSENT IS GIVEN WITHOUT CONDITIONS
() CONSENT IS GIVEN WITH CONDITIONS
() CONSENT NOT GRANTED

FOR AND ON BEHALF OF ARCHITECTURAL SERVICES DEPARTMENT

DATE:

ARCHITECTURAL DESIGNER'S SIGNATURE FOR SUBMISSION:

ZHOU RAYMOND CHUN SUM
FOR AND ON BEHALF OF ANDREW LEE KING FUN & ASSOCIATES ARCHITECTS LTD. Date:

ARCHITECTURAL DESIGN CHECKER'S SIGNATURE FOR SUBMISSION:

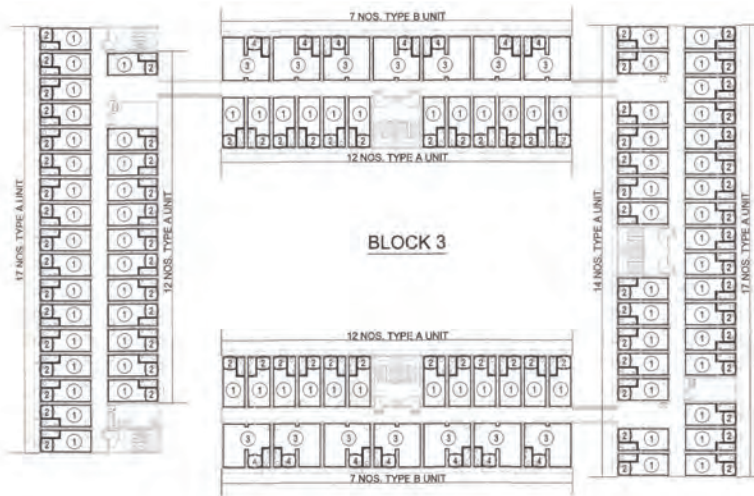
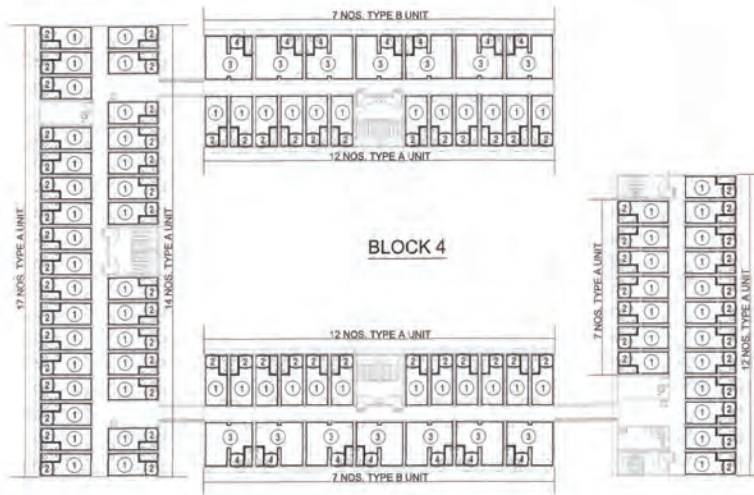
YU KWUN HO, KENNETH
FOR AND ON BEHALF OF KAW ARCHITECTS LTD. Date:

Drawing Title:
U.F.A. CALCULATION (2) (AT YAU POK ROAD, YUEN LONG)

Drawing No.	Scale	Rev.
AB/8800/SC33	1:300@A0	-

Date: 05/09/2023

建築署
Architectural Services Department



U.F.A. CALCULATION ZONE '1' (DOMESTIC) 2ND FLOOR

TYPE A UNIT (1-2 P. UNIT)	
U.F.A.	= 9.531 S.M.
① FLOOR AREA	= 9.531 S.M.
U.F.S.	
ADDED	= 1.974 S.M.
② O. KIT.	= 1.974 S.M.
TOTAL	= 11.505 S.M.
BATH ROOM	
	= 1.722 S.M.
TYPE B UNIT (3-4 P. UNIT)	
U.F.A.	= 20.344 S.M.
③ FLOOR AREA	= 20.344 S.M.
U.F.S.	
ADDED	= 1.974 S.M.
④ O. KIT.	= 1.974 S.M.
TOTAL	= 22.318 S.M.
BATH ROOM	
	= 1.722 S.M.

FLOOR	BLOCK	UNIT TYPE	U.F.A.	U.F.S.	NO OF UNIT	TOTAL U.F.A.	TOTAL U.F.S.	
ZONE '1'	2ND FL.	DOMESTIC						
		1	TYPE A (1-2 P. UNIT)	9.531	11.505	38	343.116	414.180
			TYPE B (3-4 P. UNIT)	20.344	22.318	8	162.752	178.544
				TOTAL		44	505.868	592.724
		2	TYPE A (1-2 P. UNIT)	9.531	11.505	83	800.453	724.815
			TYPE B (3-4 P. UNIT)	20.344	22.318	9	183.096	205.862
				TOTAL		92	983.549	930.677
		3	TYPE A (1-2 P. UNIT)	9.531	11.505	84	800.804	886.420
			TYPE B (3-4 P. UNIT)	20.344	22.318	14	284.816	312.452
				TOTAL		98	1085.620	1278.872
		4	TYPE A (1-2 P. UNIT)	9.531	11.505	74	706.294	651.370
			TYPE B (3-4 P. UNIT)	20.344	22.318	14	284.816	312.452
		TOTAL		88	991.110	1163.822		
5	TYPE A (1-2 P. UNIT)	9.531	11.505	38	343.116	414.180		
	TYPE B (3-4 P. UNIT)	20.344	22.318	8	162.752	178.544		
		TOTAL		44	505.868	592.724		
6	TYPE A (1-2 P. UNIT)	9.531	11.505	38	343.116	414.180		
	TYPE B (3-4 P. UNIT)	20.344	22.318	8	162.752	178.544		
		TOTAL		44	505.868	592.724		
		TOTAL			4378.883	5146.543		

(ZONE 1) 2ND FLOOR U.F.A. DIAGRAM

ZONE '1' REFUSE STORAGE & MATERIAL RECOVERY CHAMBER CALCULATION



G/F REFUSE STORAGE & MATERIAL RECOVERY CHAMBER AREA DIAGRAM ZONE '1'

ZONE '1' FOR NON-DOMESTIC	
TOTAL U.F.S. OF NON-DOMESTIC	
GRD. FLOOR	= 450.064 S.M.
FOR DOMESTIC	
TOTAL U.F.S. OF NON-DOMESTIC	
GRD. FLOOR	= 4680.325 S.M.
1ST FLOOR	= 5008.483 S.M.
2ND FLOOR	= 5146.543 S.M.
TOTAL	= 14835.351 S.M.
REFUSE CHAMBER AREA REQ.:	
450.064 / 925 = 14835.351 / 347	= 43.240 S.M.
REFUSE CHAMBER AREA PRO.:	
236.804 / (0.250 x 2) =	236.104 S.M.
③ REFUSE COLLECTION POINT	
TOTAL	= 236.104 S.M. > 43.240 S.M.

T.B.E. ROOM CALCULATION FOR NON-DOMESTIC ZONE '1'

TOTAL U.F.S. OF NON-DOMESTIC	
GRD. FLOOR	= 450.064 S.M.
T.B.E. ROOM REQ.:	
FOR NON-DOMESTIC (U.F.S. ≤ 2000S M)	= 0 - 10 S.M.

FOR DOMESTIC

ZONE '1'	1	2	3	4	5	6
NO. OF UNITS						
GRD. FLOOR	39	66	90	82	37	38
1ST FLOOR	42	70	88	88	42	42
2ND FLOOR	44	72	98	88	44	44
TOTAL	125	207	284	256	123	125
100<N<250	100<N<250	250<N<500	250<N<500	100<N<250	100<N<250	
T.B.E. ROOM REQ.	24-31 S.M.	24-31 S.M.	29-37 S.M.	29-37 S.M.	24-31 S.M.	24-31 S.M.
T.B.E. ROOM PRO.	29.836 S.M.	29.836 S.M.	29.836 S.M.	29.836 S.M.	29.836 S.M.	29.836 S.M.



Notes:

FOR FIRE SERVICES DEPT.

No.	Date	Description	Initial

Revision:

DESIGN AND BUILD CONTRACTOR:

CHEVALIER 中國鐵建

ARCHITECT:

ALKF+ ANDREW LEE KING FUN & ASSOCIATES ARCHITECTS LTD.

CIVIL & STRUCTURAL ENGINEER:

Wilson & Associates Ltd. WILSON & ASSOC. LTD.

GEOTECHNICAL ENGINEER:

asia infrastructure solutions ASIA INFRASTRUCTURE SOLUTION LTD.

MIC CONSULTANT:

Wilson & Associates Ltd. WILSON & ASSOC. LTD.

BUILDING SERVICES ENGINEER:

JRP J. ROGER PRESTON LTD.

LANDSCAPE CONSULTANT:

EARTHASIA LTD.

INTERIOR & BRANDING DESIGNER:

BREAD BREAD STUDIO

ENVIRONMENTAL, BEAM CERTIFICATION, SUSTAINABILITY & ACOUSTIC CONSULTANT:

RAMBOLL RAMBOLL H.K. LTD.

PLANNING CONSULTANT:

KTA PLANNING LTD.

TRAFFIC CONSULTANT:

CKM ASIA LTD.

Name	Signed	Date
Designed	LARRY CHAN	05/09/2023
Drawn	W. MAN	05/09/2023
Checked	LARRY CHAN	05/09/2023
Approved	PHI TANG	05/09/2023

Contract No. SS M518

Project Title

DESIGN AND CONSTRUCTION OF LIGHT PUBLIC HOUSING AT YAU POK ROAD, YUEN LONG, AT TUEN MUN AREA 3A AND AT CHOI HING ROAD, NGAU TAU KOK

AFFIDAVIT SUBMISSION

() CONSENT IS GIVEN WITHOUT CONDITIONS
 () CONSENT IS GIVEN WITH CONDITIONS
 () CONSENT NOT GRANTED

FOR AND ON BEHALF OF ARCHITECTURAL SERVICES DEPARTMENT

DATE:

ARCHITECTURAL DESIGNER SIGNATURE FOR SUBMISSION:

ZHOU RAYMOND CHUN SUM
 FOR AND ON BEHALF OF ANDREW LEE KING FUN & ASSOCIATES ARCHITECTS LTD. Date:

ARCHITECTURAL DESIGN CHECKER'S SIGNATURE FOR SUBMISSION:

YU KHUEN HO, KERNETH
 FOR AND ON BEHALF OF K&W ARCHITECTS LTD. Date:

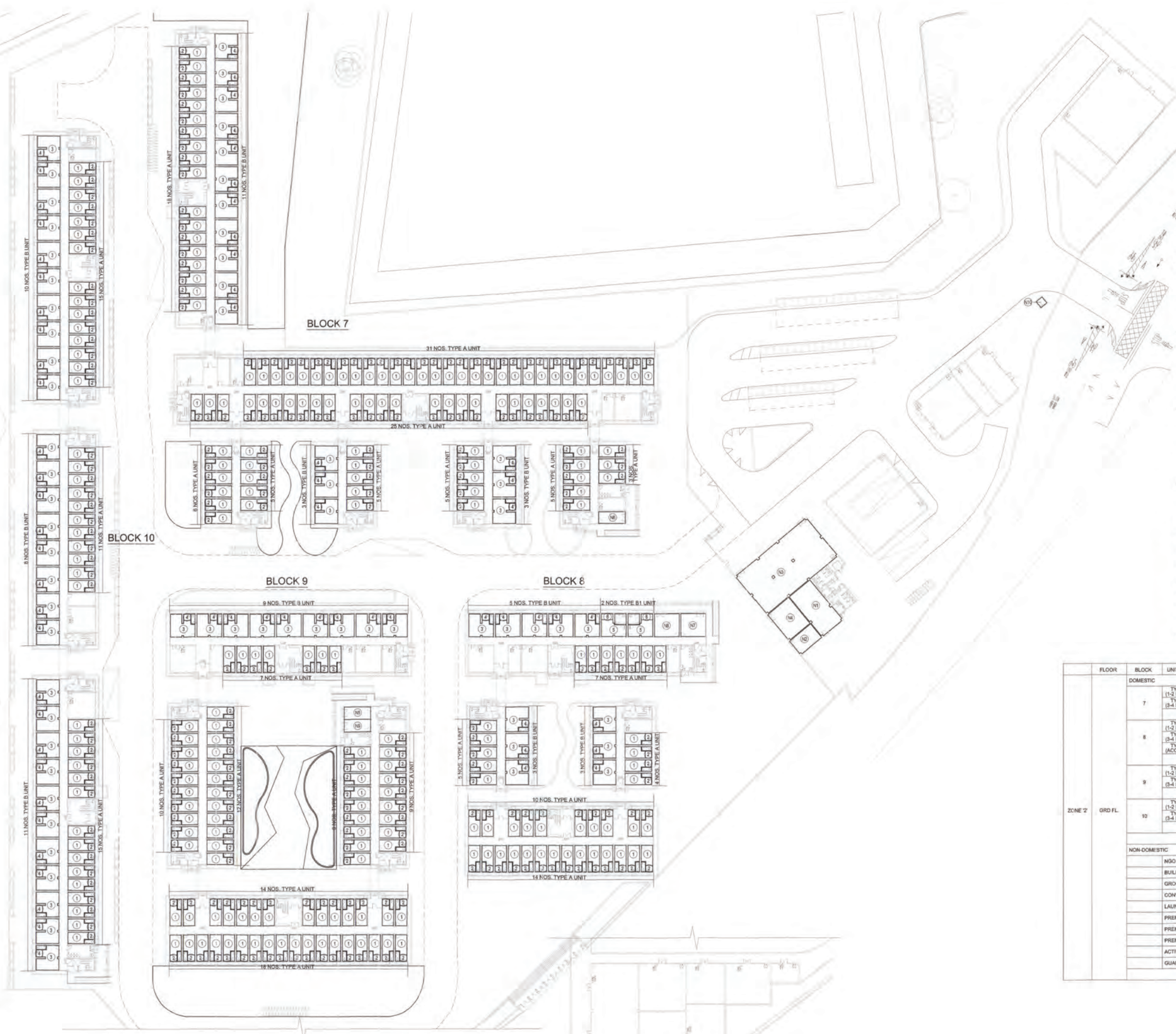
Drawing Title

U.F.A. CALCULATION (3) (AT YAU POK ROAD, YUEN LONG)

Drawing No.	Scale	Rev.
AB/8800/SC34	1:300@A2	-

Date: 05/09/2023

建築署 Architectural Services Department



(ZONE 2) GROUND FLOOR U.F.A. DIAGRAM

U.F.A. CALCULATION ZONE '2' (DOMESTIC) GROUND FLOOR

TYPE A UNIT (1-2 P. UNIT)

1 FLOOR AREA	=	9,531 S.M.
U.F.S.	=	11,505 S.M.
ADDED	=	0 S.M.
2 O KIT.	=	1,974 S.M.
TOTAL	=	11,506 S.M.

BATH ROOM

TOTAL	=	1,722 S.M.
--------------	----------	-------------------

TYPE B UNIT (3-4 P. UNIT)

3 FLOOR AREA	=	20,344 S.M.
U.F.S.	=	22,318 S.M.
ADDED	=	0 S.M.
4 O KIT.	=	1,974 S.M.
TOTAL	=	22,318 S.M.

BATH ROOM

TOTAL	=	1,722 S.M.
--------------	----------	-------------------

TYPE B1 UNIT (ACC. UNIT)

5 FLOOR AREA	=	15,592 S.M.
U.F.S.	=	18,617 S.M.
ADDED	=	0 S.M.
6 O KIT.	=	3,025 S.M.
TOTAL	=	18,617 S.M.

BATH ROOM

TOTAL	=	5,446 S.M.
--------------	----------	-------------------

U.F.A. CALCULATION ZONE '2' (NON-DOMESTIC) GROUND FLOOR

10 NGO OFFICE	=	62,105 S.M.
10 BUILDING MANAGEMENT OFFICE	=	21,338 S.M.
10 FRESH PROVISION STORE 203.210-(0.250 x 2)	=	202,710 S.M.
10 CONVENIENCE STORE	=	41,348 S.M.
10 LAUNDRY	=	14,918 S.M.
10 PREMISES FOR SOCIAL / COMMUNITY SERVICES	=	13,931 S.M.
10 PREMISES FOR SOCIAL / COMMUNITY SERVICES	=	25,762 S.M.
10 PREMISES FOR SOCIAL / COMMUNITY SERVICES	=	25,762 S.M.
10 ACTIVITY ROOM	=	14,918 S.M.
10 GUARD HOUSE	=	2,590 S.M.
TOTAL	=	425,352 S.M.

FLOOR	BLOCK	UNIT TYPE	U.F.A.	U.F.S.	NO OF UNIT	TOTAL U.F.A.	TOTAL U.F.S.	
ZONE '2'	DOMESTIC	7	TYPE A (1-2 P. UNIT)	9,531	11,505	103	961,693	1,185,015
			TYPE B (3-4 P. UNIT)	20,344	22,318	17	345,848	379,406
			TOTAL			120	1,307,541	1,564,421
		8	TYPE A (1-2 P. UNIT)	9,531	11,505	40	381,240	460,200
			TYPE B (3-4 P. UNIT)	20,344	22,318	11	223,784	245,498
			TYPE B1 (ACC. UNIT)	15,592	18,617	2	31,184	37,234
	TOTAL			53	636,208	742,932		
	9	TYPE A (1-2 P. UNIT)	9,531	11,505	79	752,949	908,395	
		TYPE B (3-4 P. UNIT)	20,344	22,318	9	183,096		
		TOTAL			88	936,045	1,108,757	
	10	TYPE A (1-2 P. UNIT)	9,531	11,505	41	390,771	471,705	
		TYPE B (3-4 P. UNIT)	20,344	22,318	29	588,976	647,222	
TOTAL				70	979,747	1,118,927		
TOTAL						3,860,541	4,536,037	
NON-DOMESTIC	NGO OFFICE					62,105	62,105	
	BUILDING MANAGEMENT OFFICE					21,338	21,338	
	GROCERY AND PROVISION STORE					202,710	202,710	
	CONVENIENCE STORE					41,348	41,348	
	LAUNDRY					14,918	14,918	
	PREMISES FOR SOCIAL / COMMUNITY SERVICES					13,931	13,931	
	PREMISES FOR SOCIAL / COMMUNITY SERVICES					25,762	25,762	
	PREMISES FOR SOCIAL / COMMUNITY SERVICES					25,762	25,762	
	ACTIVITY ROOM					14,918	14,918	
	GUARD HOUSE					2,590	2,590	
TOTAL OF ZONE 2						425,352	425,352	

FIRE SERVICE REQUIREMENTS INCORPORATED
Date: 3 JAN 2014
(LAW 22(3)(a))
Seventy Seven Office

Notes:

FOR FIRE SERVICES DEPT.

No.	Date	Description	Initial

Revision

DESIGN AND BUILD CONTRACTOR:

CHEVALIER 中国铁建

ARCHITECT: ALKF+ ANDREW LEE KING FUN & ASSOCIATES ARCHITECTS LTD.

CIVIL & STRUCTURAL ENGINEER: Wilson & Associates Ltd. WILSON & ASSOC. LTD.

GEOTECHNICAL ENGINEER: asia infrastructure solutions ASIA INFRASTRUCTURE SOLUTION LTD.

MIC CONSULTANT: Wilson & Associates Ltd. WILSON & ASSOC. LTD.

BUILDING SERVICES ENGINEER: JRP 耀信 J. ROGER PRESTON LTD.

LANDSCAPE CONSULTANT: EARTHASIA LTD.

INTERIOR & BRANDING DESIGNER: BREAD BREAD STUDIO

ENVIRONMENTAL, BEAM CERTIFICATION, SUSTAINABILITY & ACOUSTIC CONSULTANT: RAMBOLL RAMBOLL H.K. LTD.

PLANNING CONSULTANT: KTA PLANNING LTD.

TRAFFIC CONSULTANT: CKM ASIA LTD.

Name	Signed	Date
Designed	LARRY CHAN	05/09/2023
Drawn	W. MAN	05/09/2023
Checked	LARRY CHAN	05/09/2023
Approved	PM TANG	05/09/2023

Contract No. SS M518

Project Title: DESIGN AND CONSTRUCTION OF LIGHT PUBLIC HOUSING AT YAU POK ROAD, YUEN LONG, AT TUEN MUN AREA 3A AND AT CHOI HING ROAD, NGAU TAU KOK

AP/ODA SUBMISSION
 CONSENT IS GIVEN WITHOUT CONDITIONS
 CONSENT IS GIVEN WITH CONDITIONS
 CONSENT NOT GRANTED
 FOR AND ON BEHALF OF ARCHITECTURAL SERVICES DEPARTMENT
 DATE: _____

ARCHITECTURAL DESIGNER'S SIGNATURE FOR SUBMISSION:
 ZHOU RAYMOND CHUN SUM FOR AND ON BEHALF OF ANDREW LEE KING FUN & ASSOCIATES ARCHITECTS LTD. Date: _____

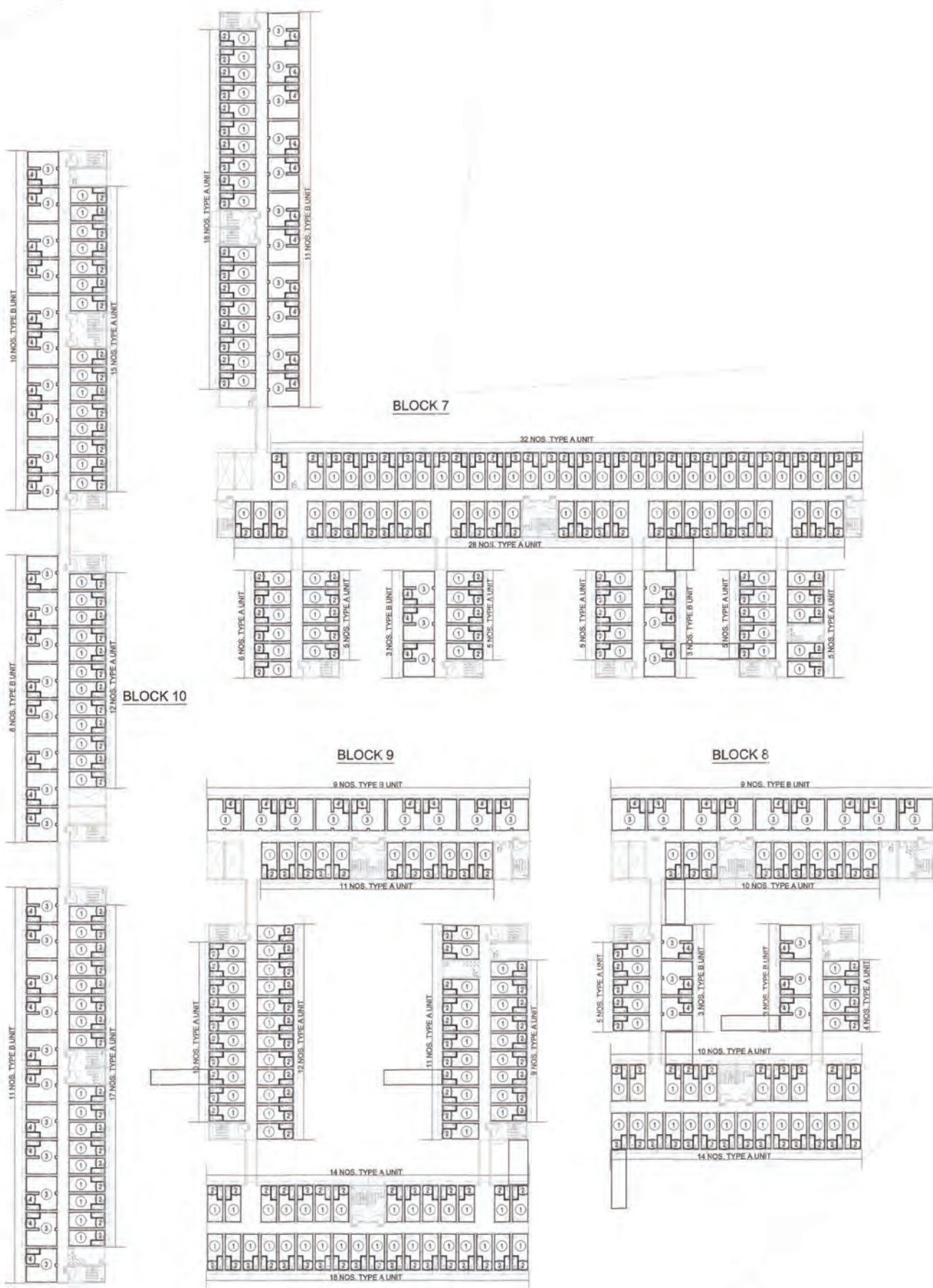
ARCHITECTURAL DESIGN CHECKER'S SIGNATURE FOR SUBMISSION:
 YU KHUN HO, KENNETH FOR AND ON BEHALF OF K&W ARCHITECTS LTD. Date: _____

Drawing Title: U.F.A. CALCULATION (4) (AT YAU POK ROAD, YUEN LONG)

Drawing No.	Scale	Rev.
AB/8800/SC35	1:300@A0	-

Date: 05/09/2023

建築署 Architectural Services Department



(ZONE 2) 1ST FLOOR U.F.A. DIAGRAM

**U.F.A. CALCULATION
ZONE '2' (DOMESTIC)
1ST FLOOR**

TYPE A UNIT (1-2 P. UNIT)

U.F.A.	
① FLOOR AREA	= 8.531 S.M.
U.F.S.	
ADDED	
② O. KIT.	= 1.974 S.M.
TOTAL	= 11.505 S.M.

TYPE B UNIT (3-4 P. UNIT)

U.F.A.	
③ FLOOR AREA	= 20.344 S.M.
U.F.S.	
ADDED	
④ O. KIT.	= 1.974 S.M.
TOTAL	= 22.318 S.M.

BATH ROOM

	= 1.722 S.M.
--	--------------

FLOOR	BLOCK	UNIT TYPE	U.F.A.	U.F.S.	NO OF UNIT	TOTAL U.F.A.	TOTAL U.F.S.	
ZONE '2'	1ST FL.	DOMESTIC						
		7	TYPE A (1-2 P. UNIT)	8.531	11.505	109	1038.879	1254.045
			TYPE B (3-4 P. UNIT)	20.344	22.318	17	345.848	379.406
			TOTAL			126	1384.727	1633.451
		9	TYPE A (1-2 P. UNIT)	8.531	11.505	43	409.833	494.715
			TYPE B (3-4 P. UNIT)	20.344	22.318	15	305.160	334.770
		TOTAL			58	714.993	829.485	
	10	TYPE A (1-2 P. UNIT)	8.531	11.505	85	810.135	977.925	
		TYPE B (3-4 P. UNIT)	20.344	22.318	3	183.096	200.862	
		TOTAL			88	993.231	1178.787	
			TYPE A (1-2 P. UNIT)	8.531	11.505	44	419.364	506.220
			TYPE B (3-4 P. UNIT)	20.344	22.318	29	589.970	647.222
		TOTAL			73	1009.340	1153.442	
		TOTAL				4102.291	4795.165	

Fire SERVICES REQUIRED
MENTS INCORPORATED
Dw - 1/200 1/18
(L.N./K.A. 18/18)
Senior Structural Officer

Notes:

FOR FIRE SERVICES DEPT.

No.	Date	Description	Initial

Revision

DESIGN AND BUILD CONTRACTOR:

CHEVALIER 中国铁建

ARCHITECT: **ALKF+**
ANDREW LEE KING FUN & ASSOCIATES ARCHITECTS LTD.

CIVIL & STRUCTURAL ENGINEER:
Wilson & Associates Ltd
Leading Engineers, Planners, Architects

WILSON & ASSOC. LTD.

GEOTECHNICAL ENGINEER: asia infrastructure solutions

ASIA INFRASTRUCTURE SOLUTION LTD.

MIC CONSULTANT:
Wilson & Associates Ltd
Leading Engineers, Planners, Architects

WILSON & ASSOC. LTD.

BUILDING SERVICES ENGINEER:
 JRP 建信 J. ROGER PRESTON LTD.

LANDSCAPE CONSULTANT:
 EARTHASIA LTD.

INTERIOR & BRANDING DESIGNER:
BREAD BREAD STUDIO

ENVIRONMENTAL, BEAM CERTIFICATION, SUSTAINABILITY & ACOUSTIC CONSULTANT:
 RAMBOLL H.K. LTD.

PLANNING CONSULTANT:
 KTA PLANNING LTD.

TRAFFIC CONSULTANT:
 CKM ASIA LTD.

Name	Signed	Date
Designed	LARRY CHAN	05/08/2023
Drawn	W. MAN	05/08/2023
Checked	LARRY CHAN	05/08/2023
Approved	PM TANG	05/08/2023

Contract No. SS M518

Project Title
DESIGN AND CONSTRUCTION OF LIGHT PUBLIC HOUSING AT YAU POK ROAD, YUEN LONG, AT TUEN MUN AREA 3A AND AT CHOI HING ROAD, NGAU TAU KOK

AP/ODA SUBMISSION
() CONSENT IS GIVEN WITHOUT CONDITIONS
() CONSENT IS GIVEN WITH CONDITIONS
() CONSENT NOT GRANTED
FOR AND ON BEHALF OF ARCHITECTURAL SERVICES DEPARTMENT
DATE: _____

ARCHITECTURAL DESIGNER'S SIGNATURE FOR SUBMISSION:

ZHOUI RAYMOND CHUN SUM
FOR AND ON BEHALF OF ANDREW LEE KING FUN & ASSOCIATES ARCHITECTS LTD. Date: _____

ARCHITECTURAL DESIGN CHECKER'S SIGNATURE FOR SUBMISSION:

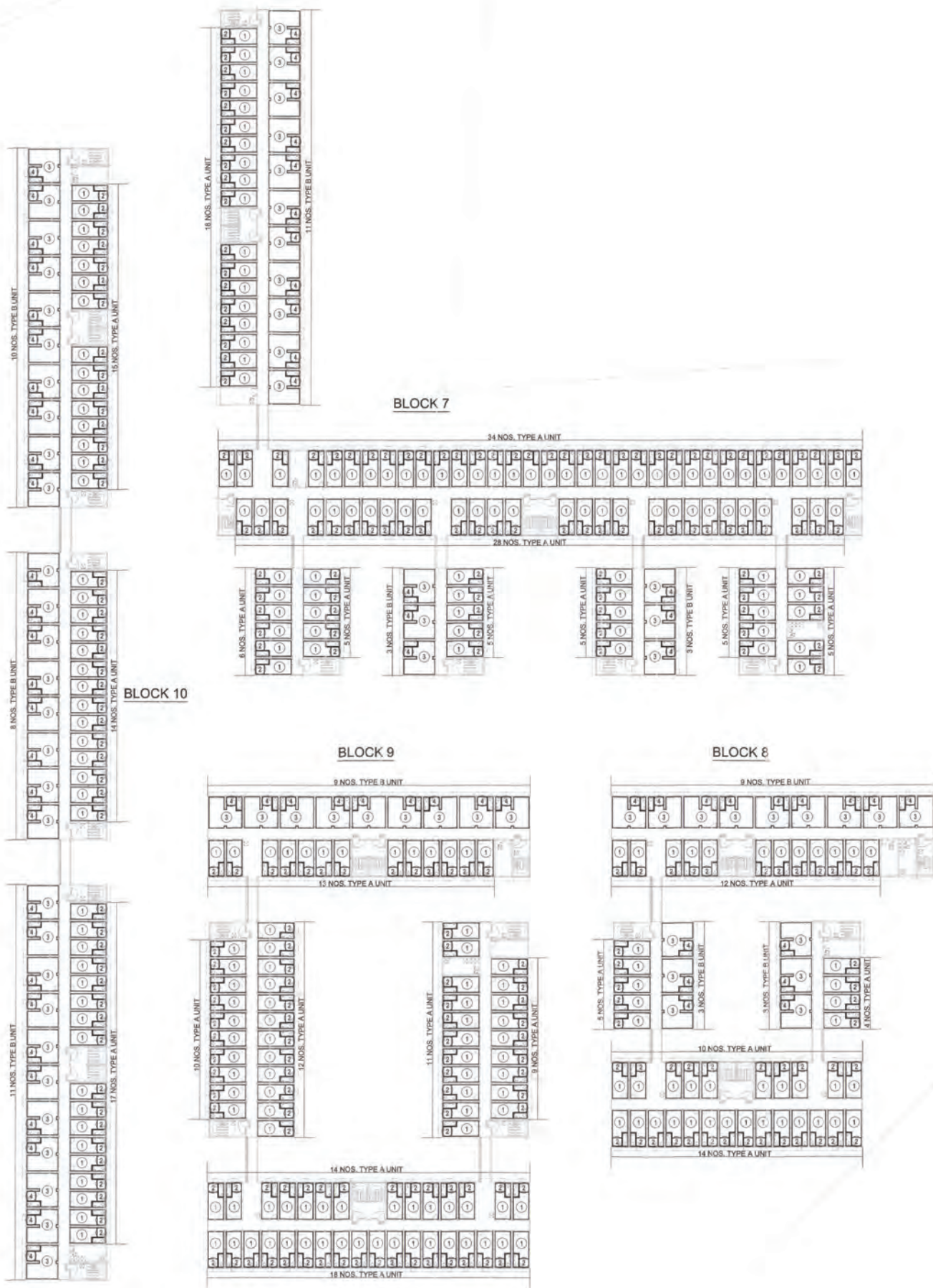
YU KWUN HO, KENNETH
FOR AND ON BEHALF OF K&W ARCHITECTS LTD. Date: _____

Drawing Title
U.F.A. CALCULATION (5)
(AT YAU POK ROAD, YUEN LONG)

Drawing No.	Scale	Rev.
AB/8800/SC36	1:300@A0	-

Date: 05/08/2023

建築署
Architectural Services Department



(ZONE 2) 2ND FLOOR U.F.A. DIAGRAM

**U.F.A. CALCULATION
ZONE '2' (DOMESTIC)
2ND FLOOR**

TYPE A UNIT (1-2 P. UNIT)

U.F.A.	=	9,531 S.M.
① FLOOR AREA	=	9,531 S.M.
U.F.S.	=	1,974 S.M.
ADDED	=	1,974 S.M.
② O. KIT.	=	1,974 S.M.
BATH ROOM	TOTAL =	11,505 S.M.

TYPE B UNIT (3-4 P. UNIT)

U.F.A.	=	20,344 S.M.
③ FLOOR AREA	=	20,344 S.M.
U.F.S.	=	1,974 S.M.
ADDED	=	1,974 S.M.
④ O. KIT.	=	1,974 S.M.
BATH ROOM	TOTAL =	22,318 S.M.

FLOOR	BLOCK	UNIT TYPE	U.F.A.	U.F.S.	NO OF UNIT	TOTAL U.F.A.	TOTAL U.F.S.	
DOMESTIC								
ZONE '2'	2ND FL.	7	TYPE A (1-2 P. UNIT)	9,531	11,505	111	1,057,941	1,277,055
		7	TYPE B (3-4 P. UNIT)	20,344	22,318	17	345,848	379,408
					TOTAL	128	1,403,789	1,656,463
		8	TYPE A (1-2 P. UNIT)	9,531	11,505	45	428,895	517,725
			TYPE B (3-4 P. UNIT)	20,344	22,318	15	305,180	334,770
						TOTAL	60	734,075
9	TYPE A (1-2 P. UNIT)	9,531	11,505	87	829,197	1,000,935		
	TYPE B (3-4 P. UNIT)	20,344	22,318	9	183,096	200,862		
				TOTAL	96	1,012,293	1,201,797	
10	TYPE A (1-2 P. UNIT)	9,531	11,505	46	438,426	529,230		
	TYPE B (3-4 P. UNIT)	20,344	22,318	29	589,976	647,222		
				TOTAL	75	1,028,402	1,176,452	
						TOTAL	4178,539	4987,205

**ZONE '2'
REFUSE STORAGE & MATERIAL
RECOVERY CHAMBER CALCULATION**



ZONE '2'
FOR NON-DOMESTIC

TOTAL U.F.S. OF NON-DOMESTIC
GRD. FLOOR = 425,352 S.M.

FOR DOMESTIC

TOTAL U.F.S. OF NON-DOMESTIC
GRD. FLOOR = 4536,037 S.M.
1ST FLOOR = 4795,165 S.M.
2ND FLOOR = 4887,205 S.M.
TOTAL = 14218,407 S.M.

REFUSE CHAMBER AREA REQ.
425,352 / 525 = 14218,407 / 347 = 41,435 S.M.

REFUSE CHAMBER AREA PRO.
① REFUSE COLLECTION POINT = 158,035 S.M.

TOTAL = 158,035 S.M. > 41,435 S.M.

**T.B.E. ROOM CALCULATION
FOR NON-DOMESTIC
ZONE '2'**

TOTAL U.F.S. OF NON-DOMESTIC
GRD. FLOOR = 425,352 S.M.

T.B.E. ROOM REQ. FOR NON-DOMESTIC (U.F.S. < 2000S.M.) = 0-10 S.M.

FOR DOMESTIC

ZONE '2'	7	8	9	10
NO. OF UNITS				
GRD. FLOOR	120	53	88	70
1ST FLOOR	128	58	94	73
2ND FLOOR	128	60	96	75
TOTAL	374	171	278	218
250'N-500' 100'N-250' 250'N-500' 100'N-250'				
T.B.E. ROOM REQ.	29-37 S.M.	24-31 S.M.	29-37 S.M.	24-31 S.M.
T.B.E. ROOM PRO.	29,836 S.M.	29,836 S.M.	29,836 S.M.	29,836 S.M.

FOR FIRE SERVICES DEPT.

No.	Date	Description	Initial

Revision:

DESIGN AND BUILD CONTRACTOR:

CHEVALIER 中国铁建

ARCHITECT: ALKF+ ANDREW LEE KING FUNG & ASSOCIATES ARCHITECTS LTD.

CIVIL & STRUCTURAL ENGINEER: Wilson & Associates Ltd.

WILSON & ASSOC. LTD.

GEOTECHNICAL ENGINEER: Asia Infrastructure Solutions

ASIA INFRASTRUCTURE SOLUTION LTD.

M/C CONSULTANT: Wilson & Associates Ltd.

WILSON & ASSOC. LTD.

BUILDING SERVICES ENGINEER: JRP J. ROGER PRESTON LTD.

LANDSCAPE CONSULTANT: EARTHASIA LTD.

INTERIOR & BRANDING DESIGNER: BREAD BREAD STUDIO

ENVIRONMENTAL, BEAM CERTIFICATION, SUSTAINABILITY & ACOUSTIC CONSULTANT: RAMEBOLL RAMEBOLL H.K. LTD.

PLANNING CONSULTANT: KTA PLANNING LTD.

TRAFFIC CONSULTANT: CKM ASIA LTD.

Name	Signed	Date
Designed	LARRY CHAN	05/09/2023
Drawn	W. MAN	05/09/2023
Checked	LARRY CHAN	05/09/2023
Approved	PM TANG	06/09/2023

Contract No. SS M518

Project Title: DESIGN AND CONSTRUCTION OF LIGHT PUBLIC HOUSING AT YAU POK ROAD, YUEN LONG, AT TUEN MUN AREA 3A AND AT CHOI HING ROAD, NGAU TAU KOK

AP/ODA SUBMISSION
(CONSENT IS GIVEN WITHOUT CONDITIONS)
(CONSENT IS GIVEN WITH CONDITIONS)
(CONSENT NOT GRANTED)

FOR AND ON BEHALF OF ARCHITECTURAL SERVICES DEPARTMENT

DATE:

ARCHITECTURAL DESIGNER'S SIGNATURE FOR SUBMISSION:

ZHOU RAYMOND CHUN SUM FOR AND ON BEHALF OF ANDREW LEE KING FUNG & ASSOCIATES ARCHITECTS LTD. Date:

ARCHITECTURAL DESIGN CHECKER'S SIGNATURE FOR SUBMISSION:

YU KWUN HO, KENNETH FOR AND ON BEHALF OF K&W ARCHITECTS LTD. Date:

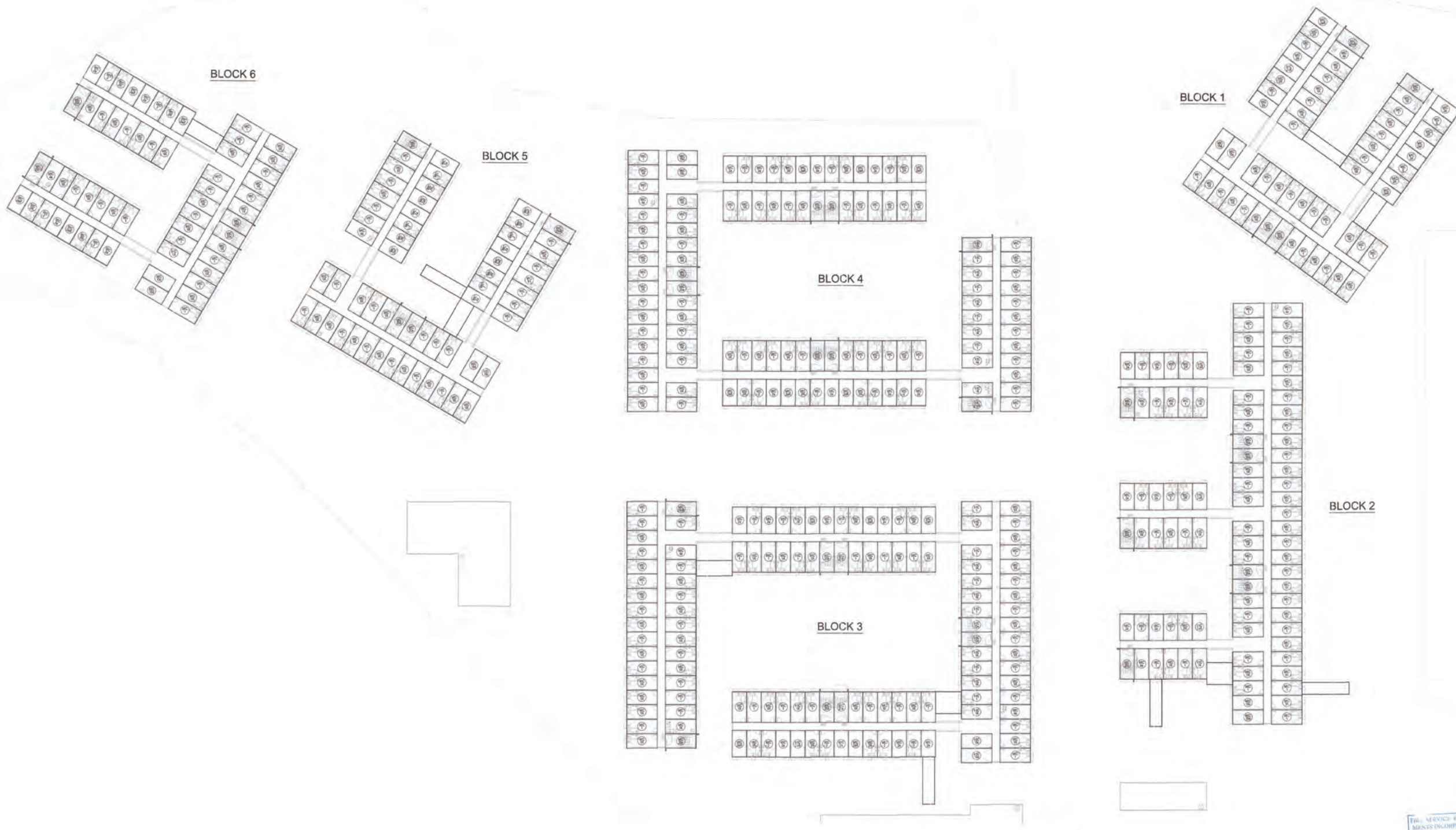
Drawing Title: U.F.A. CALCULATION (6) (AT YAU POK ROAD, YUEN LONG)

Drawing No. AB/6800/SC37 Scale 1:300@A0 Rev. -

Date: 05/09/2023

建築署 Architectural Services Department

FOR FIRE SERVICES DEPT.
Date: 30/09/2023
Signature: [Signature]



(ZONE 1) 1ST FLOOR MIC DIAGRAM

**MIC AREA CALCULATION
ZONE '1'
BLOCK 1 (DOMESTIC)
1ST FLOOR**

TOTAL NOS. OF MIC UNIT = 58 NOS.
TOTAL NOS. OF MIC TYPE = 14 NOS.

(MIC TYPE: MIC1, MIC1R, MIC2, MIC2R, MIC2a, MIC2aR, MIC4a, MIC19, MIC19a, MIC19a, MIC20a, MIC20aR, MIC20a)

Mic AREA (Mic TYPE: MIC1)	16.716 x 17 NOS. = 284.172 S.M.
Mic AREA (Mic TYPE: MIC1R)	16.716 x 30 NOS. = 501.480 S.M.
Mic AREA (Mic TYPE: MIC2)	14.560 x 4 NOS. = 58.240 S.M.
Mic AREA (Mic TYPE: MIC2R)	14.560 x 4 NOS. = 58.240 S.M.
Mic AREA (Mic TYPE: MIC2a)	14.560 x 4 NOS. = 58.240 S.M.
Mic AREA (Mic TYPE: MIC2aR)	14.560 x 4 NOS. = 58.240 S.M.
Mic AREA (Mic TYPE: MIC4a)	16.716 x 1 NOS. = 16.716 S.M.
Mic AREA (Mic TYPE: MIC18)	16.716 x 1 NOS. = 16.716 S.M.
Mic AREA (Mic TYPE: MIC19a)	16.716 x 1 NOS. = 16.716 S.M.
Mic AREA (Mic TYPE: MIC19b)	16.716 x 1 NOS. = 16.716 S.M.
Mic AREA (Mic TYPE: MIC20a)	16.716 x 1 NOS. = 16.866 S.M.
Mic AREA (Mic TYPE: MIC20aR)	16.716 x 1 NOS. = 16.866 S.M.
Mic AREA (Mic TYPE: MIC20b)	16.716 x 1 NOS. = 16.791 S.M.
Mic AREA (Mic TYPE: MIC20bR)	16.716 x 1 NOS. = 16.791 S.M.
TOTAL	935.482 S.M.

**BLOCK 2 (DOMESTIC)
1ST FLOOR**

TOTAL NOS. OF MIC UNIT = 91 NOS.
TOTAL NOS. OF MIC TYPE = 13 NOS.

(MIC TYPE: MIC1, MIC1R, MIC2, MIC2R, MIC2a, MIC2aR, MIC4a, MIC19, MIC19a, MIC19a, MIC20a, MIC20aR, MIC20a)

Mic AREA (Mic TYPE: MIC1)	16.716 x 31 NOS. = 518.196 S.M.
Mic AREA (Mic TYPE: MIC1R)	16.716 x 30 NOS. = 501.480 S.M.
Mic AREA (Mic TYPE: MIC2)	14.560 x 6 NOS. = 87.360 S.M.
Mic AREA (Mic TYPE: MIC2R)	14.560 x 6 NOS. = 87.360 S.M.
Mic AREA (Mic TYPE: MIC2a)	14.560 x 6 NOS. = 87.360 S.M.
Mic AREA (Mic TYPE: MIC2aR)	14.560 x 6 NOS. = 87.360 S.M.
Mic AREA (Mic TYPE: MIC4a)	16.716 x 2 NOS. = 33.432 S.M.
Mic AREA (Mic TYPE: MIC18)	16.716 x 1 NOS. = 16.716 S.M.
Mic AREA (Mic TYPE: MIC19a)	16.716 x 1 NOS. = 16.716 S.M.
Mic AREA (Mic TYPE: MIC19b)	16.716 x 1 NOS. = 16.716 S.M.
Mic AREA (Mic TYPE: MIC20a)	16.716 x 3 NOS. = 50.199 S.M.
Mic AREA (Mic TYPE: MIC20aR)	16.716 x 3 NOS. = 50.199 S.M.
Mic AREA (Mic TYPE: MIC20b)	16.716 x 2 NOS. = 33.582 S.M.
Mic AREA (Mic TYPE: MIC20bR)	16.716 x 2 NOS. = 33.582 S.M.
TOTAL	1483.098 S.M.

**BLOCK 3 (DOMESTIC)
1ST FLOOR**

TOTAL NOS. OF MIC UNIT = 123 NOS.
TOTAL NOS. OF MIC TYPE = 14 NOS.

(MIC TYPE: MIC1, MIC1R, MIC2, MIC2R, MIC2a, MIC2aR, MIC4a, MIC19, MIC19a, MIC19a, MIC20a, MIC20aR, MIC20a)

Mic AREA (Mic TYPE: MIC1)	16.716 x 43 NOS. = 718.788 S.M.
Mic AREA (Mic TYPE: MIC1R)	16.716 x 39 NOS. = 651.924 S.M.
Mic AREA (Mic TYPE: MIC2)	14.560 x 8 NOS. = 116.480 S.M.
Mic AREA (Mic TYPE: MIC2R)	14.560 x 8 NOS. = 116.480 S.M.
Mic AREA (Mic TYPE: MIC2a)	14.560 x 8 NOS. = 116.480 S.M.
Mic AREA (Mic TYPE: MIC2aR)	14.560 x 8 NOS. = 116.480 S.M.
Mic AREA (Mic TYPE: MIC4a)	16.716 x 2 NOS. = 33.432 S.M.
Mic AREA (Mic TYPE: MIC18)	16.716 x 1 NOS. = 16.716 S.M.
Mic AREA (Mic TYPE: MIC19a)	16.716 x 1 NOS. = 16.716 S.M.
Mic AREA (Mic TYPE: MIC19b)	16.716 x 1 NOS. = 16.716 S.M.
Mic AREA (Mic TYPE: MIC20a)	16.716 x 3 NOS. = 50.373 S.M.
Mic AREA (Mic TYPE: MIC20aR)	16.716 x 3 NOS. = 50.373 S.M.
Mic AREA (Mic TYPE: MIC20b)	16.716 x 3 NOS. = 50.373 S.M.
Mic AREA (Mic TYPE: MIC20bR)	16.716 x 3 NOS. = 50.373 S.M.
TOTAL	1996.450 S.M.

**BLOCK 4 (DOMESTIC)
1ST FLOOR**

TOTAL NOS. OF MIC UNIT = 113 NOS.
TOTAL NOS. OF MIC TYPE = 14 NOS.

(MIC TYPE: MIC1, MIC1R, MIC2, MIC2R, MIC2a, MIC2aR, MIC4a, MIC19, MIC19a, MIC19a, MIC20a, MIC20aR, MIC20a)

Mic AREA (Mic TYPE: MIC1)	16.716 x 38 NOS. = 635.208 S.M.
Mic AREA (Mic TYPE: MIC1R)	16.716 x 34 NOS. = 568.544 S.M.
Mic AREA (Mic TYPE: MIC2)	14.560 x 8 NOS. = 116.480 S.M.
Mic AREA (Mic TYPE: MIC2R)	14.560 x 8 NOS. = 116.480 S.M.
Mic AREA (Mic TYPE: MIC2a)	14.560 x 8 NOS. = 116.480 S.M.
Mic AREA (Mic TYPE: MIC2aR)	14.560 x 8 NOS. = 116.480 S.M.
Mic AREA (Mic TYPE: MIC4a)	16.716 x 2 NOS. = 33.432 S.M.
Mic AREA (Mic TYPE: MIC18)	16.716 x 1 NOS. = 16.716 S.M.
Mic AREA (Mic TYPE: MIC19a)	16.716 x 1 NOS. = 16.716 S.M.
Mic AREA (Mic TYPE: MIC19b)	16.716 x 1 NOS. = 16.716 S.M.
Mic AREA (Mic TYPE: MIC20a)	16.866 x 1 NOS. = 16.866 S.M.
Mic AREA (Mic TYPE: MIC20aR)	16.866 x 1 NOS. = 16.866 S.M.
Mic AREA (Mic TYPE: MIC20b)	16.791 x 3 NOS. = 50.373 S.M.
Mic AREA (Mic TYPE: MIC20bR)	16.791 x 3 NOS. = 50.373 S.M.
TOTAL	1829.290 S.M.

**BLOCK 5 (DOMESTIC)
1ST FLOOR**

TOTAL NOS. OF MIC UNIT = 88 NOS.
TOTAL NOS. OF MIC TYPE = 14 NOS.

(MIC TYPE: MIC1, MIC1R, MIC2, MIC2R, MIC2a, MIC2aR, MIC4a, MIC19, MIC19a, MIC19a, MIC20a, MIC20aR, MIC20a)

Mic AREA (Mic TYPE: MIC1)	16.716 x 20 NOS. = 334.320 S.M.
Mic AREA (Mic TYPE: MIC1R)	16.716 x 14 NOS. = 234.024 S.M.
Mic AREA (Mic TYPE: MIC2)	14.560 x 4 NOS. = 58.240 S.M.
Mic AREA (Mic TYPE: MIC2R)	14.560 x 4 NOS. = 58.240 S.M.
Mic AREA (Mic TYPE: MIC2a)	14.560 x 4 NOS. = 58.240 S.M.
Mic AREA (Mic TYPE: MIC2aR)	14.560 x 4 NOS. = 58.240 S.M.
Mic AREA (Mic TYPE: MIC4a)	16.716 x 1 NOS. = 16.716 S.M.
Mic AREA (Mic TYPE: MIC18)	16.716 x 1 NOS. = 16.716 S.M.
Mic AREA (Mic TYPE: MIC19a)	16.716 x 1 NOS. = 16.716 S.M.
Mic AREA (Mic TYPE: MIC19b)	16.716 x 1 NOS. = 16.716 S.M.
Mic AREA (Mic TYPE: MIC20a)	16.866 x 1 NOS. = 16.866 S.M.
Mic AREA (Mic TYPE: MIC20aR)	16.866 x 1 NOS. = 16.866 S.M.
Mic AREA (Mic TYPE: MIC20b)	16.791 x 1 NOS. = 16.791 S.M.
Mic AREA (Mic TYPE: MIC20bR)	16.791 x 1 NOS. = 16.791 S.M.
TOTAL	935.482 S.M.

**BLOCK 6 (DOMESTIC)
1ST FLOOR**

TOTAL NOS. OF MIC UNIT = 58 NOS.
TOTAL NOS. OF MIC TYPE = 14 NOS.

(MIC TYPE: MIC1, MIC1R, MIC2, MIC2R, MIC2a, MIC2aR, MIC4a, MIC19, MIC19a, MIC19a, MIC20a, MIC20aR, MIC20a)

Mic AREA (Mic TYPE: MIC1)	16.716 x 17 NOS. = 284.172 S.M.
Mic AREA (Mic TYPE: MIC1R)	16.716 x 30 NOS. = 501.480 S.M.
Mic AREA (Mic TYPE: MIC2)	14.560 x 4 NOS. = 58.240 S.M.
Mic AREA (Mic TYPE: MIC2R)	14.560 x 4 NOS. = 58.240 S.M.
Mic AREA (Mic TYPE: MIC2a)	14.560 x 4 NOS. = 58.240 S.M.
Mic AREA (Mic TYPE: MIC2aR)	14.560 x 4 NOS. = 58.240 S.M.
Mic AREA (Mic TYPE: MIC4a)	16.716 x 1 NOS. = 16.716 S.M.
Mic AREA (Mic TYPE: MIC18)	16.716 x 1 NOS. = 16.716 S.M.
Mic AREA (Mic TYPE: MIC19a)	16.716 x 1 NOS. = 16.716 S.M.
Mic AREA (Mic TYPE: MIC19b)	16.716 x 1 NOS. = 16.716 S.M.
Mic AREA (Mic TYPE: MIC20a)	16.866 x 1 NOS. = 16.866 S.M.
Mic AREA (Mic TYPE: MIC20aR)	16.866 x 1 NOS. = 16.866 S.M.
Mic AREA (Mic TYPE: MIC20b)	16.791 x 1 NOS. = 16.791 S.M.
Mic AREA (Mic TYPE: MIC20bR)	16.791 x 1 NOS. = 16.791 S.M.
TOTAL	935.482 S.M.

THIS SERVICE REQUIREMENT IS INCORPORATED!
Date: 05/09/2023
Signature: [Signature]

Notes:

FOR FIRE SERVICES DEPT.

No.	Date	Description	Initial

Revision

DESIGN AND BUILD CONTRACTOR:

CHEVALIER 中国铁建

ARCHITECT:

ALKF+ ANDREW LEE KING FUN & ASSOCIATES ARCHITECTS LTD.

CIVIL & STRUCTURAL ENGINEER:

Wilson & Associates Ltd.

WILSON & ASSOC. LTD.

GEOTECHNICAL ENGINEER:

asia infrastructure solutions

ASIA INFRASTRUCTURE SOLUTION LTD.

MIC CONSULTANT:

Wilson & Associates Ltd.

WILSON & ASSOC. LTD.

BUILDING SERVICES ENGINEER:

JRP 建信 J. ROGER PRESTON LTD.

LANDSCAPE CONSULTANT:

EARTHASIA LTD.

INTERIOR & BRANDING DESIGNER:

BREAD BREAD STUDIO

ENVIRONMENTAL, BEAM CERTIFICATION, SUSTAINABILITY & ACOUSTIC CONSULTANT:

RAMBOLL RAMBOLL H.K. LTD.

PLANNING CONSULTANT:

KTA PLANNING LTD.

TRAFFIC CONSULTANT:

CKM ASIA LTD.

Name	Signed	Date
Designed	LARRY CHAN	05/09/2023
Drawn	W. MAN	05/09/2023
Checked	LARRY CHAN	05/09/2023
Approved	PHI TANG	05/09/2023

Contract No. SS M518

Project Title

DESIGN AND CONSTRUCTION OF LIGHT PUBLIC HOUSING AT YAU POK ROAD, YUEN LONG, AT TUEN MUN AREA 3A AND AT CHOI HING ROAD, NGAU TAU KOK

AFIDDA SUBMISSION
 CONSENT IS GIVEN WITHOUT CONDITIONS
 CONSENT IS GIVEN WITH CONDITIONS
 CONSENT NOT GRANTED

FOR AND ON BEHALF OF ARCHITECTURAL SERVICES DEPARTMENT

DATE:

ARCHITECTURAL DESIGNER'S SIGNATURE FOR SUBMISSION:

ZHOU RAYMOND CHUN SUM FOR AND ON BEHALF OF ANDREW LEE KING FUN & ASSOCIATES ARCHITECTS LTD. Date:

ARCHITECTURAL DESIGN CHECKER'S SIGNATURE FOR SUBMISSION:

YU KWUN HO, KENNETH FOR AND ON BEHALF OF KAW ARCHITECTS LTD. Date:

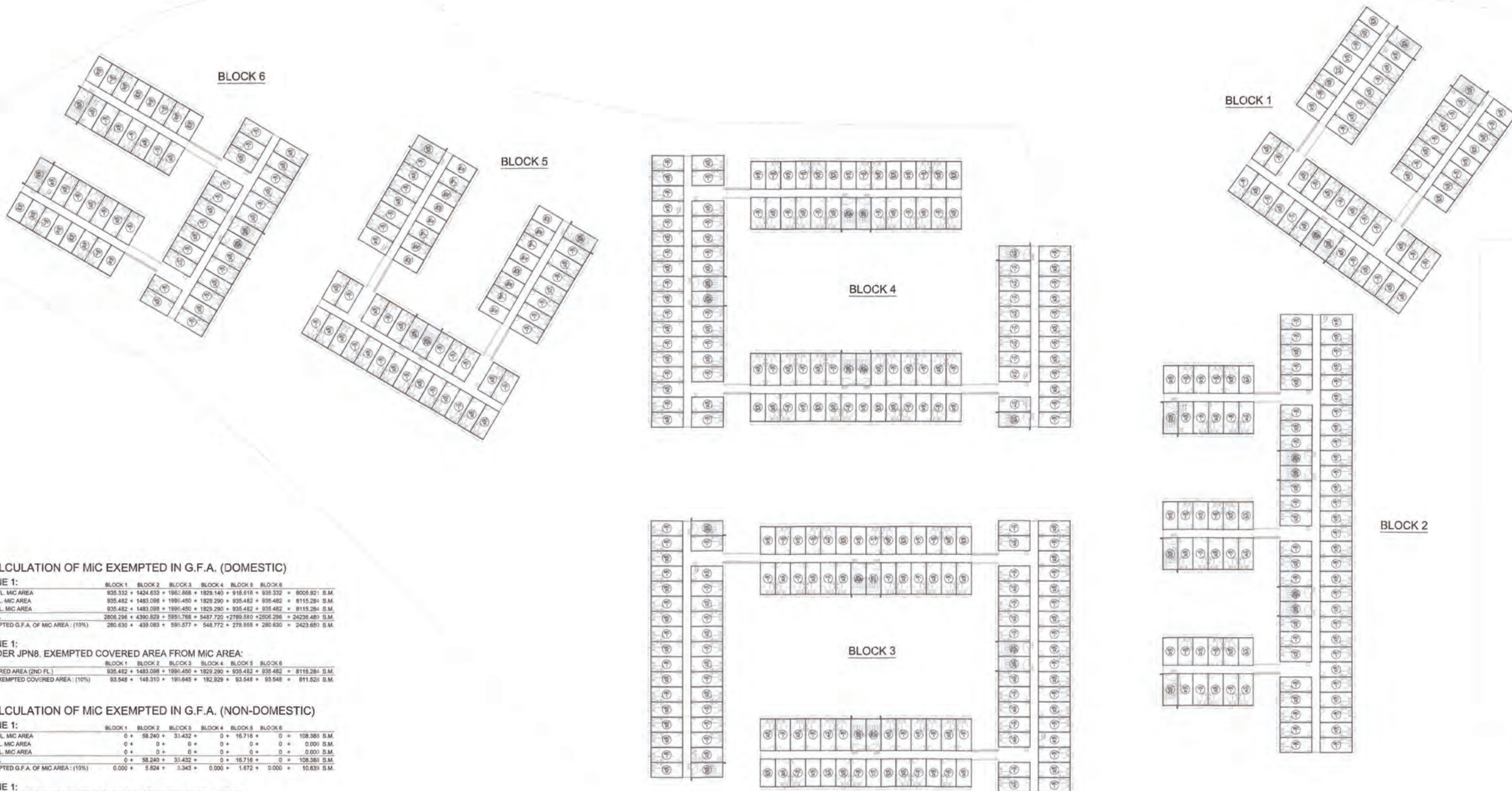
Drawing Title

MIC CALCULATION (2)
(AT YAU POK ROAD, YUEN LONG)

Drawing No. AB/8800/SC39 Scale 1:300@A0 Rev. -

Date: 05/09/2023

建築署 Architectural Services Department



CALCULATION OF MIC EXEMPTED IN G.F.A. (DOMESTIC)

ZONE 1:

	BLOCK 1	BLOCK 2	BLOCK 3	BLOCK 4	BLOCK 5	BLOCK 6
G.R.O. FL. MIC AREA	935,332	+ 1424,633	+ 1961,866	+ 1929,140	+ 918,015	+ 935,332
1ST FL. MIC AREA	935,482	+ 1483,098	+ 1991,450	+ 1929,290	+ 935,482	+ 935,482
2ND FL. MIC AREA	935,482	+ 1483,098	+ 1991,450	+ 1929,290	+ 935,482	+ 935,482
TOTAL	2806,296	+ 4390,829	+ 5951,766	+ 5487,720	+ 2789,580	+ 2806,296
EXEMPTED G.F.A. OF MIC AREA: (10%)	280,630	+ 439,083	+ 595,177	+ 548,772	+ 278,958	+ 280,630

ZONE 1: UNDER JPN8, EXEMPTED COVERED AREA FROM MIC AREA:

	BLOCK 1	BLOCK 2	BLOCK 3	BLOCK 4	BLOCK 5	BLOCK 6
COVERED AREA (2ND FL.)	935,482	+ 1483,098	+ 1991,450	+ 1929,290	+ 935,482	+ 935,482
MIC EXEMPTED COVERED AREA: (10%)	93,548	+ 148,310	+ 199,145	+ 192,929	+ 93,548	+ 93,548

CALCULATION OF MIC EXEMPTED IN G.F.A. (NON-DOMESTIC)

ZONE 1:

	BLOCK 1	BLOCK 2	BLOCK 3	BLOCK 4	BLOCK 5	BLOCK 6
G.R.O. FL. MIC AREA	0	+ 58,240	+ 33,432	0	+ 16,716	0
1ST FL. MIC AREA	0	+ 0	0	0	0	0
2ND FL. MIC AREA	0	+ 0	0	0	0	0
TOTAL	0	+ 58,240	+ 33,432	0	+ 16,716	0
EXEMPTED G.F.A. OF MIC AREA: (10%)	0.000	+ 5,824	+ 3,343	0.000	+ 1,672	0.000

ZONE 1: UNDER JPN8, EXEMPTED COVERED AREA FROM MIC AREA:

	BLOCK 1	BLOCK 2	BLOCK 3	BLOCK 4	BLOCK 5	BLOCK 6
COVERED AREA (G.R.O. FL.)	0	+ 58,240	+ 33,432	0	+ 16,716	0
MIC EXEMPTED COVERED AREA: (10%)	0.000	+ 5,824	+ 3,343	0.000	+ 1,672	0.000

MIC AREA CALCULATION

ZONE '1'

BLOCK 1 (DOMESTIC)

2ND FLOOR

TOTAL NOS. OF MIC UNIT = 58 NOS.
TOTAL NOS. OF MIC TYPE = 12 NOS.

(Mic TYPE: MIC1, MIC1R, MIC2, MIC2R, MIC2a, MIC2aR, MIC4a, MIC1b, MIC2f, MIC20R, MIC20g, MIC20gR)

Mic AREA (Mic TYPE: MIC1)	16,716	x 16	NOS.	=	300,888	S.M.
Mic AREA (Mic TYPE: MIC1R)	16,716	x 4	NOS.	=	66,864	S.M.
Mic AREA (Mic TYPE: MIC2)	14,560	x 4	NOS.	=	58,240	S.M.
Mic AREA (Mic TYPE: MIC2R)	14,560	x 4	NOS.	=	58,240	S.M.
Mic AREA (Mic TYPE: MIC2a)	14,560	x 4	NOS.	=	58,240	S.M.
Mic AREA (Mic TYPE: MIC2aR)	14,560	x 4	NOS.	=	58,240	S.M.
Mic AREA (Mic TYPE: MIC4a)	16,716	x 1	NOS.	=	16,716	S.M.
Mic AREA (Mic TYPE: MIC1b)	16,716	x 1	NOS.	=	16,716	S.M.
Mic AREA (Mic TYPE: MIC20f)	16,866	x 1	NOS.	=	16,866	S.M.
Mic AREA (Mic TYPE: MIC20R)	16,866	x 1	NOS.	=	16,866	S.M.
Mic AREA (Mic TYPE: MIC20g)	16,791	x 1	NOS.	=	16,791	S.M.
Mic AREA (Mic TYPE: MIC20gR)	16,791	x 1	NOS.	=	16,791	S.M.
TOTAL					935,482	S.M.

BLOCK 2 (DOMESTIC)

2ND FLOOR

TOTAL NOS. OF MIC UNIT = 91 NOS.
TOTAL NOS. OF MIC TYPE = 11 NOS.

(Mic TYPE: MIC1, MIC1R, MIC2, MIC2R, MIC2a, MIC2aR, MIC4a, MIC1b, MIC20f, MIC20R, MIC20g, MIC20gR)

Mic AREA (Mic TYPE: MIC1)	16,716	x 33	NOS.	=	551,838	S.M.
Mic AREA (Mic TYPE: MIC1R)	16,716	x 30	NOS.	=	501,480	S.M.
Mic AREA (Mic TYPE: MIC2)	14,560	x 8	NOS.	=	87,360	S.M.
Mic AREA (Mic TYPE: MIC2R)	14,560	x 3	NOS.	=	43,680	S.M.
Mic AREA (Mic TYPE: MIC2a)	14,560	x 8	NOS.	=	87,360	S.M.
Mic AREA (Mic TYPE: MIC2aR)	14,560	x 3	NOS.	=	43,680	S.M.
Mic AREA (Mic TYPE: MIC4a)	16,716	x 2	NOS.	=	33,432	S.M.
Mic AREA (Mic TYPE: MIC1b)	16,716	x 1	NOS.	=	16,716	S.M.
Mic AREA (Mic TYPE: MIC20f)	16,866	x 3	NOS.	=	50,598	S.M.
Mic AREA (Mic TYPE: MIC20R)	16,791	x 2	NOS.	=	33,582	S.M.
Mic AREA (Mic TYPE: MIC20g)	16,791	x 2	NOS.	=	33,582	S.M.
TOTAL					1483,098	S.M.

BLOCK 3 (DOMESTIC)

2ND FLOOR

TOTAL NOS. OF MIC UNIT = 123 NOS.
TOTAL NOS. OF MIC TYPE = 12 NOS.

(Mic TYPE: MIC1, MIC1R, MIC2, MIC2R, MIC2a, MIC2aR, MIC4a, MIC1b, MIC20f, MIC20R, MIC20g, MIC20gR)

Mic AREA (Mic TYPE: MIC1)	16,716	x 44	NOS.	=	735,504	S.M.
Mic AREA (Mic TYPE: MIC1R)	16,716	x 40	NOS.	=	668,640	S.M.
Mic AREA (Mic TYPE: MIC2)	14,560	x 8	NOS.	=	116,480	S.M.
Mic AREA (Mic TYPE: MIC2R)	14,560	x 8	NOS.	=	116,480	S.M.
Mic AREA (Mic TYPE: MIC2a)	14,560	x 8	NOS.	=	116,480	S.M.
Mic AREA (Mic TYPE: MIC2aR)	14,560	x 8	NOS.	=	116,480	S.M.
Mic AREA (Mic TYPE: MIC4a)	16,716	x 2	NOS.	=	33,432	S.M.
Mic AREA (Mic TYPE: MIC1b)	16,716	x 1	NOS.	=	16,716	S.M.
Mic AREA (Mic TYPE: MIC20f)	16,866	x 1	NOS.	=	16,866	S.M.
Mic AREA (Mic TYPE: MIC20R)	16,866	x 1	NOS.	=	16,866	S.M.
Mic AREA (Mic TYPE: MIC20g)	16,791	x 3	NOS.	=	50,373	S.M.
Mic AREA (Mic TYPE: MIC20gR)	16,791	x 3	NOS.	=	50,373	S.M.
TOTAL					1086,450	S.M.

BLOCK 4 (DOMESTIC)

2ND FLOOR

TOTAL NOS. OF MIC UNIT = 113 NOS.
TOTAL NOS. OF MIC TYPE = 12 NOS.

(Mic TYPE: MIC1, MIC1R, MIC2, MIC2R, MIC2a, MIC2aR, MIC4a, MIC1b, MIC20f, MIC20R, MIC20g, MIC20gR)

Mic AREA (Mic TYPE: MIC1)	16,716	x 39	NOS.	=	651,924	S.M.
Mic AREA (Mic TYPE: MIC1R)	16,716	x 35	NOS.	=	585,000	S.M.
Mic AREA (Mic TYPE: MIC2)	14,560	x 8	NOS.	=	116,480	S.M.
Mic AREA (Mic TYPE: MIC2R)	14,560	x 8	NOS.	=	116,480	S.M.
Mic AREA (Mic TYPE: MIC2a)	14,560	x 8	NOS.	=	116,480	S.M.
Mic AREA (Mic TYPE: MIC2aR)	14,560	x 8	NOS.	=	116,480	S.M.
Mic AREA (Mic TYPE: MIC4a)	16,716	x 2	NOS.	=	33,432	S.M.
Mic AREA (Mic TYPE: MIC1b)	16,716	x 1	NOS.	=	16,716	S.M.
Mic AREA (Mic TYPE: MIC20f)	16,866	x 1	NOS.	=	16,866	S.M.
Mic AREA (Mic TYPE: MIC20R)	16,866	x 1	NOS.	=	16,866	S.M.
Mic AREA (Mic TYPE: MIC20g)	16,791	x 3	NOS.	=	50,373	S.M.
Mic AREA (Mic TYPE: MIC20gR)	16,791	x 3	NOS.	=	50,373	S.M.
TOTAL					1829,290	S.M.

BLOCK 5 (DOMESTIC)

2ND FLOOR

TOTAL NOS. OF MIC UNIT = 89 NOS.
TOTAL NOS. OF MIC TYPE = 14 NOS.

(Mic TYPE: MIC1, MIC1R, MIC2, MIC2R, MIC2a, MIC2aR, MIC4a, MIC1b, MIC20f, MIC20R, MIC20g, MIC20gR)

Mic AREA (Mic TYPE: MIC1)	16,716	x 21	NOS.	=	351,036	S.M.
Mic AREA (Mic TYPE: MIC1R)	16,716	x 19	NOS.	=	317,604	S.M.
Mic AREA (Mic TYPE: MIC2)	14,560	x 4	NOS.	=	58,240	S.M.
Mic AREA (Mic TYPE: MIC2R)	14,560	x 4	NOS.	=	58,240	S.M.
Mic AREA (Mic TYPE: MIC2a)	14,560	x 4	NOS.	=	58,240	S.M.
Mic AREA (Mic TYPE: MIC2aR)	14,560	x 4	NOS.	=	58,240	S.M.
Mic AREA (Mic TYPE: MIC4a)	16,716	x 1	NOS.	=	16,716	S.M.
Mic AREA (Mic TYPE: MIC1b)	16,716	x 1	NOS.	=	16,716	S.M.
Mic AREA (Mic TYPE: MIC20f)	16,866	x 1	NOS.	=	16,866	S.M.
Mic AREA (Mic TYPE: MIC20R)	16,866	x 1	NOS.	=	16,866	S.M.
Mic AREA (Mic TYPE: MIC20g)	16,791	x 1	NOS.	=	16,791	S.M.
Mic AREA (Mic TYPE: MIC20gR)	16,791	x 1	NOS.	=	16,791	S.M.
TOTAL					935,482	S.M.

BLOCK 6 (DOMESTIC)

2ND FLOOR

TOTAL NOS. OF MIC UNIT = 58 NOS.
TOTAL NOS. OF MIC TYPE = 14 NOS.

(Mic TYPE: MIC1, MIC1R, MIC2, MIC2R, MIC2a, MIC2aR, MIC4a, MIC1b, MIC20f, MIC20R, MIC20g, MIC20gR)

Mic AREA (Mic TYPE: MIC1)	16,716	x 18	NOS.	=	300,888	S.M.
Mic AREA (Mic TYPE: MIC1R)	16,716	x 18	NOS.	=	300,888	S.M.
Mic AREA (Mic TYPE: MIC2)	14,560	x 4	NOS.	=	58,240	S.M.
Mic AREA (Mic TYPE: MIC2R)	14,560	x 4	NOS.	=	58,240	S.M.
Mic AREA (Mic TYPE: MIC2a)	14,560	x 4	NOS.	=	58,240	S.M.
Mic AREA (Mic TYPE: MIC2aR)	14,560	x 4	NOS.	=	58,240	S.M.
Mic AREA (Mic TYPE: MIC4a)	16,716	x 1	NOS.	=	16,716	S.M.
Mic AREA (Mic TYPE: MIC1b)	16,716	x 1	NOS.	=	16,716	S.M.
Mic AREA (Mic TYPE: MIC20f)	16,866	x 1	NOS.	=	16,866	S.M.
Mic AREA (Mic TYPE: MIC20R)	16,866	x 1	NOS.	=	16,866	S.M.
Mic AREA (Mic TYPE: MIC20g)	16,791	x 1	NOS.	=	16,791	S.M.
Mic AREA (Mic TYPE: MIC20gR)	16,791	x 1	NOS.	=	16,791	S.M.
TOTAL					935,482	S.M.

(ZONE 1) 2ND FLOOR MIC DIAGRAM



Notes:

FOR FIRE SERVICES DEPT.

No.	Date	Description	Initial

Revision

DESIGN AND BUILD CONTRACTOR:

CHEVALIER 中国铁建

ARCHITECT:

ALKF+ ANDREW LEE KING FUN & ASSOCIATES ARCHITECTS LTD

CIVIL & STRUCTURAL ENGINEER:

Wilson & Associates Ltd WILSON & ASSOC. LTD.

GEOTECHNICAL ENGINEER:

asia infrastructure solutions ASIA INFRASTRUCTURE SOLUTION LTD.

MIC CONSULTANT:

Wilson & Associates Ltd WILSON & ASSOC. LTD.

BUILDING SERVICES ENGINEER:

JRP J. ROGER PRESTON LTD.

LANDSCAPE CONSULTANT:

EARTHASIA LTD.

INTERIOR & BRANDING DESIGNER:

BREAD BREAD STUDIO

ENVIRONMENTAL, BEAM CERTIFICATION, SUSTAINABILITY & ACOUSTIC CONSULTANT:

RAMBOLL RAMBOLL H.K. LTD.

PLANNING CONSULTANT:

KTA PLANNING LTD.

TRAFFIC CONSULTANT:

CKM ASIA LTD.

Name	Signed	Date
Designed	LARRY CHAN	05/09/2023
Drawn	W. MAN	05/09/2023
Checked	LARRY CHAN	05/09/2023
Approved	FU TANG	05/09/2023

Contract No. SS M518

Project Title

DESIGN AND CONSTRUCTION OF LIGHT PUBLIC HOUSING AT YAU POK ROAD, YUEN LONG, AT TUEN MUN AREA 3A AND AT CHOI HING ROAD, NGAU TAU KOK

AFFIDAVIT SUBMISSION

() CONSENT IS GIVEN WITHOUT CONDITIONS

() CONSENT IS GIVEN WITH CONDITIONS

() CONSENT NOT GRANTED

FOR AND ON BEHALF OF ARCHITECTURAL SERVICES DEPARTMENT

DATE: _____

ARCHITECTURAL DESIGNER'S SIGNATURE FOR SUBMISSION:

ZHOU RAYMOND CHUN SUM FOR AND ON BEHALF OF ANDREW LEE KING FUN & ASSOCIATES ARCHITECTS LTD. Date: _____

ARCHITECTURAL DESIGNER'S SIGNATURE FOR SUBMISSION:

YU KHUO HOI, KERNETH FOR AND ON BEHALF OF KAW ARCHITECTS LTD. Date: _____

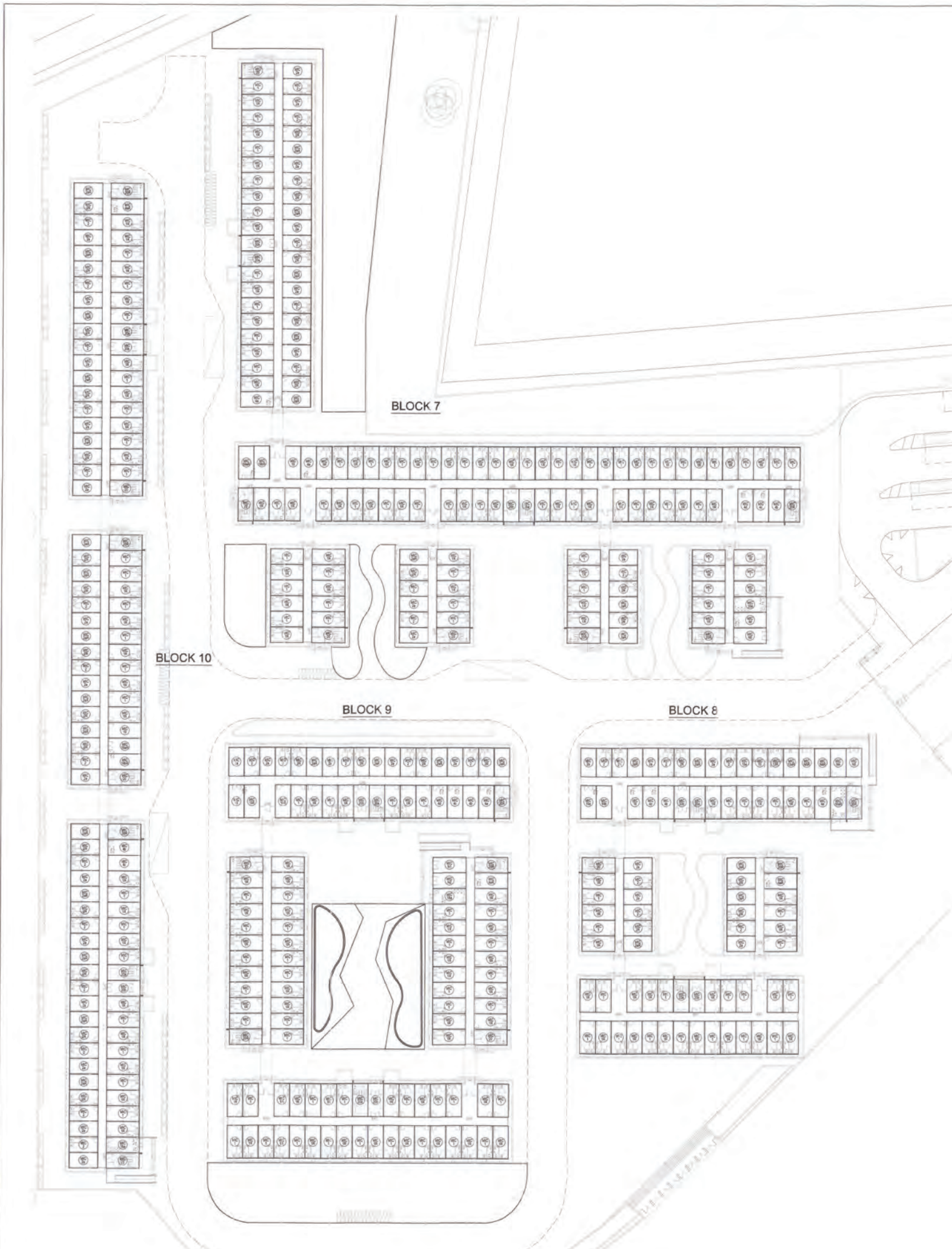
Drawing Title

MIC CALCULATION (3) (AT YAU POK ROAD, YUEN LONG)

Drawing No.	Scale	Rev.
AB/8800/SC40	1:300@A0	-

Date: 05/09/2023

建築署 Architectural Services Department



(ZONE 2) GROUND FLOOR MIC DIAGRAM

MIC AREA CALCULATION

**ZONE '2'
BLOCK 7 (DOMESTIC)
GRD FLOOR**

TOTAL NOS. OF MIC UNIT = 158 NOS.
TOTAL NOS. OF MIC TYPE = 18 NOS.
(MIC TYPE: MIC1, MIC1R, MIC2, MIC2R, MIC2a, MIC2aR, MIC4, MIC4R, MIC18a, MIC18aR, MIC19a, MIC19aR, MIC20, MIC20R, MIC20a, MIC20aR)

Mic AREA (Mic TYPE: MIC1)	16.716 x 51 NOS. =	852.516 S.M.
Mic AREA (Mic TYPE: MIC1R)	16.716 x 52 NOS. =	869.232 S.M.
Mic AREA (Mic TYPE: MIC2)	14.560 x 9 NOS. =	131.040 S.M.
Mic AREA (Mic TYPE: MIC2R)	14.560 x 8 NOS. =	116.480 S.M.
Mic AREA (Mic TYPE: MIC2a)	14.560 x 9 NOS. =	131.040 S.M.
Mic AREA (Mic TYPE: MIC2aR)	14.560 x 8 NOS. =	116.480 S.M.
Mic AREA (Mic TYPE: MIC4a)	16.716 x 2 NOS. =	33.432 S.M.
Mic AREA (Mic TYPE: MIC4b)	16.716 x 1 NOS. =	16.716 S.M.
Mic AREA (Mic TYPE: MIC4c)	16.716 x 1 NOS. =	16.716 S.M.
Mic AREA (Mic TYPE: MIC4d)	16.716 x 2 NOS. =	33.432 S.M.
Mic AREA (Mic TYPE: MIC18a)	16.716 x 1 NOS. =	16.716 S.M.
Mic AREA (Mic TYPE: MIC19a)	16.716 x 1 NOS. =	16.716 S.M.
Mic AREA (Mic TYPE: MIC19aR)	16.716 x 1 NOS. =	16.716 S.M.
Mic AREA (Mic TYPE: MIC19bR)	16.716 x 1 NOS. =	16.716 S.M.
Mic AREA (Mic TYPE: MIC20)	16.791 x 4 NOS. =	67.164 S.M.
Mic AREA (Mic TYPE: MIC20R)	16.791 x 3 NOS. =	50.373 S.M.
Mic AREA (Mic TYPE: MIC20a)	16.791 x 2 NOS. =	33.582 S.M.
Mic AREA (Mic TYPE: MIC20b)	16.791 x 2 NOS. =	33.582 S.M.
TOTAL		2508.649 S.M.

**BLOCK 7 (NON-DOMESTIC)
GRD FLOOR**

TOTAL NOS. OF MIC UNIT = 1 NOS.
TOTAL NOS. OF MIC TYPE = 1 NOS.
(MIC TYPE: MIC-N1, MIC-N1R)

Mic AREA (Mic TYPE: MIC-N1)	16.716 x 1 NOS. =	16.716 S.M.
TOTAL		16.716 S.M.

**BLOCK 8 (DOMESTIC)
GRD FLOOR**

TOTAL NOS. OF MIC UNIT = 81 NOS.
TOTAL NOS. OF MIC TYPE = 22 NOS.
(MIC TYPE: MIC1, MIC1R, MIC2, MIC2R, MIC2a, MIC2aR, MIC4, MIC4R, MIC18a, MIC18aR, MIC19a, MIC19aR, MIC19b, MIC19bR, MIC19c, MIC19cR, MIC19d, MIC19dR, MIC19e, MIC19eR, MIC19f, MIC19fR, MIC19g, MIC19gR, MIC19h, MIC19hR, MIC19i, MIC19iR, MIC19j, MIC19jR, MIC19k, MIC19kR, MIC19l, MIC19lR, MIC19m, MIC19mR, MIC19n, MIC19nR, MIC19o, MIC19oR, MIC19p, MIC19pR, MIC19q, MIC19qR, MIC19r, MIC19rR, MIC19s, MIC19sR, MIC19t, MIC19tR, MIC19u, MIC19uR, MIC19v, MIC19vR, MIC19w, MIC19wR, MIC19x, MIC19xR, MIC19y, MIC19yR, MIC19z, MIC19zR)

Mic AREA (Mic TYPE: MIC1)	16.716 x 20 NOS. =	334.320 S.M.
Mic AREA (Mic TYPE: MIC1R)	16.716 x 20 NOS. =	334.320 S.M.
Mic AREA (Mic TYPE: MIC2)	14.560 x 5 NOS. =	72.800 S.M.
Mic AREA (Mic TYPE: MIC2R)	14.560 x 5 NOS. =	72.800 S.M.
Mic AREA (Mic TYPE: MIC2a)	14.560 x 6 NOS. =	87.360 S.M.
Mic AREA (Mic TYPE: MIC2aR)	14.560 x 5 NOS. =	72.800 S.M.
Mic AREA (Mic TYPE: MIC4a)	16.716 x 1 NOS. =	16.716 S.M.
Mic AREA (Mic TYPE: MIC4aR)	16.716 x 1 NOS. =	16.716 S.M.
Mic AREA (Mic TYPE: MIC4b)	16.716 x 1 NOS. =	16.716 S.M.
Mic AREA (Mic TYPE: MIC4c)	16.716 x 1 NOS. =	16.716 S.M.
Mic AREA (Mic TYPE: MIC13)	14.560 x 1 NOS. =	14.560 S.M.
Mic AREA (Mic TYPE: MIC13R)	14.560 x 1 NOS. =	14.560 S.M.
Mic AREA (Mic TYPE: MIC13a)	14.560 x 1 NOS. =	14.560 S.M.
Mic AREA (Mic TYPE: MIC13aR)	14.560 x 1 NOS. =	14.560 S.M.
Mic AREA (Mic TYPE: MIC18a)	16.716 x 1 NOS. =	16.716 S.M.
Mic AREA (Mic TYPE: MIC18aR)	16.716 x 1 NOS. =	16.716 S.M.
Mic AREA (Mic TYPE: MIC19a)	16.716 x 1 NOS. =	16.716 S.M.
Mic AREA (Mic TYPE: MIC19aR)	16.716 x 1 NOS. =	16.716 S.M.
Mic AREA (Mic TYPE: MIC19b)	16.716 x 1 NOS. =	16.716 S.M.
Mic AREA (Mic TYPE: MIC19bR)	16.716 x 1 NOS. =	16.716 S.M.
Mic AREA (Mic TYPE: MIC20)	16.791 x 1 NOS. =	16.791 S.M.
Mic AREA (Mic TYPE: MIC20R)	16.791 x 2 NOS. =	33.582 S.M.
Mic AREA (Mic TYPE: MIC20a)	16.791 x 2 NOS. =	33.582 S.M.
Mic AREA (Mic TYPE: MIC20b)	16.791 x 2 NOS. =	33.582 S.M.
TOTAL		1218.465 S.M.

**BLOCK 8 (NON-DOMESTIC)
GRD FLOOR**

TOTAL NOS. OF MIC UNIT = 4 NOS.
TOTAL NOS. OF MIC TYPE = 4 NOS.
(MIC TYPE: MIC-N1, MIC-N1R, MIC-N2, MIC-N2R)

Mic AREA (Mic TYPE: MIC-N1)	14.560 x 1 NOS. =	14.560 S.M.
Mic AREA (Mic TYPE: MIC-N1R)	14.560 x 1 NOS. =	14.560 S.M.
Mic AREA (Mic TYPE: MIC-N2)	14.560 x 1 NOS. =	14.560 S.M.
Mic AREA (Mic TYPE: MIC-N2R)	14.560 x 1 NOS. =	14.560 S.M.
TOTAL		58.240 S.M.

**BLOCK 9 (DOMESTIC)
GRD FLOOR**

TOTAL NOS. OF MIC UNIT = 115 NOS.
TOTAL NOS. OF MIC TYPE = 18 NOS.
(MIC TYPE: MIC1, MIC1R, MIC2, MIC2R, MIC2a, MIC2aR, MIC4, MIC4R, MIC18a, MIC18aR, MIC19a, MIC19aR, MIC20, MIC20R, MIC20a, MIC20aR)

Mic AREA (Mic TYPE: MIC1)	16.716 x 36 NOS. =	601.924 S.M.
Mic AREA (Mic TYPE: MIC1R)	16.716 x 40 NOS. =	668.640 S.M.
Mic AREA (Mic TYPE: MIC2)	14.560 x 5 NOS. =	72.800 S.M.
Mic AREA (Mic TYPE: MIC2R)	14.560 x 4 NOS. =	58.240 S.M.
Mic AREA (Mic TYPE: MIC2a)	14.560 x 5 NOS. =	72.800 S.M.
Mic AREA (Mic TYPE: MIC2aR)	14.560 x 4 NOS. =	58.240 S.M.
Mic AREA (Mic TYPE: MIC4a)	16.716 x 1 NOS. =	16.716 S.M.
Mic AREA (Mic TYPE: MIC4aR)	16.716 x 1 NOS. =	16.716 S.M.
Mic AREA (Mic TYPE: MIC4b)	16.716 x 1 NOS. =	16.716 S.M.
Mic AREA (Mic TYPE: MIC4c)	16.716 x 1 NOS. =	16.716 S.M.
Mic AREA (Mic TYPE: MIC4d)	16.716 x 1 NOS. =	16.716 S.M.
Mic AREA (Mic TYPE: MIC18a)	16.716 x 1 NOS. =	16.716 S.M.
Mic AREA (Mic TYPE: MIC19a)	16.716 x 1 NOS. =	16.716 S.M.
Mic AREA (Mic TYPE: MIC19aR)	16.716 x 1 NOS. =	16.716 S.M.
Mic AREA (Mic TYPE: MIC19b)	16.716 x 1 NOS. =	16.716 S.M.
Mic AREA (Mic TYPE: MIC19bR)	16.716 x 1 NOS. =	16.716 S.M.
Mic AREA (Mic TYPE: MIC20)	16.791 x 2 NOS. =	33.582 S.M.
Mic AREA (Mic TYPE: MIC20R)	16.791 x 3 NOS. =	50.373 S.M.
Mic AREA (Mic TYPE: MIC20a)	16.791 x 2 NOS. =	33.582 S.M.
Mic AREA (Mic TYPE: MIC20b)	16.791 x 2 NOS. =	33.582 S.M.
TOTAL		1814.207 S.M.

**BLOCK 9 (NON-DOMESTIC)
GRD FLOOR**

TOTAL NOS. OF MIC UNIT = 2 NOS.
TOTAL NOS. OF MIC TYPE = 2 NOS.
(MIC TYPE: MIC-N1, MIC-N2)

Mic AREA (Mic TYPE: MIC-N1)	14.560 x 1 NOS. =	14.560 S.M.
Mic AREA (Mic TYPE: MIC-N2)	14.560 x 1 NOS. =	14.560 S.M.
TOTAL		29.120 S.M.

**BLOCK 10 (DOMESTIC)
GRD FLOOR**

TOTAL NOS. OF MIC UNIT = 116 NOS.
TOTAL NOS. OF MIC TYPE = 17 NOS.
(MIC TYPE: MIC1, MIC1R, MIC2, MIC2R, MIC2a, MIC2aR, MIC4, MIC4R, MIC18a, MIC18aR, MIC19a, MIC19aR, MIC20, MIC20R, MIC20a, MIC20aR)

Mic AREA (Mic TYPE: MIC1)	16.716 x 20 NOS. =	334.320 S.M.
Mic AREA (Mic TYPE: MIC1R)	16.716 x 21 NOS. =	351.036 S.M.
Mic AREA (Mic TYPE: MIC2)	14.560 x 14 NOS. =	203.840 S.M.
Mic AREA (Mic TYPE: MIC2R)	14.560 x 15 NOS. =	218.400 S.M.
Mic AREA (Mic TYPE: MIC2a)	14.560 x 14 NOS. =	203.840 S.M.
Mic AREA (Mic TYPE: MIC2aR)	14.560 x 15 NOS. =	218.400 S.M.
Mic AREA (Mic TYPE: MIC4a)	16.716 x 1 NOS. =	16.716 S.M.
Mic AREA (Mic TYPE: MIC4b)	16.716 x 1 NOS. =	16.716 S.M.
Mic AREA (Mic TYPE: MIC4c)	16.716 x 1 NOS. =	16.716 S.M.
Mic AREA (Mic TYPE: MIC18a)	16.716 x 1 NOS. =	16.716 S.M.
Mic AREA (Mic TYPE: MIC19a)	16.716 x 1 NOS. =	16.716 S.M.
Mic AREA (Mic TYPE: MIC19aR)	16.716 x 1 NOS. =	16.716 S.M.
Mic AREA (Mic TYPE: MIC19b)	16.716 x 1 NOS. =	16.716 S.M.
Mic AREA (Mic TYPE: MIC19bR)	16.716 x 1 NOS. =	16.716 S.M.
Mic AREA (Mic TYPE: MIC20)	16.791 x 3 NOS. =	50.373 S.M.
Mic AREA (Mic TYPE: MIC20R)	16.791 x 3 NOS. =	50.373 S.M.
Mic AREA (Mic TYPE: MIC20a)	16.791 x 2 NOS. =	33.582 S.M.
Mic AREA (Mic TYPE: MIC20b)	16.791 x 2 NOS. =	33.582 S.M.
TOTAL		1814.758 S.M.

Notes:

FOR FIRE SERVICES DEPT.

No.	Date	Description	Initial

Revision

DESIGN AND BUILD CONTRACTOR:

CHEVALIER **中國鐵建**

ARCHITECT: **ALKF+**
ANDREW LEE KING FUNG & ASSOCIATES ARCHITECTS LTD.

CIVIL & STRUCTURAL ENGINEER:
Wilson & Associates Ltd
Consulting Engineers Planners Surveyors

WILSON & ASSOC. LTD.

GEOTECHNICAL ENGINEER: **isa infrastructure solutions**

ASIA INFRASTRUCTURE SOLUTION LTD.

MC CONSULTANT:
Wilson & Associates Ltd
Consulting Engineers Planners Surveyors

WILSON & ASSOC. LTD.

BUILDING SERVICES ENGINEER:
JRP
J. ROGER PRESTON LTD.

LANDSCAPE CONSULTANT:
EARTHASIA LTD.

INTERIOR & BRANDING DESIGNER:
BREAD BREAD STUDIO

ENVIRONMENTAL, BEAM CERTIFICATION, SUSTAINABILITY & ACOUSTIC CONSULTANT:
RAMBOLL RAMBOLL H.K. LTD.

PLANNING CONSULTANT:
KTA PLANNING LTD.

TRAFFIC CONSULTANT:
CKM ASIA LTD.

Name	Signed	Date
Designed	LARRY CHAN	05/09/2023
Drawn	W MAN	05/09/2023
Checked	LARRY CHAN	05/09/2023
Approved	PH TANG	05/09/2023

Contract No. **SS M518**

Project Title
DESIGN AND CONSTRUCTION OF LIGHT PUBLIC HOUSING AT YAU POK ROAD, YUEN LONG, AT TUEN MUN AREA 3A AND AT CHOI HING ROAD, NGAU TAU KOK

AP/EDA SUBMISSION
() CONSENT IS GIVEN WITHOUT CONDITIONS
() CONSENT IS GIVEN WITH CONDITIONS
() CONSENT NOT GRANTED

FOR AND ON BEHALF OF ARCHITECTURAL SERVICES DEPARTMENT

DATE: _____

ARCHITECTURAL DESIGNER'S SIGNATURE FOR SUBMISSION:

ZHOU RAYMOND CHUN SUM
FOR AND ON BEHALF OF ANDREW LEE KING FUNG & ASSOCIATES ARCHITECTS LTD. Date: _____

ARCHITECTURAL DESIGN CHECKER'S SIGNATURE FOR SUBMISSION:

YU KWUN HO, KENNETH
FOR AND ON BEHALF OF K&W ARCHITECTS LTD. Date: _____

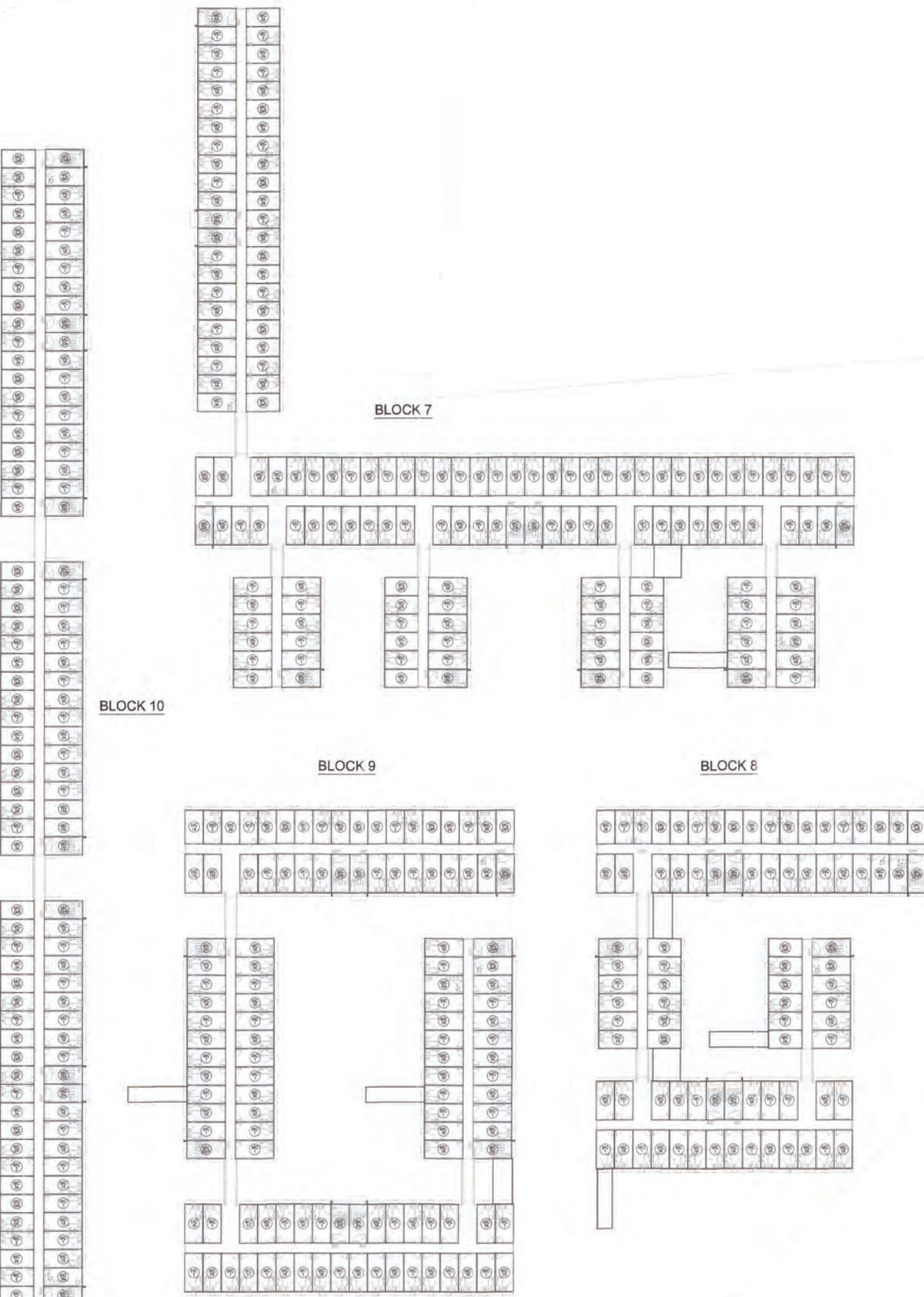
Drawing Title
**MIC CALCULATION (4)
(AT YAU POK ROAD, YUEN LONG)**

Drawing No.	Scale	Rev.
AB/B800/SC41	1:300@A0	-

Date: 05/09/2023

建築署
Architectural Services Department





(ZONE 2) 1ST FLOOR MIC DIAGRAM

**MIC AREA CALCULATION
ZONE '2'
BLOCK 7 (DOMESTIC)
1ST FLOOR**

TOTAL NOS. OF MIC UNIT = 159 NOS.
TOTAL NOS. OF MIC TYPE = 14 NOS.
(MIC TYPE: MIC1, MIC1R, MIC2, MIC2R, MIC2a, MIC2aR, MIC4, MIC4a, MIC4aR, MIC19a, MIC19aR, MIC19b, MIC19bR, MIC20a, MIC20aR, MIC20b, MIC20bR)

Mic AREA (MIC TYPE: MIC1)	16.716 x 53 NOS. =	885.648 S.M.
Mic AREA (MIC TYPE: MIC1R)	16.716 x 56 NOS. =	938.096 S.M.
Mic AREA (MIC TYPE: MIC2)	14.560 x 8 NOS. =	116.480 S.M.
Mic AREA (MIC TYPE: MIC2R)	14.560 x 9 NOS. =	131.040 S.M.
Mic AREA (MIC TYPE: MIC2a)	14.560 x 8 NOS. =	116.480 S.M.
Mic AREA (MIC TYPE: MIC2aR)	14.560 x 9 NOS. =	131.040 S.M.
Mic AREA (MIC TYPE: MIC4a)	16.716 x 2 NOS. =	33.432 S.M.
Mic AREA (MIC TYPE: MIC19a)	16.716 x 1 NOS. =	16.716 S.M.
Mic AREA (MIC TYPE: MIC19aR)	16.716 x 1 NOS. =	16.716 S.M.
Mic AREA (MIC TYPE: MIC20a)	16.866 x 4 NOS. =	67.464 S.M.
Mic AREA (MIC TYPE: MIC20aR)	16.866 x 3 NOS. =	50.598 S.M.
Mic AREA (MIC TYPE: MIC20b)	16.791 x 2 NOS. =	33.582 S.M.
Mic AREA (MIC TYPE: MIC20bR)	16.791 x 2 NOS. =	33.582 S.M.
TOTAL =		2505.890 S.M.

**BLOCK 8 (DOMESTIC)
1ST FLOOR**

TOTAL NOS. OF MIC UNIT = 85 NOS.
TOTAL NOS. OF MIC TYPE = 15 NOS.
(MIC TYPE: MIC1, MIC1R, MIC2, MIC2R, MIC2a, MIC2aR, MIC4, MIC4aR, MIC19a, MIC19aR, MIC19b, MIC19bR, MIC20a, MIC20aR, MIC20b, MIC20bR)

Mic AREA (MIC TYPE: MIC1)	16.716 x 22 NOS. =	367.752 S.M.
Mic AREA (MIC TYPE: MIC1R)	16.716 x 21 NOS. =	351.036 S.M.
Mic AREA (MIC TYPE: MIC2)	14.560 x 7 NOS. =	101.920 S.M.
Mic AREA (MIC TYPE: MIC2R)	14.560 x 8 NOS. =	116.480 S.M.
Mic AREA (MIC TYPE: MIC2a)	14.560 x 7 NOS. =	101.920 S.M.
Mic AREA (MIC TYPE: MIC2aR)	14.560 x 8 NOS. =	116.480 S.M.
Mic AREA (MIC TYPE: MIC4a)	16.716 x 1 NOS. =	16.716 S.M.
Mic AREA (MIC TYPE: MIC4aR)	16.716 x 1 NOS. =	16.716 S.M.
Mic AREA (MIC TYPE: MIC19a)	16.716 x 1 NOS. =	16.716 S.M.
Mic AREA (MIC TYPE: MIC19aR)	16.716 x 1 NOS. =	16.716 S.M.
Mic AREA (MIC TYPE: MIC19b)	16.716 x 1 NOS. =	16.716 S.M.
Mic AREA (MIC TYPE: MIC19bR)	16.716 x 1 NOS. =	16.716 S.M.
Mic AREA (MIC TYPE: MIC20a)	16.866 x 1 NOS. =	16.866 S.M.
Mic AREA (MIC TYPE: MIC20aR)	16.866 x 2 NOS. =	33.732 S.M.
Mic AREA (MIC TYPE: MIC20b)	16.791 x 2 NOS. =	33.582 S.M.
Mic AREA (MIC TYPE: MIC20bR)	16.791 x 2 NOS. =	33.582 S.M.
TOTAL =		1316.900 S.M.

**BLOCK 9 (DOMESTIC)
1ST FLOOR**

TOTAL NOS. OF MIC UNIT = 117 NOS.
TOTAL NOS. OF MIC TYPE = 15 NOS.
(MIC TYPE: MIC1, MIC1R, MIC2, MIC2R, MIC2a, MIC2aR, MIC4, MIC4aR, MIC19a, MIC19aR, MIC19b, MIC19bR, MIC20a, MIC20aR, MIC20b, MIC20bR)

Mic AREA (MIC TYPE: MIC1)	16.716 x 41 NOS. =	695.556 S.M.
Mic AREA (MIC TYPE: MIC1R)	16.716 x 44 NOS. =	735.504 S.M.
Mic AREA (MIC TYPE: MIC2)	14.560 x 5 NOS. =	72.800 S.M.
Mic AREA (MIC TYPE: MIC2R)	14.560 x 4 NOS. =	58.240 S.M.
Mic AREA (MIC TYPE: MIC2a)	14.560 x 5 NOS. =	72.800 S.M.
Mic AREA (MIC TYPE: MIC2aR)	14.560 x 4 NOS. =	58.240 S.M.
Mic AREA (MIC TYPE: MIC4a)	16.716 x 1 NOS. =	16.716 S.M.
Mic AREA (MIC TYPE: MIC4aR)	16.716 x 1 NOS. =	16.716 S.M.
Mic AREA (MIC TYPE: MIC19a)	16.716 x 1 NOS. =	16.716 S.M.
Mic AREA (MIC TYPE: MIC19aR)	16.716 x 1 NOS. =	16.716 S.M.
Mic AREA (MIC TYPE: MIC19b)	16.716 x 1 NOS. =	16.716 S.M.
Mic AREA (MIC TYPE: MIC19bR)	16.716 x 1 NOS. =	16.716 S.M.
Mic AREA (MIC TYPE: MIC20a)	16.866 x 2 NOS. =	33.732 S.M.
Mic AREA (MIC TYPE: MIC20aR)	16.866 x 3 NOS. =	50.598 S.M.
Mic AREA (MIC TYPE: MIC20b)	16.791 x 2 NOS. =	33.582 S.M.
Mic AREA (MIC TYPE: MIC20bR)	16.791 x 2 NOS. =	33.582 S.M.
TOTAL =		1916.014 S.M.

**BLOCK 10 (DOMESTIC)
1ST FLOOR**

TOTAL NOS. OF MIC UNIT = 116 NOS.
TOTAL NOS. OF MIC TYPE = 14 NOS.
(MIC TYPE: MIC1, MIC1R, MIC2, MIC2R, MIC2a, MIC2aR, MIC4aR, MIC19a, MIC19aR, MIC19b, MIC19bR, MIC20a, MIC20aR, MIC20b, MIC20bR)

Mic AREA (MIC TYPE: MIC1)	16.716 x 22 NOS. =	367.752 S.M.
Mic AREA (MIC TYPE: MIC1R)	16.716 x 22 NOS. =	367.752 S.M.
Mic AREA (MIC TYPE: MIC2)	14.560 x 14 NOS. =	203.840 S.M.
Mic AREA (MIC TYPE: MIC2R)	14.560 x 15 NOS. =	218.400 S.M.
Mic AREA (MIC TYPE: MIC2a)	14.560 x 14 NOS. =	203.840 S.M.
Mic AREA (MIC TYPE: MIC2aR)	14.560 x 15 NOS. =	218.400 S.M.
Mic AREA (MIC TYPE: MIC4aR)	16.716 x 1 NOS. =	16.716 S.M.
Mic AREA (MIC TYPE: MIC19a)	16.716 x 1 NOS. =	16.716 S.M.
Mic AREA (MIC TYPE: MIC19aR)	16.716 x 1 NOS. =	16.716 S.M.
Mic AREA (MIC TYPE: MIC19b)	16.716 x 1 NOS. =	16.716 S.M.
Mic AREA (MIC TYPE: MIC19bR)	16.716 x 1 NOS. =	16.716 S.M.
Mic AREA (MIC TYPE: MIC20a)	16.866 x 3 NOS. =	50.598 S.M.
Mic AREA (MIC TYPE: MIC20aR)	16.866 x 3 NOS. =	50.598 S.M.
Mic AREA (MIC TYPE: MIC20b)	16.791 x 2 NOS. =	33.582 S.M.
Mic AREA (MIC TYPE: MIC20bR)	16.791 x 2 NOS. =	33.582 S.M.
TOTAL =		1815.208 S.M.

FIRE SERVICE REQUIREMENTS INCORPORATED
Date: 3 JUN 2024
(S) R.J. (S) R.J.
Senior Systems Officer

Notes:

FOR FIRE SERVICES DEPT

No.	Date	Description	Initial

Revision:

DESIGN AND BUILD CONTRACTOR:

CHEVALER CBCC 中国铁建

ARCHITECT: ALKF+ ANDREW LEE KING FUN & ASSOCIATES ARCHITECTS LTD

CIVIL & STRUCTURAL ENGINEER: Wilson & Associates Ltd WILSON & ASSOC. LTD.

GEOTECHNICAL ENGINEER: asia infrastructure solutions ASIA INFRASTRUCTURE SOLUTION LTD.

MIC CONSULTANT: Wilson & Associates Ltd WILSON & ASSOC. LTD.

BUILDING SERVICES ENGINEER: JRP 達偉 J. ROGER PRESTON LTD.

LANDSCAPE CONSULTANT: EARTHASIA LTD.

INTERIOR & BRANDING DESIGNER: BREAD BREAD STUDIO

ENVIRONMENTAL, BEAM CERTIFICATION, SUSTAINABILITY & ACOUSTIC CONSULTANT: RAMEBOLL RAMEBOLL H.K. LTD.

PLANNING CONSULTANT: KTA PLANNING LTD.

TRAFFIC CONSULTANT: CKM CKM ASIA LTD.

Name	Signed	Date
DESIGNED: LARRY CHAN		05/09/2023
DRAWN: W. MAN		05/09/2023
CHECKED: LARRY CHAN		05/09/2023
APPROVED: PH TANG		05/09/2023

Contract No: SS M518

Project Title: DESIGN AND CONSTRUCTION OF LIGHT PUBLIC HOUSING AT YAU POK ROAD, YUEN LONG, AT TUEN MUN AREA 3A AND AT CHOI HING ROAD, NGAU TAU KOK

AFFIDAVIT SUBMISSION
() CONSENT IS GIVEN WITHOUT CONDITIONS
() CONSENT IS GIVEN WITH CONDITIONS
() CONSENT NOT GRANTED
FOR AND ON BEHALF OF ARCHITECTURAL SERVICES DEPARTMENT
DATE: _____

ARCHITECTURAL DESIGNER'S SIGNATURE FOR SUBMISSION:
ZHOU RAYMOND CHUN SUM FOR AND ON BEHALF OF ANDREW LEE KING FUN & ASSOCIATES ARCHITECTS LTD. Date: _____

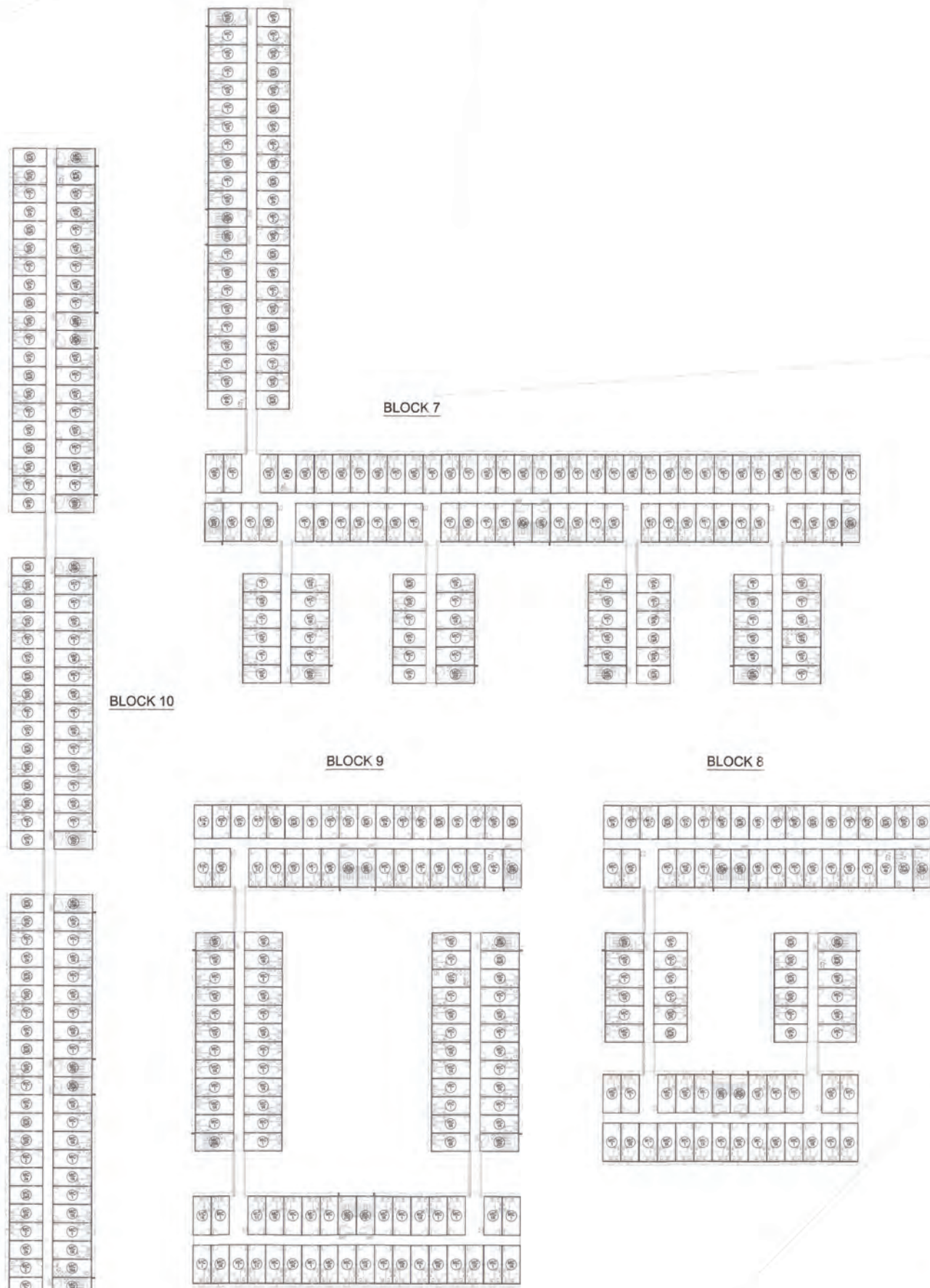
ARCHITECTURAL DESIGN CHECKER'S SIGNATURE FOR SUBMISSION:
YU KWUN HO, KENNETH FOR AND ON BEHALF OF K&W ARCHITECTS LTD. Date: _____

Drawing Title: MIC CALCULATION (5) (AT YAU POK ROAD, YUEN LONG)

Drawing No.	Scale	Rev.
AB/8800/SC42	1:300@A0	-

Date: 05/09/2023

建築署 Architectural Services Department



**MIC AREA CALCULATION
ZONE '2'
BLOCK 7 (DOMESTIC)
1ST FLOOR**

TOTAL NOS. OF MIC UNIT = 159 NOS.
TOTAL NOS. OF MIC TYPE = 12 NOS.
(MIC TYPE: MIC1, MIC1R, MIC2, MIC2R, MIC2a, MIC2aR, MIC4, MIC4a, MIC4aR, MIC20, MIC20R, MIC20g, MIC20gR)

Mic AREA (MIC TYPE: MIC1)	16.716 x 54 NOS.	= 902.664 S.M.
Mic AREA (MIC TYPE: MIC1R)	16.716 x 57 NOS.	= 952.812 S.M.
Mic AREA (MIC TYPE: MIC2)	14.560 x 8 NOS.	= 116.480 S.M.
Mic AREA (MIC TYPE: MIC2R)	14.560 x 8 NOS.	= 116.480 S.M.
Mic AREA (MIC TYPE: MIC2a)	14.560 x 8 NOS.	= 116.480 S.M.
Mic AREA (MIC TYPE: MIC2aR)	14.560 x 8 NOS.	= 116.480 S.M.
Mic AREA (MIC TYPE: MIC4a)	16.716 x 2 NOS.	= 33.432 S.M.
Mic AREA (MIC TYPE: MIC4aR)	16.716 x 1 NOS.	= 16.716 S.M.
Mic AREA (MIC TYPE: MIC20)	16.866 x 4 NOS.	= 67.464 S.M.
Mic AREA (MIC TYPE: MIC20R)	16.866 x 3 NOS.	= 50.598 S.M.
Mic AREA (MIC TYPE: MIC20g)	16.791 x 2 NOS.	= 33.582 S.M.
Mic AREA (MIC TYPE: MIC20gR)	16.791 x 2 NOS.	= 33.582 S.M.
TOTAL		= 2565.890 S.M.

**BLOCK 8 (DOMESTIC)
1ST FLOOR**

TOTAL NOS. OF MIC UNIT = 85 NOS.
TOTAL NOS. OF MIC TYPE = 13 NOS.
(MIC TYPE: MIC1, MIC1R, MIC2, MIC2R, MIC2a, MIC2aR, MIC4, MIC4a, MIC4aR, MIC20, MIC20R, MIC20g, MIC20gR)

Mic AREA (MIC TYPE: MIC1)	16.716 x 23 NOS.	= 394.468 S.M.
Mic AREA (MIC TYPE: MIC1R)	16.716 x 22 NOS.	= 372.752 S.M.
Mic AREA (MIC TYPE: MIC2)	14.560 x 7 NOS.	= 101.920 S.M.
Mic AREA (MIC TYPE: MIC2R)	14.560 x 8 NOS.	= 116.480 S.M.
Mic AREA (MIC TYPE: MIC2a)	14.560 x 7 NOS.	= 101.920 S.M.
Mic AREA (MIC TYPE: MIC2aR)	14.560 x 8 NOS.	= 116.480 S.M.
Mic AREA (MIC TYPE: MIC4a)	16.716 x 1 NOS.	= 16.716 S.M.
Mic AREA (MIC TYPE: MIC4aR)	16.716 x 1 NOS.	= 16.716 S.M.
Mic AREA (MIC TYPE: MIC20)	16.866 x 1 NOS.	= 16.866 S.M.
Mic AREA (MIC TYPE: MIC20R)	16.866 x 2 NOS.	= 33.732 S.M.
Mic AREA (MIC TYPE: MIC20g)	16.791 x 2 NOS.	= 33.582 S.M.
Mic AREA (MIC TYPE: MIC20gR)	16.791 x 2 NOS.	= 33.582 S.M.
TOTAL		= 1316.900 S.M.

**BLOCK 9 (DOMESTIC)
1ST FLOOR**

TOTAL NOS. OF MIC UNIT = 117 NOS.
TOTAL NOS. OF MIC TYPE = 13 NOS.
(MIC TYPE: MIC1, MIC1R, MIC2, MIC2R, MIC2a, MIC2aR, MIC4, MIC4a, MIC4aR, MIC20, MIC20R, MIC20g, MIC20gR)

Mic AREA (MIC TYPE: MIC1)	16.716 x 42 NOS.	= 712.072 S.M.
Mic AREA (MIC TYPE: MIC1R)	16.716 x 45 NOS.	= 752.220 S.M.
Mic AREA (MIC TYPE: MIC2)	14.560 x 5 NOS.	= 72.800 S.M.
Mic AREA (MIC TYPE: MIC2R)	14.560 x 4 NOS.	= 58.240 S.M.
Mic AREA (MIC TYPE: MIC2a)	14.560 x 5 NOS.	= 72.800 S.M.
Mic AREA (MIC TYPE: MIC2aR)	14.560 x 4 NOS.	= 58.240 S.M.
Mic AREA (MIC TYPE: MIC4a)	16.716 x 1 NOS.	= 16.716 S.M.
Mic AREA (MIC TYPE: MIC4aR)	16.716 x 1 NOS.	= 16.716 S.M.
Mic AREA (MIC TYPE: MIC20)	16.866 x 2 NOS.	= 33.732 S.M.
Mic AREA (MIC TYPE: MIC20R)	16.866 x 3 NOS.	= 50.598 S.M.
Mic AREA (MIC TYPE: MIC20g)	16.791 x 2 NOS.	= 33.582 S.M.
Mic AREA (MIC TYPE: MIC20gR)	16.791 x 2 NOS.	= 33.582 S.M.
TOTAL		= 1918.014 S.M.

**BLOCK 10 (DOMESTIC)
1ST FLOOR**

TOTAL NOS. OF MIC UNIT = 116 NOS.
TOTAL NOS. OF MIC TYPE = 13 NOS.
(MIC TYPE: MIC1, MIC1R, MIC2, MIC2R, MIC2a, MIC2aR, MIC4, MIC4a, MIC4aR, MIC20, MIC20R, MIC20g, MIC20gR)

Mic AREA (MIC TYPE: MIC1)	16.716 x 23 NOS.	= 394.468 S.M.
Mic AREA (MIC TYPE: MIC1R)	16.716 x 23 NOS.	= 394.468 S.M.
Mic AREA (MIC TYPE: MIC2)	14.560 x 14 NOS.	= 203.840 S.M.
Mic AREA (MIC TYPE: MIC2R)	14.560 x 15 NOS.	= 218.400 S.M.
Mic AREA (MIC TYPE: MIC2a)	14.560 x 14 NOS.	= 203.840 S.M.
Mic AREA (MIC TYPE: MIC2aR)	14.560 x 15 NOS.	= 218.400 S.M.
Mic AREA (MIC TYPE: MIC4a)	16.716 x 1 NOS.	= 16.716 S.M.
Mic AREA (MIC TYPE: MIC4aR)	16.716 x 1 NOS.	= 16.716 S.M.
Mic AREA (MIC TYPE: MIC20)	16.866 x 3 NOS.	= 50.598 S.M.
Mic AREA (MIC TYPE: MIC20R)	16.866 x 3 NOS.	= 50.598 S.M.
Mic AREA (MIC TYPE: MIC20g)	16.791 x 2 NOS.	= 33.582 S.M.
Mic AREA (MIC TYPE: MIC20gR)	16.791 x 2 NOS.	= 33.582 S.M.
TOTAL		= 1816.208 S.M.

CALCULATION OF MIC EXEMPTED IN G.F.A. (DOMESTIC)

ZONE 2:

GRD FL. MIC AREA	2565.890 + 1296.455 + 1984.207 + 1814.756	= 7660.308 S.M.
1ST FL. MIC AREA	2565.890 + 1356.930 + 1918.014 + 1815.208	= 7656.042 S.M.
2ND FL. MIC AREA	2565.890 + 1356.930 + 1918.014 + 1815.208	= 7656.042 S.M.
TOTAL	7740.429	= 22976.392 S.M.
EXEMPTED G.F.A. OF MIC AREA: (10%)	774.043	= 2297.639 S.M.

**ZONE 2:
UNDER JPN8, EXEMPTED COVERED AREA FROM MIC AREA:**

COVERED AREA (GRD FL.)	2565.890 + 1356.930 + 1918.014 + 1815.208	= 7656.042 S.M.
EXEMPTED G.F.A. OF MIC AREA: (10%)	256.589	= 765.604 S.M.

CALCULATION OF MIC EXEMPTED IN G.F.A. (NON-DOMESTIC)

ZONE 2:

GRD FL. MIC AREA	16.716 + 58.240 + 26.120 + 0	= 101.076 S.M.
1ST FL. MIC AREA	0 + 0 + 0 + 0	= 0.000 S.M.
2ND FL. MIC AREA	0 + 0 + 0 + 0	= 0.000 S.M.
TOTAL	16.716	= 101.076 S.M.
EXEMPTED G.F.A. OF MIC AREA: (10%)	1.672	= 16.708 S.M.

**ZONE 2:
UNDER JPN8, EXEMPTED COVERED AREA FROM MIC AREA:**

COVERED AREA (GRD FL.)	16.716 + 58.240 + 26.120 + 0	= 101.076 S.M.
EXEMPTED G.F.A. OF MIC AREA: (10%)	1.672	= 16.708 S.M.

(ZONE 2) 2ND FLOOR MIC DIAGRAM

Notes:

FOR FIRE SERVICES DEPT.

No.	Date	Description	Initial

Revision

DESIGN AND BUILD CONTRACTOR:

CHEVALIER

ARCHITECT:

ALKE+

CIVIL & STRUCTURAL ENGINEER:

Wilson & Associates Ltd.

WILSON & ASSOC. LTD.

GEOTECHNICAL ENGINEER:

ASIA INFRASTRUCTURE SOLUTIONS LTD.

ASIA INFRASTRUCTURE SOLUTION LTD.

MIC CONSULTANT:

Wilson & Associates Ltd.

WILSON & ASSOC. LTD.

BUILDING SERVICES ENGINEER:

JRP

J. ROGER PRESTON LTD.

LANDSCAPE CONSULTANT:

EARTHASIA LTD.

INTERIOR & BRANDING DESIGNER:

BREAD

BREAD STUDIO

ENVIRONMENTAL, BEAM CERTIFICATION, SUSTAINABILITY & ACOUSTIC CONSULTANT:

RAMBOLL

RAMBOLL H.K. LTD.

PLANNING CONSULTANT:

KTA PLANNING LTD.

TRAFFIC CONSULTANT:

CKM ASIA LTD.

Name	Signed	Date
Designed	LARRY CHAN	05/09/2023
Drawn	W. MAN	05/09/2023
Checked	LARRY CHAN	05/09/2023
Approved	PH TANG	05/09/2023

Contract No. SS M518

Project Title

DESIGN AND CONSTRUCTION OF LIGHT PUBLIC HOUSING AT YAU POK ROAD, YUEN LONG, AT TUEN MUN AREA 3A AND AT CHOI HING ROAD, NGAU TAU KOK

AFFIDAVIT SUBMISSION

(X) CONSENT IS GIVEN WITHOUT CONDITIONS
(X) CONSENT IS GIVEN WITH CONDITIONS
() CONSENT NOT GRANTED

FOR AND ON BEHALF OF ARCHITECTURAL SERVICES DEPARTMENT

DATE:

ARCHITECTURAL DESIGNER'S SIGNATURE FOR SUBMISSION:

ZHOU RAYMOND CHUN SUM
FOR AND ON BEHALF OF ANDREW LEE KING FUN & ASSOCIATES ARCHITECTS LTD.

ARCHITECTURAL DESIGN CHECKER'S SIGNATURE FOR SUBMISSION:

YU KWUN HO, KENNETH
FOR AND ON BEHALF OF KAW ARCHITECTS LTD.

Drawing Title

MIC CALCULATION (6)
(AT YAU POK ROAD, YUEN LONG)

Drawing No.	Scale	Rev.
AB/8800/SC43	1:300@A0	-

Date: 05/09/2023

建築署
Architectural Services Department



G.F.A. CALCULATION

ZONE 1

BLOCK 1
GRD FLOOR
① FLOOR AREA = 1133.333 S.M.

BLOCK 2
GRD FLOOR
② FLOOR AREA = 1777.621 S.M.

BLOCK 3
GRD FLOOR
③ FLOOR AREA = 2368.539 S.M.

BLOCK 4
GRD FLOOR
④ FLOOR AREA = 2178.327 S.M.

BLOCK 5
GRD FLOOR
⑤ FLOOR AREA = 1133.333 S.M.

BLOCK 6
GRD FLOOR
⑥ FLOOR AREA = 1133.333 S.M.

SUPPORTING BLOCKS
GRD FLOOR

① FLOOR AREA	= 313.838 S.M.
② FLOOR AREA	= 411.953 S.M.
③ FLOOR AREA	= 337.887 S.M.
④ FLOOR AREA	= 92.950 S.M.
⑤ FLOOR AREA	= 24.940 S.M.
⑥ FLOOR AREA	= 307.038 S.M.
⑦ FLOOR AREA	= 3.890 S.M.
TOTAL	= 1489.893 S.M.

(ZONE 1) GROUND FLOOR C.F.A. DIAGRAM

Notes:

FOR FIRE SERVICES DEPT.

No.	Date	Description	Initial

Revision

DESIGN AND BUILD CONTRACTOR:

CHEVALIER **CBCC**
中国铁建

ARCHITECT: **ALKF+**
ANDREW LEE KING FUN & ASSOCIATES ARCHITECTS LTD.

CIVIL & STRUCTURAL ENGINEER:
Wilson & Associates Ltd
Consulting Engineers, Planners, Managers

WILSON & ASSOC. LTD.

GEOTECHNICAL ENGINEER: **asia infrastructure solutions**

ASIA INFRASTRUCTURE SOLUTION LTD.

MIC CONSULTANT:
Wilson & Associates Ltd
Consulting Engineers, Planners, Managers

WILSON & ASSOC. LTD.

BUILDING SERVICES ENGINEER:
JRP **J. ROGER PRESTON LTD.**

LANDSCAPE CONSULTANT: **EARTHASIA LTD.**

INTERIOR & BRANDING DESIGNER: **BREAD** **BREAD STUDIO**

ENVIRONMENTAL, BEAM CERTIFICATION, SUSTAINABILITY & ACOUSTIC CONSULTANT:
RAMBOLL **RAMBOLL H.K. LTD.**

PLANNING CONSULTANT: **KTA PLANNING LTD.**

TRAFFIC CONSULTANT: **CKM ASIA LTD.**

	Name	Signed	Date
Designed	LARRY CHAN		05/09/2023
Drawn	W. MAN		05/09/2023
Checked	LARRY CHAN		05/09/2023
Approved	PIU TANG		05/09/2023

Contract No. **SS M518**

Project Title
DESIGN AND CONSTRUCTION OF LIGHT PUBLIC HOUSING AT YAU POK ROAD, YUEN LONG, AT TUEN MUN AREA 3A AND AT CHOI HING ROAD, NGAU TAU KOK

AIF/DA SUBMISSION
 CONSENT IS GIVEN WITHOUT CONDITIONS
 CONSENT IS GIVEN WITH CONDITIONS
 CONSENT NOT GRANTED
 FOR AND ON BEHALF OF ARCHITECTURAL SERVICES DEPARTMENT
 DATE: _____

ARCHITECTURAL DESIGNER'S SIGNATURE FOR SUBMISSION

ZHOU RAYMOND CHUN SUM
FOR AND ON BEHALF OF ANDREW LEE KING FUN & ASSOCIATES ARCHITECTS LTD. Date: _____

ARCHITECTURAL DESIGN CHECKER'S SIGNATURE FOR SUBMISSION

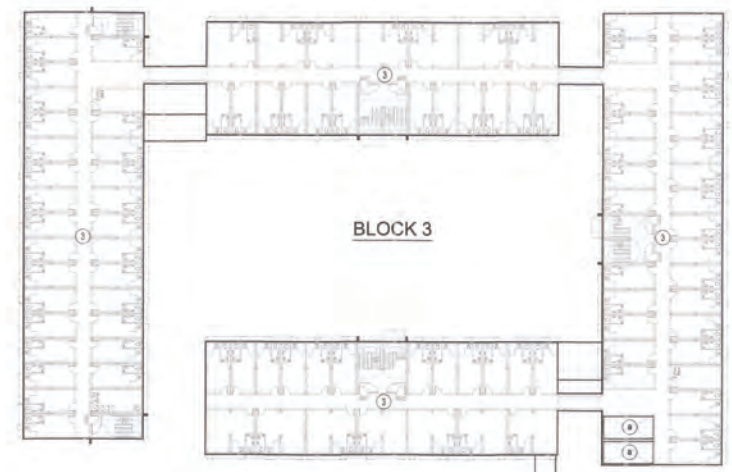
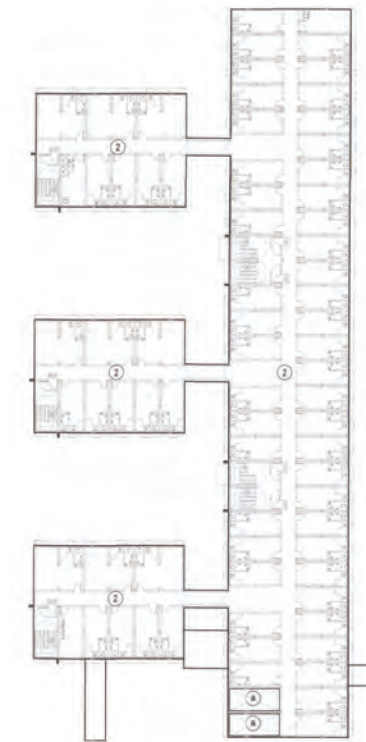
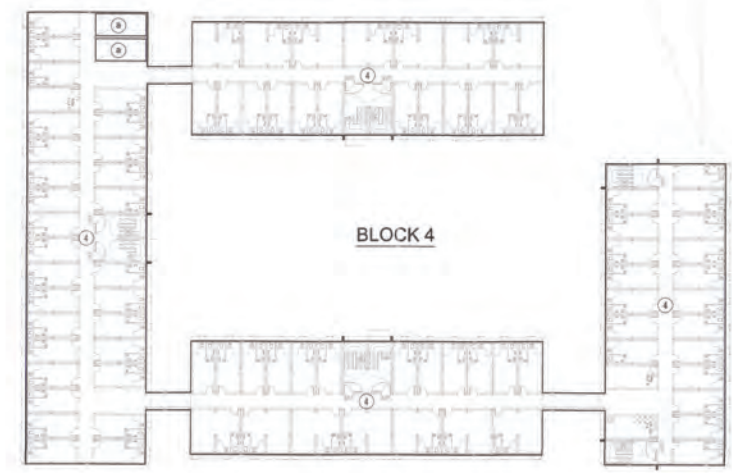
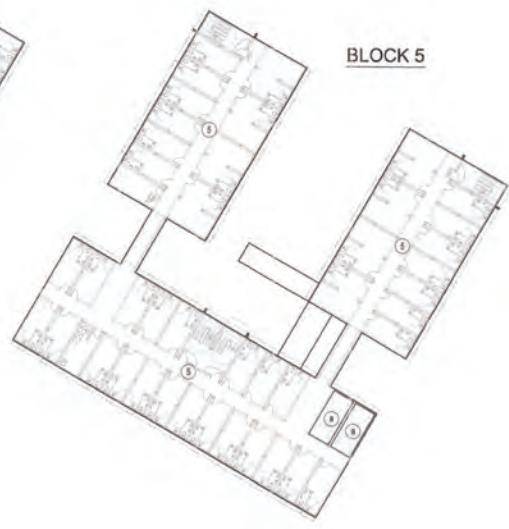
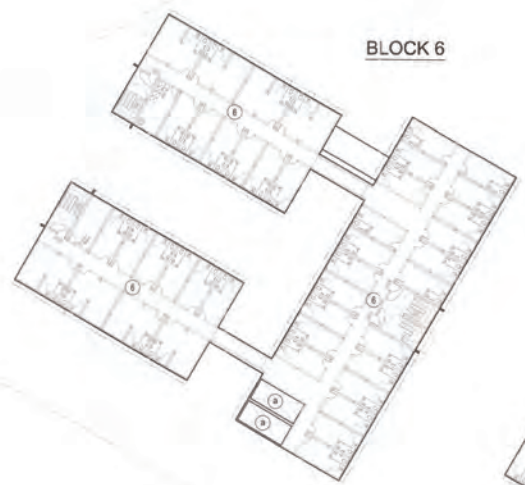
YU KHUN HO, KENNETH
FOR AND ON BEHALF OF K&W ARCHITECTS LTD. Date: _____

Drawing Title
**C.F.A. CALCULATION (1)
(AT YAU POK ROAD, YUEN LONG)**

Drawing No.	Scale	Rev.
AB/8800/SC44	1:300@A4	-

Date: 05/09/2023

建築署
Architectural Services Department



(ZONE 1) 1ST FLOOR C.F.A. DIAGRAM

G.F.A. CALCULATION

ZONE 1
BLOCK 1
1ST FLOOR

① FLOOR AREA	= 1133.483 S.M.
TOTAL	= 1133.483 S.M.
DEDUCT	
④ VOID	14.015 x 2 = 28.030 S.M.
TOTAL	= 1105.453 S.M.

BLOCK 2
1ST FLOOR

② FLOOR AREA	= 1777.846 S.M.
TOTAL	= 1777.846 S.M.
DEDUCT	
④ VOID	14.015 x 2 = 28.030 S.M.
TOTAL	= 1749.816 S.M.

BLOCK 3
1ST FLOOR

① FLOOR AREA	= 2368.686 S.M.
TOTAL	= 2368.686 S.M.
DEDUCT	
④ VOID	14.015 x 2 = 28.030 S.M.
TOTAL	= 2340.656 S.M.

BLOCK 4
1ST FLOOR

① FLOOR AREA	= 2178.477 S.M.
TOTAL	= 2178.477 S.M.
DEDUCT	
④ VOID	14.015 x 2 = 28.030 S.M.
TOTAL	= 2150.447 S.M.

BLOCK 5
1ST FLOOR

① FLOOR AREA	= 1133.483 S.M.
TOTAL	= 1133.483 S.M.
DEDUCT	
④ VOID	14.015 x 2 = 28.030 S.M.
TOTAL	= 1105.453 S.M.

BLOCK 6
1ST FLOOR

① FLOOR AREA	= 1133.483 S.M.
TOTAL	= 1133.483 S.M.
DEDUCT	
④ VOID	14.015 x 2 = 28.030 S.M.
TOTAL	= 1105.453 S.M.



Notes:

FOR FIRE SERVICES DEPT.

No.	Date	Description	Initial

Revision

DESIGN AND BUILD CONTRACTOR:

CHEVALIER 中国铁建

ARCHITECT: ANDREW LEE KING FUN & ASSOCIATES ARCHITECTS LTD.

CIVIL & STRUCTURAL ENGINEER: WILSON & ASSOC. LTD.

GEOTECHNICAL ENGINEER: ASIA INFRASTRUCTURE SOLUTION LTD.

MIC CONSULTANT: WILSON & ASSOC. LTD.

BUILDING SERVICES ENGINEER: J. ROGER PRESTON LTD.

LANDSCAPE CONSULTANT: EARTHASIA LTD.

INTERIOR & BRANDING DESIGNER: BREAD STUDIO

ENVIRONMENTAL, BEAM CERTIFICATION, SUSTAINABILITY & ACOUSTIC CONSULTANT: RAMBOLL H.K. LTD.

PLANNING CONSULTANT: KTA PLANNING LTD.

TRAFFIC CONSULTANT: CKM ASIA LTD.

Name	Signed	Date
Designed	LARRY CHAN	05/08/2023
Drawn	W. MAN	05/08/2023
Checked	LARRY CHAN	05/09/2023
Approved	PHI TANG	05/09/2023

Contract No. SS M518

Project Title
DESIGN AND CONSTRUCTION OF LIGHT PUBLIC HOUSING AT YAU POK ROAD, YUEN LONG, AT TUEN MUN AREA 3A AND AT CHOI HING ROAD, NGAU TAU KOK

AFFIDAVIT SUBMISSION
 CONSENT IS GIVEN WITHOUT CONDITIONS
 CONSENT IS GIVEN WITH CONDITIONS
 CONSENT NOT GRANTED
 FOR AND ON BEHALF OF ARCHITECTURAL SERVICES DEPARTMENT
 DATE: _____

ARCHITECTURAL DESIGNER'S SIGNATURE FOR SUBMISSION

ZHOU RAYMOND CHUN SUM
FOR AND ON BEHALF OF ANDREW LEE KING FUN & ASSOCIATES ARCHITECTS LTD. Date: _____

ARCHITECTURAL DESIGN CHECKER'S SIGNATURE FOR SUBMISSION

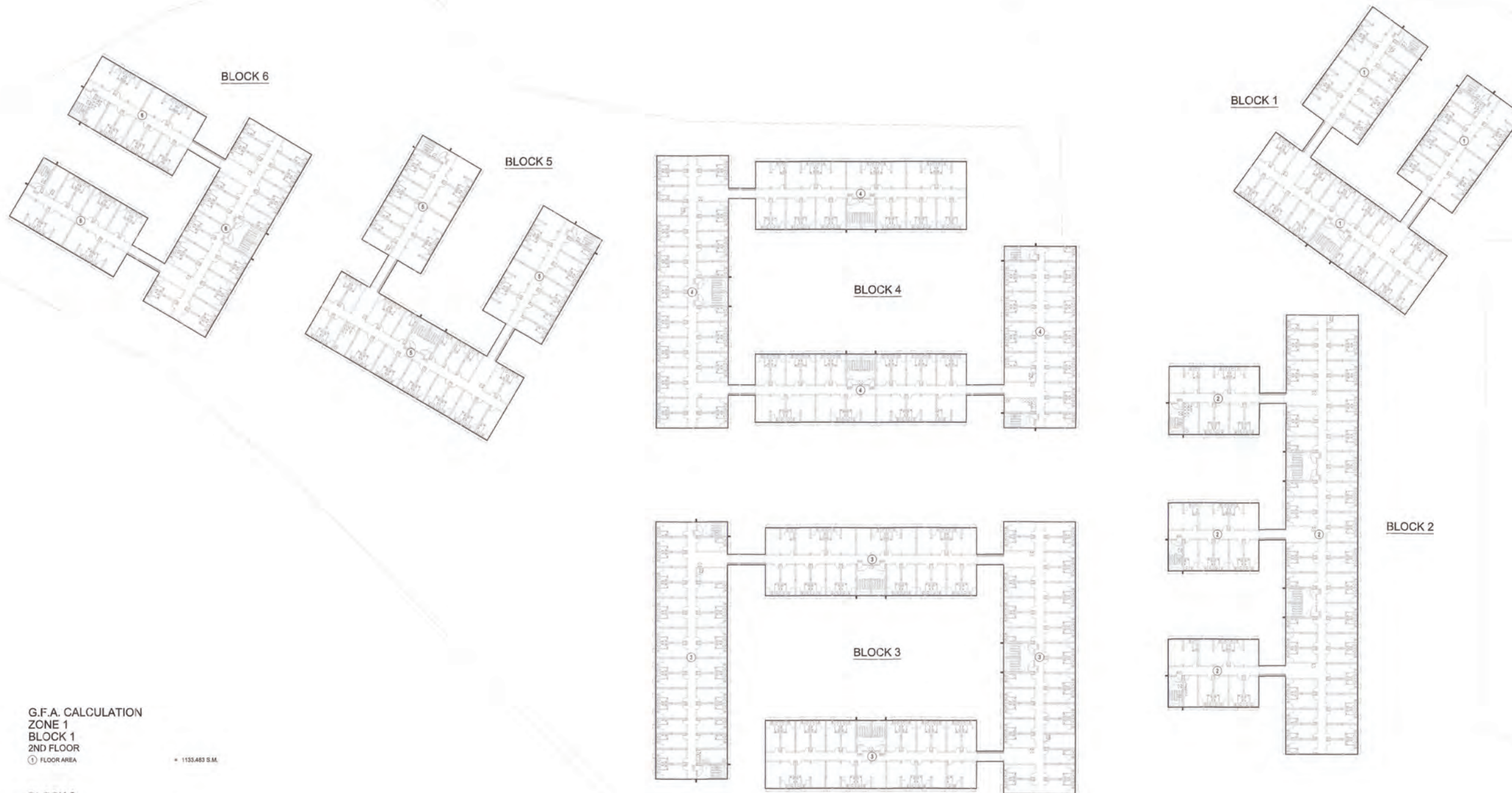
YU KWUN HO, KENNETH
FOR AND ON BEHALF OF K&W ARCHITECTS LTD. Date: _____

Drawing Title
C.F.A. CALCULATION (2)
(AT YAU POK ROAD, YUEN LONG)

Drawing No.	Scale	Rev.
AB/8800/SC45	1:300@A0	-

Date: 05/09/2023

建築署 Architectural Services Department



G.F.A. CALCULATION
ZONE 1
BLOCK 1
2ND FLOOR

① FLOOR AREA	= 1133.483 S.M.
--------------	-----------------

BLOCK 2
2ND FLOOR

② FLOOR AREA	= 1777.848 S.M.
--------------	-----------------

BLOCK 3
2ND FLOOR

③ FLOOR AREA	= 2368.886 S.M.
--------------	-----------------

BLOCK 4
2ND FLOOR

④ FLOOR AREA	= 2178.477 S.M.
--------------	-----------------

BLOCK 5
2ND FLOOR

⑤ FLOOR AREA	= 1133.483 S.M.
--------------	-----------------

BLOCK 6
2ND FLOOR

⑥ FLOOR AREA	= 1133.483 S.M.
--------------	-----------------

(ZONE 1) 2ND FLOOR C.F.A. DIAGRAM

TOTAL C.F.A.
ZONE 1:

	BLOCK 1	BLOCK 2	BLOCK 3	BLOCK 4	BLOCK 5	BLOCK 6	SUPPORTING BLOCKS	
GRD FLOOR	1133.333	1777.821	2368.539	2178.327	1133.333	1133.333	1499.893	= 11221.379 S.M.
1ST FLOOR	1105.453	1749.816	2340.896	2151.447	1105.453	1105.453		= 9507.278 S.M.
2ND FLOOR	1133.483	1777.848	2368.886	2178.477	1133.483	1133.483		= 9725.455 S.M.
TOTAL	3372.269	5305.285	7077.861	6507.251	3372.269	3372.269	1499.893	= 30607.115 S.M.



Notes:
FOR FIRE SERVICES DEPT.

No.	Date	Description	Initial

Revision

DESIGN AND BUILD CONTRACTOR:

ARCHITECT:
 ANDREW LEE KING FUN & ASSOCIATES ARCHITECTS LTD.

CIVIL & STRUCTURAL ENGINEER:
 WILSON & ASSOC. LTD.

GEOTECHNICAL ENGINEER:
 ASIA INFRASTRUCTURE SOLUTION LTD.

MIC CONSULTANT:
 WILSON & ASSOC. LTD.

BUILDING SERVICES ENGINEER:
 J. ROGER PRESTON LTD.

LANDSCAPE CONSULTANT:
 EARTHASIA LTD.

INTERIOR & BRANDING DESIGNER:
 BREAD STUDIO

ENVIRONMENTAL, BEAM CERTIFICATION, SUSTAINABILITY & ACOUSTIC CONSULTANT:
 RAMBOLL H.K. LTD.

PLANNING CONSULTANT:
 KTA PLANNING LTD.

TRAFFIC CONSULTANT:
 CKM ASIA LTD.

	Name	Signed	Date
Designed	LARRY CHAN		05/09/2023
Drawn	W. MAN		05/09/2023
Checked	LARRY CHAN		05/09/2023
Approved	PM TANG		05/09/2023

Contract No. SS M518

Project Title
DESIGN AND CONSTRUCTION OF LIGHT PUBLIC HOUSING AT YAU POK ROAD, YUEN LONG, AT TUEN MUN AREA 3A AND AT CHOI HING ROAD, NGAU TAU KOK

AFFIDAVIT SUBMISSION
 CONSENT IS GIVEN WITHOUT CONDITIONS
 CONSENT IS GIVEN WITH CONDITIONS
 CONSENT NOT GRANTED
 FOR AND ON BEHALF OF ARCHITECTURAL SERVICES DEPARTMENT
 DATE: _____

ARCHITECTURAL DESIGNER'S SIGNATURE FOR SUBMISSION:
 ZHOU RAYMOND CHUN SUM
 FOR AND ON BEHALF OF ANDREW LEE KING FUN & ASSOCIATES ARCHITECTS LTD. Date: _____

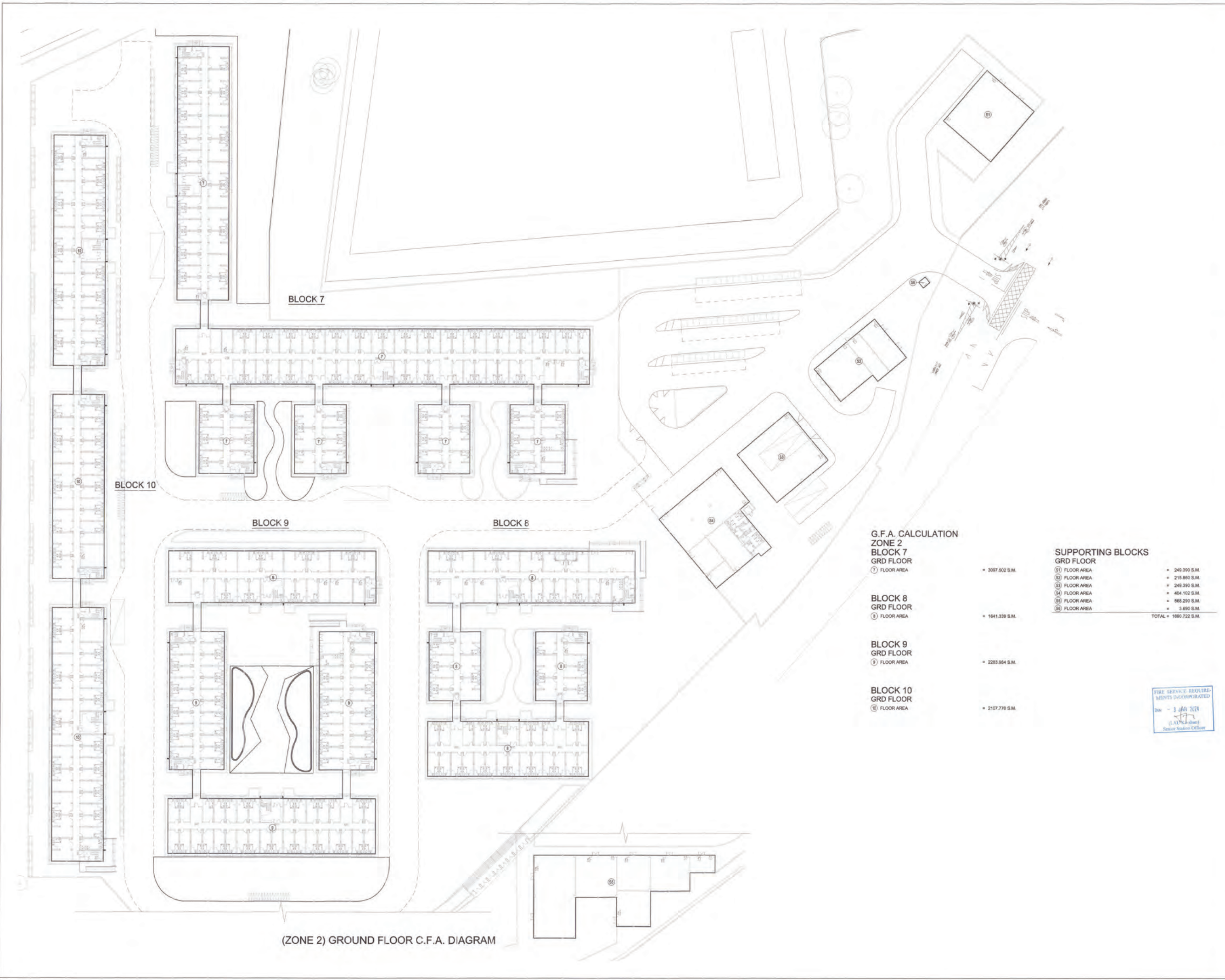
ARCHITECTURAL DESIGN CHECKER'S SIGNATURE FOR SUBMISSION:
 YU KHUN HO, KENNETH
 FOR AND ON BEHALF OF K&W ARCHITECTS LTD. Date: _____

Drawing Title:
**C.F.A. CALCULATION (3)
 (AT YAU POK ROAD, YUEN LONG)**

Drawing No.	Scale	Rev.
AB/8800/SC46	1:300@A0	-

Date: 05/09/2023

建築署
 Architectural Services Department



(ZONE 2) GROUND FLOOR C.F.A. DIAGRAM

G.F.A. CALCULATION

ZONE 2	
BLOCK 7	
⑦ FLOOR AREA	= 3097.502 S.M.
BLOCK 8	
⑧ FLOOR AREA	= 1641.339 S.M.
BLOCK 9	
⑨ FLOOR AREA	= 2283.964 S.M.
BLOCK 10	
⑩ FLOOR AREA	= 2107.770 S.M.

SUPPORTING BLOCKS

⑪ FLOOR AREA	= 249.390 S.M.
⑫ FLOOR AREA	= 215.860 S.M.
⑬ FLOOR AREA	= 249.390 S.M.
⑭ FLOOR AREA	= 404.102 S.M.
⑮ FLOOR AREA	= 568.290 S.M.
⑯ FLOOR AREA	= 3.690 S.M.
TOTAL	= 1690.722 S.M.



Notes:

FOR FIRE SERVICES DEPT.

No.	Date	Description	Initial

Revision

DESIGN AND BUILD CONTRACTOR:

CHEVALIER **REC** **中国铁建**

ARCHITECT: **ALKF+**
ANDREW LEE KING FUN & ASSOCIATES ARCHITECTS LTD.

CIVIL & STRUCTURAL ENGINEER:
Wilson & Associates Ltd
Consulting Engineers, Planners, Managers
WILSON & ASSOC. LTD.

GEOTECHNICAL ENGINEER:
asia infrastructure solutions
ASIA INFRASTRUCTURE SOLUTION LTD.

MIC CONSULTANT:
Wilson & Associates Ltd
Consulting Engineers, Planners, Managers
WILSON & ASSOC. LTD.

BUILDING SERVICES ENGINEER:
JRP **達信** **J. ROGER PRESTON LTD.**

LANDSCAPE CONSULTANT:
EARTHASIA LTD.

INTERIOR & BRANDING DESIGNER:
BREAD **BREAD STUDIO**

ENVIRONMENTAL, BEAM CERTIFICATION, SUSTAINABILITY & ACOUSTIC CONSULTANT:
RAMBOLL **RAMBOLL H.K. LTD.**

PLANNING CONSULTANT:
KTA PLANNING LTD.

TRAFFIC CONSULTANT:
CKM ASIA LTD.

	Name	Signed	Date
Designed	LARRY CHAN		05/09/2023
Drawn	W. MAN		05/09/2023
Checked	LARRY CHAN		05/09/2023
Approved	PM TANG		05/08/2023

Contract No. **SS M518**

Project Title
DESIGN AND CONSTRUCTION OF LIGHT PUBLIC HOUSING AT YAU POK ROAD, YUEN LONG, AT TUEN MUN AREA 3A AND AT CHOI HING ROAD, NGAU TAU KOK

APPROVAL SUBMISSION
() CONSENT IS GIVEN WITHOUT CONDITIONS
() CONSENT IS GIVEN WITH CONDITIONS
() CONSENT NOT GRANTED
FOR AND ON BEHALF OF ARCHITECTURAL SERVICES DEPARTMENT
DATE: _____

ARCHITECTURAL DESIGNER'S SIGNATURE FOR SUBMISSION
Date: 11/06/2023
(LAW) (Signature)
Senior Station Officer

ZHOU RAYMOND CHUN SUM
FOR AND ON BEHALF OF ANDREW LEE KING FUN & ASSOCIATES ARCHITECTS LTD. Date: _____

ARCHITECTURAL DESIGN CHECKER'S SIGNATURE FOR SUBMISSION

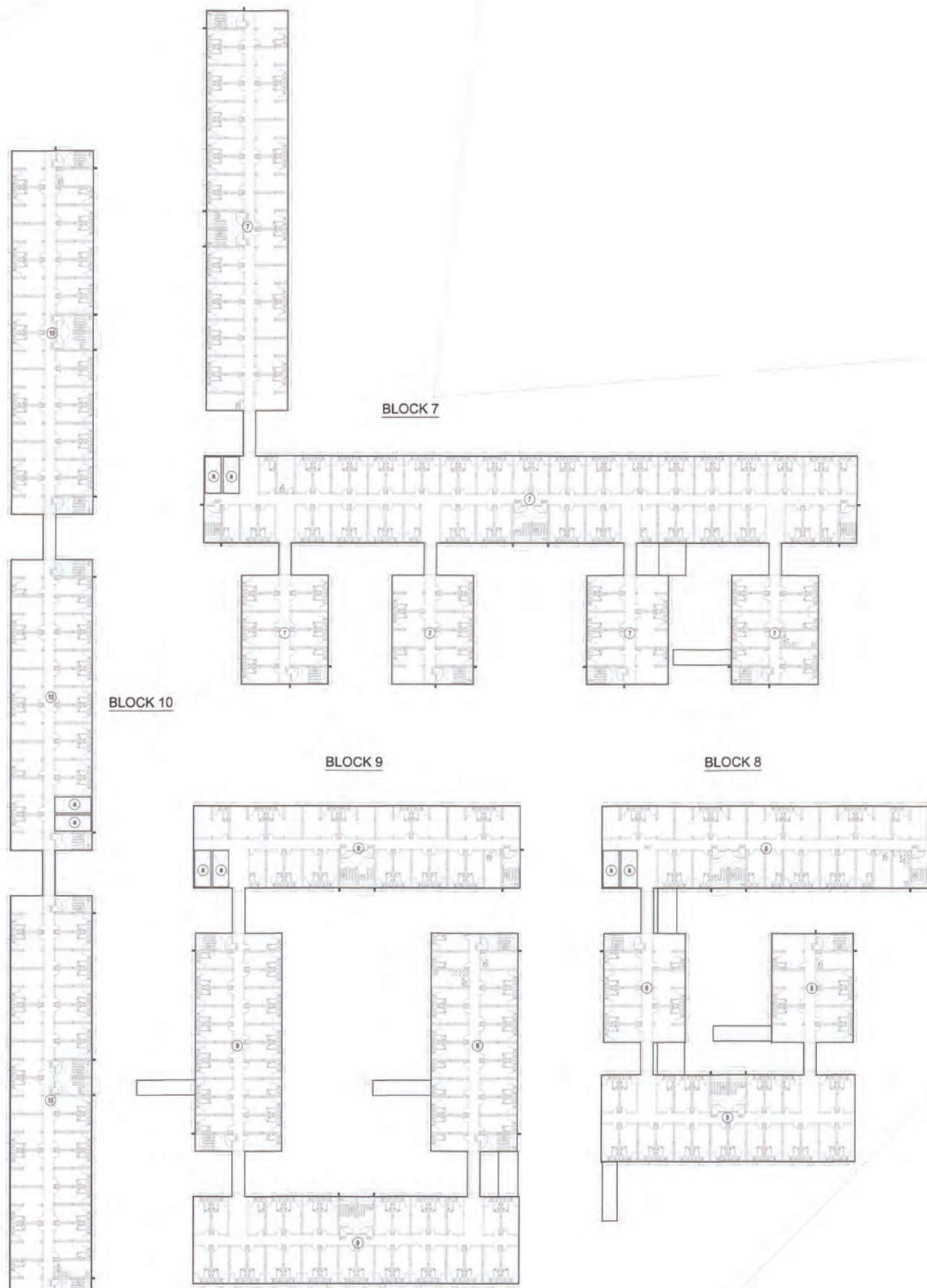
YU KWUN HO, KENNETH
FOR AND ON BEHALF OF K&W ARCHITECTS LTD. Date: _____

Drawing Title
**C.F.A. CALCULATION (4)
(AT YAU POK ROAD, YUEN LONG)**

Drawing No.	Scale	Rev.
AB/8800/SC47	1:300@A0	-

Date: 05/09/2023

建築署 Architectural Services Department



(ZONE 2) 1ST FLOOR C.F.A. DIAGRAM

**G.F.A. CALCULATION
ZONE 2
BLOCK 7
1ST FLOOR**

① FLOOR AREA	= 3098.027 S.M.
TOTAL	= 3098.027 S.M.
DEDUCT	
② VOID	14.015 x 2 = 28.030 S.M.
TOTAL	= 3069.997 S.M.

**BLOCK 8
1ST FLOOR**

① FLOOR AREA	= 1541.489 S.M.
TOTAL	= 1541.489 S.M.
DEDUCT	
② VOID	14.015 x 2 = 28.030 S.M.
TOTAL	= 1513.459 S.M.

**BLOCK 9
1ST FLOOR**

① FLOOR AREA	= 2284.059 S.M.
TOTAL	= 2284.059 S.M.
DEDUCT	
② VOID	14.015 x 2 = 28.030 S.M.
TOTAL	= 2256.029 S.M.

**BLOCK 10
1ST FLOOR**

① FLOOR AREA	= 2107.920 S.M.
TOTAL	= 2107.920 S.M.
DEDUCT	
② VOID	14.015 x 2 = 28.030 S.M.
TOTAL	= 2079.890 S.M.



Notes:

FOR FIRE SERVICES DEPT.

No.	Date	Description	Initial

Revision

DESIGN AND BUILD CONTRACTOR:

CHEVALIER 中国铁建

ARCHITECT: **ALKF+**
ANDREW LEE KING FUN & ASSOCIATES ARCHITECTS LTD.

CIVIL & STRUCTURAL ENGINEER:
Wilson & Associates Ltd
WILSON & ASSOC. LTD.

GEOTECHNICAL ENGINEER:
 ASIA INFRASTRUCTURE SOLUTION LTD.

MIC CONSULTANT:
Wilson & Associates Ltd
WILSON & ASSOC. LTD.

BUILDING SERVICES ENGINEER:
 J. ROGER PRESTON LTD.

LANDSCAPE CONSULTANT:
 EARTHASIA LTD.

INTERIOR & BRANDING DESIGNER:
BREAD BREAD STUDIO

ENVIRONMENTAL, BEAM CERTIFICATION, SUSTAINABILITY & ACOUSTIC CONSULTANT:
 RAMBOLL H.K. LTD.

PLANNING CONSULTANT:
 KTA PLANNING LTD.

TRAFFIC CONSULTANT:
 CKM ASIA LTD.

	Name	Signed	Date
Designed	LARRY CHAN		05/09/2023
Drawn	W. MAN		05/09/2023
Checked	LARRY CHAN		05/09/2023
Approved	PHI TANG		05/09/2023

Contract No. SS M518

Project Title
DESIGN AND CONSTRUCTION OF LIGHT PUBLIC HOUSING AT YAU POK ROAD, YUEN LONG, AT TUEN MUN AREA 3A AND AT CHOI HING ROAD, NGAU TAU KOK

APPROVAL SUBMISSION

() CONSENT IS GIVEN WITHOUT CONDITIONS
() CONSENT IS GIVEN WITH CONDITIONS
() CONSENT NOT GRANTED

FOR AND ON BEHALF OF ARCHITECTURAL SERVICES DEPARTMENT

DATE: _____

ARCHITECTURAL DESIGNER'S SIGNATURE FOR SUBMISSION

ZHOU RAYMOND CHUN SUM
FOR AND ON BEHALF OF ANDREW LEE KING FUN & ASSOCIATES ARCHITECTS LTD. Date: _____

ARCHITECTURAL DESIGN CHECKER'S SIGNATURE FOR SUBMISSION

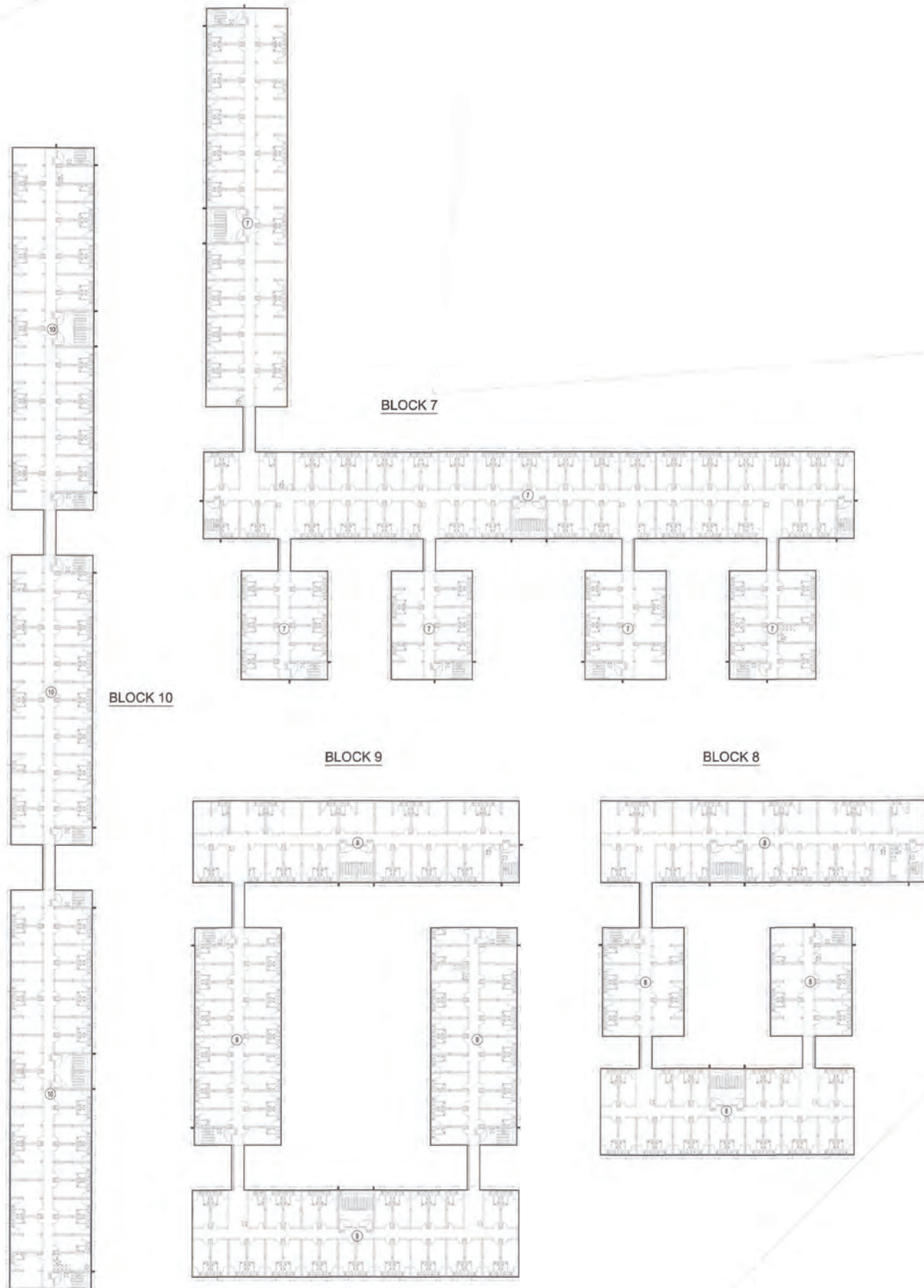
YU KWUN HO, KENNETH
FOR AND ON BEHALF OF K&W ARCHITECTS LTD. Date: _____

Drawing Title
**C.F.A. CALCULATION (5)
(AT YAU POK ROAD, YUEN LONG)**

Drawing No.	Scale	Rev.
AB/8800/SC48	1:300@A0	-

Date: 05/09/2023

建築署
Architectural Services Department



(ZONE 2) 2ND FLOOR C.F.A. DIAGRAM

**G.F.A. CALCULATION
ZONE 2**

BLOCK 7 2ND FLOOR ① FLOOR AREA	= 3098.027 S.M.
BLOCK 8 2ND FLOOR ② FLOOR AREA	= 1641.489 S.M.
BLOCK 9 2ND FLOOR ③ FLOOR AREA	= 2284.059 S.M.
2ND FLOOR 2ND FLOOR ④ FLOOR AREA	= 2107.820 S.M.

**TOTAL C.F.A.
ZONE 2:**

	BLOCK 7	BLOCK 8	BLOCK 9	BLOCK 10	SUPPORTING BLOCKS	
GRD FLOOR	3097.502	+ 1641.330	+ 2283.984	+ 2107.770	+ 1690.722	= 10821.317 S.M.
1ST FLOOR	3069.997	+ 1613.459	+ 2256.029	+ 2079.890		= 9019.375 S.M.
2ND FLOOR	3098.027	+ 1641.489	+ 2284.059	+ 2107.820		= 9131.495 S.M.
TOTAL	9265.526	+ 4896.287	+ 6824.072	+ 6295.580	+ 1690.722	= 28972.187 S.M.

FIRE SERVICE REQUIREMENTS INCORPORATED
Date: 3 JAN 2024
L. LAU
Senior Section Officer

Notes:
FOR FIRE SERVICES DEPT.

No.	Date	Description	Initial

Revision

DESIGN AND BUILD CONTRACTOR:


 中国铁建

ARCHITECT:

 ANDREW LEE KING FUN & ASSOCIATES ARCHITECTS LTD.

CIVIL & STRUCTURAL ENGINEER:

 WILSON & ASSOC. LTD.

GEOTECHNICAL ENGINEER:

 ASIA INFRASTRUCTURE SOLUTION LTD.

MIC CONSULTANT:

 WILSON & ASSOC. LTD.

BUILDING SERVICES ENGINEER:
 J. ROGER PRESTON LTD.

LANDSCAPE CONSULTANT:
 EARTHASIA LTD.

INTERIOR & BRANDING DESIGNER:
 BREAD STUDIO

ENVIRONMENTAL, BEAM CERTIFICATION, SUSTAINABILITY & ACOUSTIC CONSULTANT:
 RAMBOLL H.K. LTD.

PLANNING CONSULTANT:
 KTA PLANNING LTD.

TRAFFIC CONSULTANT:
 CKM ASIA LTD.

	Name	Signed	Date
Designed	LARRY CHAN		05/09/2023
Drawn	W. MAN		05/09/2023
Checked	LARRY CHAN		05/09/2023
Approved	PM TANG		05/09/2023

Contract No. SS M518

Project Title
DESIGN AND CONSTRUCTION OF LIGHT PUBLIC HOUSING AT YAU POK ROAD, YUEN LONG, AT TUEN MUN AREA 3A AND AT CHOI HING ROAD, NGAU TAU KOK

AFFIDAVIT SUBMISSION
 CONSENT IS GIVEN WITHOUT CONDITIONS
 CONSENT IS GIVEN WITH CONDITIONS
 CONSENT NOT GRANTED
 FOR AND ON BEHALF OF ARCHITECTURAL SERVICES DEPARTMENT
 DATE: _____

ARCHITECTURAL DESIGNER'S SIGNATURE FOR SUBMISSION:
 ZHOU RAYMOND CHUN SUM
 FOR AND ON BEHALF OF ANDREW LEE KING FUN & ASSOCIATES ARCHITECTS LTD. Date: _____

ARCHITECTURAL DESIGN CHECKER'S SIGNATURE FOR SUBMISSION:
 YU KWUN HO, KENNETH
 FOR AND ON BEHALF OF K&W ARCHITECTS LTD. Date: _____

Drawing Title
C.F.A. CALCULATION (5) (AT YAU POK ROAD, YUEN LONG)

Drawing No.	Scale	Rev.
AB/8800/SC49	1:300@A0	-

Date: 05/09/2023

 建築署
Architectural Services Department

FOR FIRE SERVICES DEPT.

No.	Date	Description	Initial

Revision

DESIGN AND BUILD CONTRACTOR: **CHEVALIER** 中國鐵建

ARCHITECT: **ALIF+** 奧力夫

CIVIL & STRUCTURAL ENGINEER: **Wilson & Associates Ltd**

GEOTECHNICAL ENGINEER: **ASIA INFRASTRUCTURE SOLUTION LTD**

M/C CONSULTANT: **Wilson & Associates Ltd**

BUILDING SERVICES ENGINEER: **WILSON & ASSOC. LTD.**

LANDSCAPE CONSULTANT: **J. ROGER PRESTON LTD.**

INTERIOR & BRANDING DESIGNER: **EARTHASIA LTD.**

ENVIRONMENTAL, BEAM CERTIFICATION, SUSTAINABILITY & ACCOUNTS CONSULTANT: **BREAD STUDIO**

PLANNING CONSULTANT: **RAMBOLL H.K. LTD.**

TRAFFIC CONSULTANT: **KTA PLANNING LTD.**

CKM ASIA LTD.

Date	Name	Signed
05/09/2023	LARRY CHAN	Designed
05/09/2023	W. MAN	Drawn
05/09/2023	LARRY CHAN	Checked
05/09/2023	PAI TUNG	Approved

Contract No. **SS M518**

Project Title: **DESIGN AND CONSTRUCTION OF LIGHT PUBLIC HOUSING AT YAU POK ROAD, YUEN LONG, AT TUN MUN AREA 3A AND AT CHOI HING ROAD, NGAU TAU KOK**

APPROVAL SUBMISSION (CONSENT IS GIVEN WITH CONDITIONS) (CONSENT NOT GRANTED) FOR AND ON BEHALF OF ARCHITECTURAL SERVICES DEPARTMENT

DATE: _____

ARCHITECTURAL DESIGNERS SIGNATURE FOR SUBMISSION

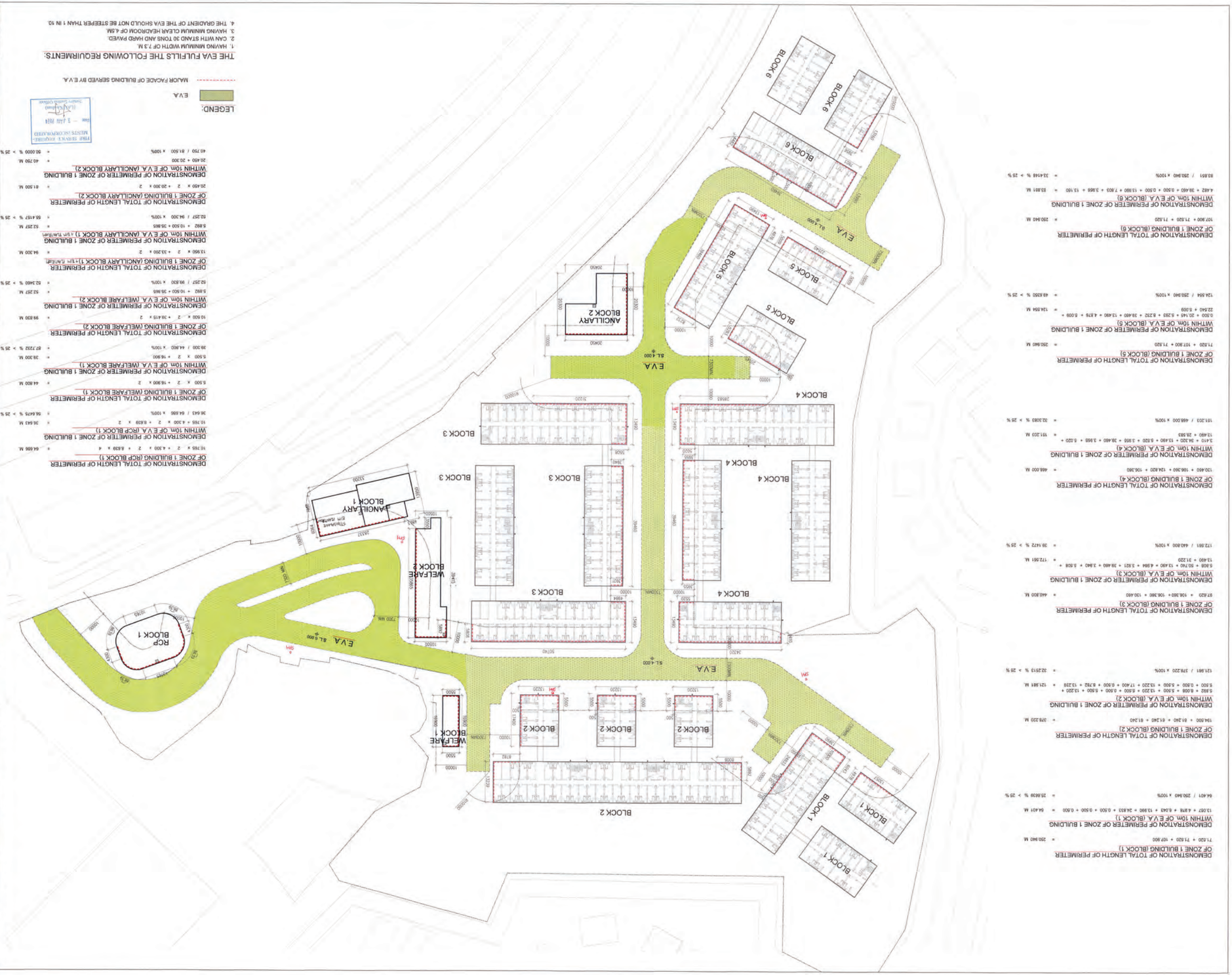
2ND DRAWING CHIEF SURV ANGELENE KANG FUNG FOR AND ON BEHALF OF 6 ASSOCIATES ARCHITECTS LTD. DATE: _____

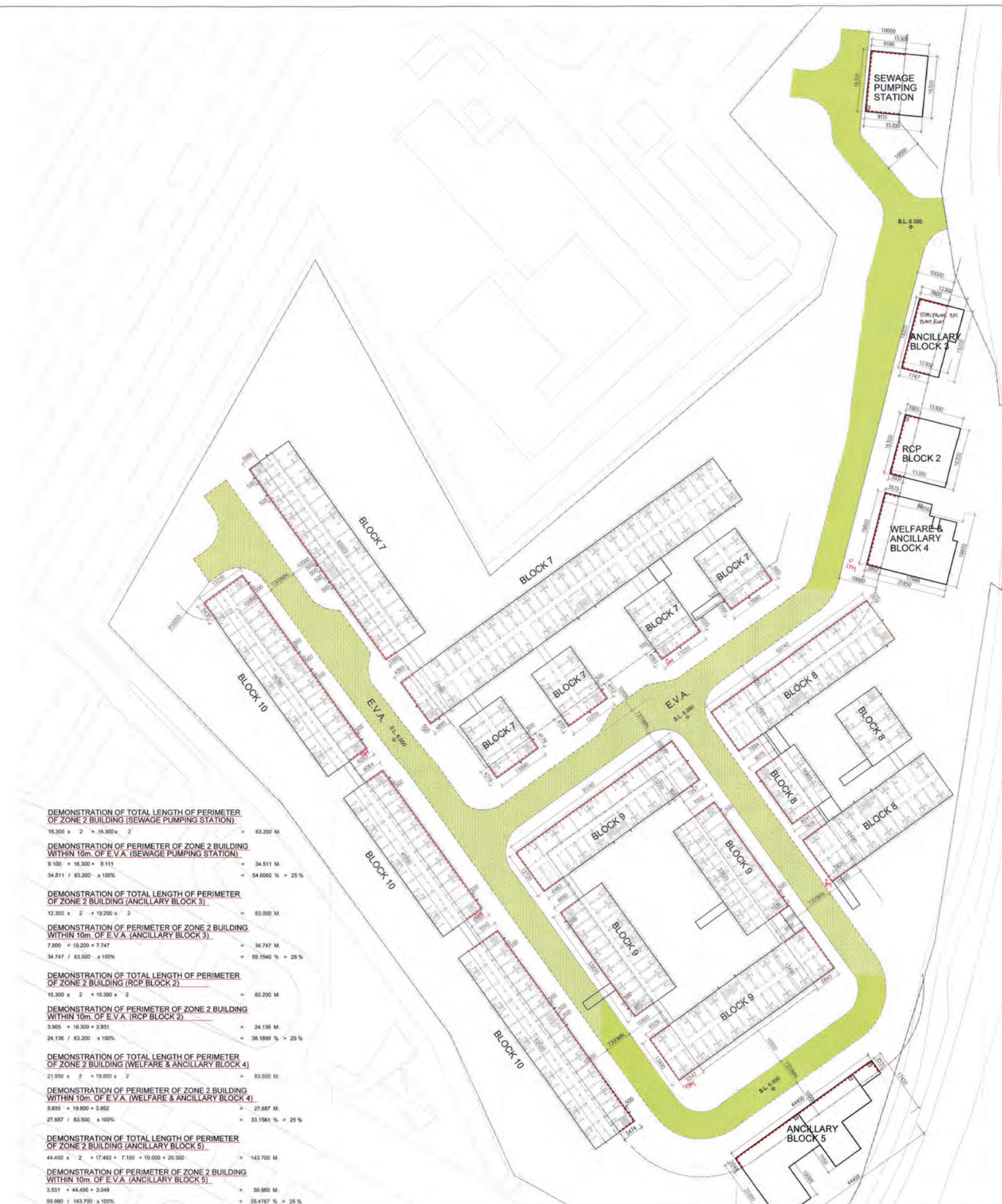
ARCHITECTURAL DESIGN CHECKERS SIGNATURE FOR SUBMISSION

YU KWUN HO, KENNETH FOR AND ON BEHALF OF HMM ARCHITECTS LTD. DATE: _____

Drawing No. **AB/800/SC50** Scale: **1:400@A0** Date: _____

Architectural Services Department





DEMONSTRATION OF TOTAL LENGTH OF PERIMETER OF ZONE 2 BUILDING (SEWAGE PUMPING STATION)
 $15,300 \times 2 + 16,300 \times 2 = 63,200 \text{ M}$

DEMONSTRATION OF PERIMETER OF ZONE 2 BUILDING WITHIN 10m OF E.V.A. (SEWAGE PUMPING STATION)
 $9,100 + 16,300 + 9,111 = 34,511 \text{ M}$
 $34,511 / 63,200 \times 100\% = 54.606\% > 25\%$

DEMONSTRATION OF TOTAL LENGTH OF PERIMETER OF ZONE 2 BUILDING (ANCILLARY BLOCK 3)
 $12,300 \times 2 + 19,200 \times 2 = 63,000 \text{ M}$

DEMONSTRATION OF PERIMETER OF ZONE 2 BUILDING WITHIN 10m OF E.V.A. (ANCILLARY BLOCK 3)
 $7,800 + 19,200 + 7,747 = 34,747 \text{ M}$
 $34,747 / 63,000 \times 100\% = 55.164\% > 25\%$

DEMONSTRATION OF TOTAL LENGTH OF PERIMETER OF ZONE 2 BUILDING (RCP BLOCK 2)
 $15,300 \times 2 + 16,300 \times 2 = 63,200 \text{ M}$

DEMONSTRATION OF PERIMETER OF ZONE 2 BUILDING WITHIN 10m OF E.V.A. (RCP BLOCK 2)
 $3,905 + 16,300 + 3,951 = 24,156 \text{ M}$
 $24,156 / 63,200 \times 100\% = 38.189\% > 25\%$

DEMONSTRATION OF TOTAL LENGTH OF PERIMETER OF ZONE 2 BUILDING (WELFARE & ANCILLARY BLOCK 4)
 $21,900 \times 2 + 19,800 \times 2 = 83,500 \text{ M}$

DEMONSTRATION OF PERIMETER OF ZONE 2 BUILDING WITHIN 10m OF E.V.A. (WELFARE & ANCILLARY BLOCK 4)
 $3,935 + 19,800 + 3,952 = 27,687 \text{ M}$
 $27,687 / 83,500 \times 100\% = 33.158\% > 25\%$

DEMONSTRATION OF TOTAL LENGTH OF PERIMETER OF ZONE 2 BUILDING (ANCILLARY BLOCK 5)
 $44,400 \times 2 + 17,450 + 7,150 + 10,000 + 20,300 = 143,700 \text{ M}$

DEMONSTRATION OF PERIMETER OF ZONE 2 BUILDING WITHIN 10m OF E.V.A. (ANCILLARY BLOCK 5)
 $3,531 + 44,400 + 3,049 = 50,980 \text{ M}$
 $50,980 / 143,700 \times 100\% = 35.476\% > 25\%$

DEMONSTRATION OF TOTAL LENGTH OF PERIMETER OF ZONE 2 BUILDING (BLOCK 7)
 $154,481 + 235,980 + 62,790 + 51,208 + 61,237 + 62,778 = 638,484 \text{ M}$

DEMONSTRATION OF PERIMETER OF ZONE 2 BUILDING WITHIN 10m OF E.V.A. (BLOCK 7)
 $3,866 + 62,020 + 3,390 + 0,500 + 0,500 + 0,500 + 0,500 + 0,500 + 0,500 + 0,500 + 4,172 + 0,500 + 4,151 + 13,220 + 4,112 + 0,500 + 0,500 + 4,080 + 13,220 + 4,020 + 0,500 + 3,991 + 13,990 + 3,991 = 185,742 \text{ M}$

$185,742 / 638,484 \times 100\% = 29.098\% > 25\%$

DEMONSTRATION OF TOTAL LENGTH OF PERIMETER OF ZONE 2 BUILDING (BLOCK 8)
 $130,820 + 80,240 + 107,900 + 60,240 = 359,300 \text{ M}$

DEMONSTRATION OF PERIMETER OF ZONE 2 BUILDING WITHIN 10m OF E.V.A. (BLOCK 8)
 $7,884 + 12,720 + 50,740 + 1,732 + 6,075 + 18,900 + 6,041 + 7,828 + 13,490 + 7,826 = 155,234 \text{ M}$

$155,234 / 359,300 \times 100\% = 43.199\% > 25\%$

DEMONSTRATION OF TOTAL LENGTH OF PERIMETER OF ZONE 2 BUILDING (BLOCK 9)
 $130,820 + 96,820 + 130,450 + 96,820 = 454,820 \text{ M}$

DEMONSTRATION OF PERIMETER OF ZONE 2 BUILDING WITHIN 10m OF E.V.A. (BLOCK 9)
 $8,483 + 12,720 + 51,240 + 13,220 + 7,297 + 0,500 + 7,502 + 23,820 + 0,500 + 7,031 + 0,500 + 6,831 + 13,490 + 6,840 + 6,842 + 13,490 + 6,529 + 6,272 + 0,500 + 33,820 + 6,895 + 0,500 = 241,822 \text{ M}$

$241,822 / 454,820 \times 100\% = 53.192\% > 25\%$

DEMONSTRATION OF TOTAL LENGTH OF PERIMETER OF ZONE 2 BUILDING (BLOCK 10)
 $142,200 + 117,640 + 153,480 = 413,320 \text{ M}$

DEMONSTRATION OF PERIMETER OF ZONE 2 BUILDING WITHIN 10m OF E.V.A. (BLOCK 10)
 $5,430 + 13,220 + 56,380 + 6,203 + 0,500 + 0,500 + 0,500 + 0,500 + 0,500 + 0,500 + 8,054 + 45,100 + 5,505 + 0,500 + 0,500 + 0,510 + 62,020 + 5,474 + 0,500 + 0,500 + 0,500 + 0,500 + 0,500 + 0,500 + 0,500 = 217,906 \text{ M}$

$217,906 / 413,320 \times 100\% = 52.721\% > 25\%$

LEGEND:
 E.V.A.
 MAJOR FACADE OF BUILDING SERVED BY E.V.A.

THE EVA FULFILLS THE FOLLOWING REQUIREMENTS:
 1. HAVING MINIMUM WIDTH OF 7.3 M.
 2. CAN WITH STAND 30 TONS AND HARD PAVED.
 3. HAVING MINIMUM CLEAR HEADROOM OF 4.5M.
 4. THE GRADIENT OF THE EVA SHOULD NOT BE STEEPER THAN 1 IN 10.

Notes:
 FOR FIRE SERVICES DEPT.

No.	Date	Description	Initial

Revision

DESIGN AND BUILD CONTRACTOR:
 

ARCHITECT:

 ANDREW LEE KING FUN & ASSOCIATES ARCHITECTS LTD.

CIVIL & STRUCTURAL ENGINEER:

 WILSON & ASSOC. LTD.

GEOTECHNICAL ENGINEER:

 ASIA INFRASTRUCTURE SOLUTION LTD.

MIC CONSULTANT:

 WILSON & ASSOC. LTD.

BUILDING SERVICES ENGINEER:

 J. ROGER PRESTON LTD.

LANDSCAPE CONSULTANT:

 EARTHASIA LTD.

INTERIOR & BRANDING DESIGNER:

 BREAD STUDIO

ENVIRONMENTAL, BEAM CERTIFICATION, SUSTAINABILITY & ACOUSTIC CONSULTANT:

 RAMBOLL H.K. LTD.

PLANNING CONSULTANT:

 KTA PLANNING LTD.

TRAFFIC CONSULTANT:

 CKM ASIA LTD.

Name	Signed	Date
LARRY CHAN		05/09/2023
W. MAN		05/09/2023
LARRY CHAN		05/09/2023
PM TANG		05/09/2023

Contract No. SS M518

Project Title
 DESIGN AND CONSTRUCTION OF LIGHT PUBLIC HOUSING AT YAU POK ROAD, YUEN LONG, AT TUEN MUN AREA 3A AND AT CHOI HING ROAD, NGAU TAU KOK

DATE: _____

ARCHITECTURAL DESIGNER'S SIGNATURE FOR SUBMISSION: _____

ZHOU RAYMOND CHUN SUM
 FOR AND ON BEHALF OF ANDREW LEE KING FUN & ASSOCIATES ARCHITECTS LTD. Date: _____

ARCHITECTURAL DESIGN CHECKER'S SIGNATURE FOR SUBMISSION: _____

YU KWUN HO, KENNETH
 FOR AND ON BEHALF OF KAW ARCHITECTS LTD. Date: _____

Drawing Title
 E.V.A. CALCULATION (2) (AT YAU POK ROAD, YUEN LONG)

Drawing No. AB/8800/SC51 Scale 1:400@A5 Rev. -

Date: xx/xx/2023



SUSTAINABLE BUILDING DESIGN GUIDELINES (SBDG)

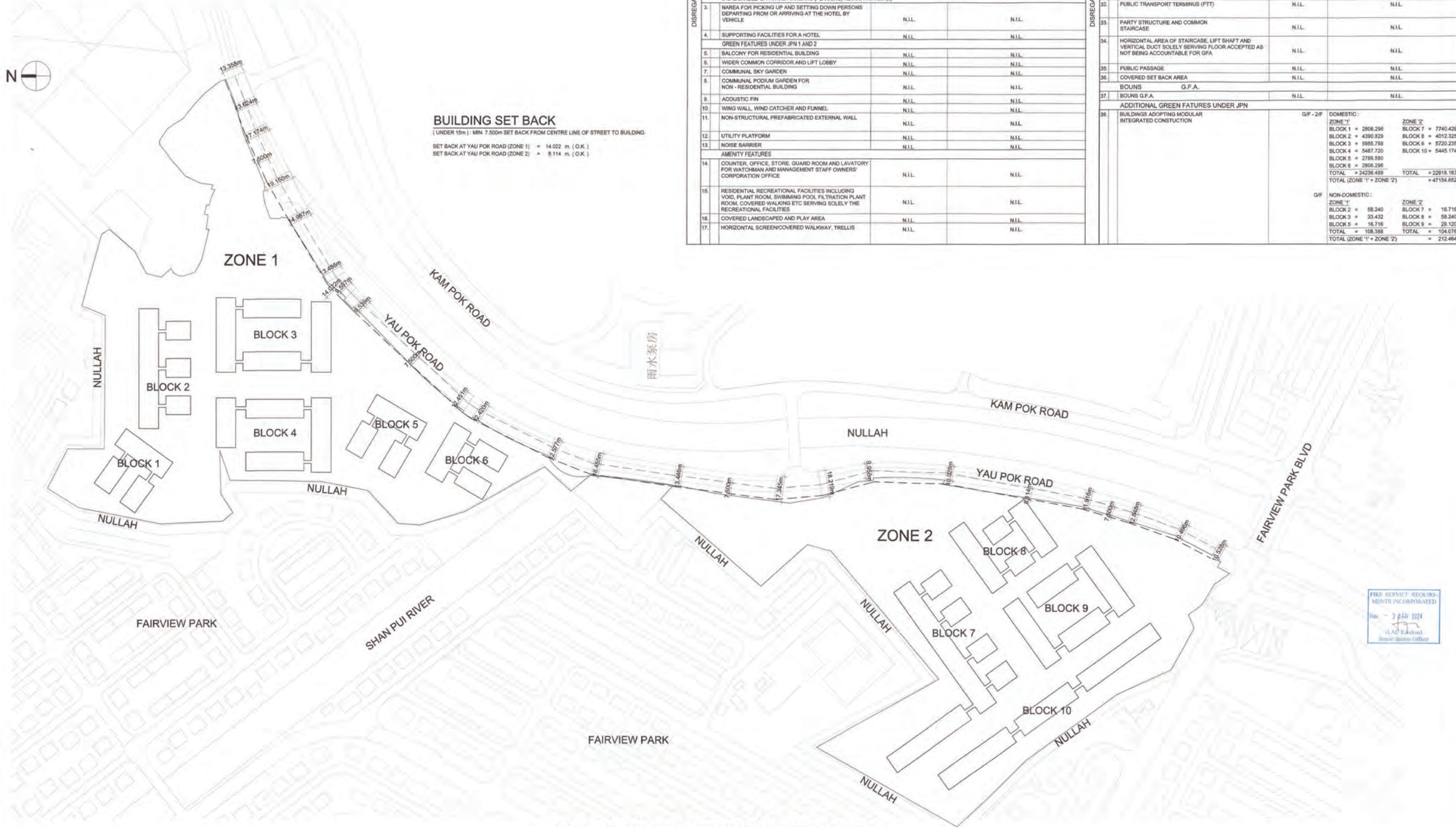
ZONE 1 + ZONE 2
 SITE AREA = 88619.000 S.M.
 HEIGHT OF BUILDING = 9.485
 LEVEL ZERO = 4.950 M.P.D.

ACCORDING TO PNP APP-152, ITEM 6, 'STANDALONE RESIDENTIAL BUILDING BLOCKS OF HEIGHT NOT EXCEEDING 15M CAN BE FROM THE BUILDING SEPARATION REQUIREMENTS AND DISREGARDED IN THE ASSESSMENT OF SUCH FOR OTHER BUILDINGS.'

SBDG (PNP APP-152)	DWG NO. DEMONSTRATING COMPLIANCE
BUILDING SEPARATION	
PARA. 4	
SITE AREA < 20,000 S.M. AND PROPOSED Lp < 60m	N/A
SITE AREA < 20,000 S.M. AND PROPOSED Lp > 60m	MIN. P = 20% / 20%
SITE AREA > 20,000 S.M. AND H < 60m	MIN. P = 20% / 25%
SITE AREA > 20,000 S.M. AND H > 60m	MIN. P = 20% / 33.3%
PARP. 4	
DESIGN REQUIREMENT (1)-Lp MAX CONTINUOUS PROJECTED FACADE LENGTH (Lp) OF BUILDING(S) ABUTTING A STREET	N/A
BUILDING SET BACK	
PARA. 7	
BUILDING ABUTTING A NARROW STREET LESS THAN 15m WIDE	SC52
SITE COVERAGE GREENERY	
PARA. 10	
SITE AREA < 1,000 S.M.	S.C. OF GREENERY N/A
1,000 < SITE AREA < 20,000 S.M.	MIN. S.C. OF GREENERY = 20% (MIN. 10% AT PRIMARY ZONE)
SITE AREA > 20,000 S.M.	MIN. S.C. OF GREENERY = 30% (MIN. 15% AT PRIMARY ZONE)

LIST OF G.F.A. CONCESSIONS

LOCATIONS	LOCATION	AREA (S.M.)	LOCATIONS	LOCATION	AREA (S.M.)																																																		
DISREGARDED G.F.A. UNDER BUILDING (PLANNING) REGULATIONS 23(a)(ii)																																																							
1.	CARPARK AND LOADING/UNLOADING AREA EXCLUDING PUBLIC TRANSPORT TERMINUS. TO BE SPECIFIED LATER.	N.I.L.	18.	LARGER LIFT SHAFT	N.I.L.																																																		
2. PLANT ROOMS & SIMILAR SERVICES																																																							
2.1.	MANDATORY FEATURE OR ESSENTIAL PLANT ROOM. AREA OF WHICH IS LIMITED BY RESPECTIVE PNP OR REGULATION SUCH AS LIFT MACHINE ROOM, TBE ROOM, REFUSE STORAGE AND MATERIAL RECOVERY CHAMBER, ETC. TO BE SPECIFIED LATER.	REFUSE COLLECTION POINT & VEHICLE PARKING G.F. ZONE '1' = 306.840 ZONE '2' = 248.390 REFUSE ROOM G.F.-2/F ZONE '1' = 41.793 ZONE '2' = 41.793 BLOCK 1 = 41.793 BLOCK 7 = 41.793 BLOCK 2 = 41.793 BLOCK 8 = 41.793 BLOCK 3 = 41.793 BLOCK 9 = 41.793 BLOCK 4 = 41.793 BLOCK 10 = 41.793 BLOCK 5 = 41.793 BLOCK 6 = 41.793	21.	PIPE DUCT, AIR DUCT FOR MANDATORY FEATURE OR ESSENTIAL PLANT ROOM	N.I.L.																																																		
2.2.	MANDATORY FEATURE OR ESSENTIAL PLANT ROOM. AREA OF WHICH IS NOT LIMITED BY ANY PNP OR REGULATION SUCH AS ROOM OCCUPIED SOLELY BY PSI AND EQUIPMENT, METER ROOM, TRANSFORMER ROOM, POTABLE AND FLUSHING WATER TANK, ETC. TO BE SPECIFIED LATER.	T.B.E. ROOM G.F. ZONE '1' = 29.836 ZONE '2' = 29.836 BLOCK 1 = 29.836 BLOCK 7 = 29.836 BLOCK 2 = 29.836 BLOCK 8 = 29.836 BLOCK 3 = 29.836 BLOCK 9 = 29.836 BLOCK 4 = 29.836 BLOCK 10 = 29.836 BLOCK 5 = 29.836 BLOCK 6 = 29.836	22.	PIPE DUCT, AIR DUCT FOR NON-MANDATORY OR NON-ESSENTIAL PLANT ROOM	N.I.L.																																																		
2.3.	NON-MANDATORY OR NON-ESSENTIAL PLANT ROOM, SUCH AS A/C PLANT ROOM, AHU ROOM ETC.	N.I.L.	23.	PLANT ROOM, PIPE DUCT, AIR DUCT FOR ENVIRONMENTALLY FRIENDLY SYSTEM AND FEATURE	N.I.L.																																																		
DISREGARDED G.F.A. UNDER BUILDING (PLANNING) REGULATION 23A(3)																																																							
3.	NAREA FOR PICKING UP AND SETTING DOWN PERSONS DEPARTING FROM OR ARRIVING AT THE HOTEL BY VEHICLE	N.I.L.	24.	HIGH HEADROOM AND VOID IN FRONT OF CINEMA, SHOPPING ARCADE ETC. IN NON-DOMESTIC DEVELOPMENT	N.I.L.																																																		
4.	SUPPORTING FACILITIES FOR A HOTEL	N.I.L.	25.	VOID OVER MAIN COMMON ENTRANCE (PRESTIGE ENTRANCE) IN NON-DOMESTIC DEVELOPMENT	N.I.L.																																																		
DISREGARDED G.F.A. UNDER BUILDING (PLANNING) REGULATION 23A(4)																																																							
5.	BALCONY FOR RESIDENTIAL BUILDING	N.I.L.	26.	SUNSHADE AND REFLECTOR	N.I.L.																																																		
6.	WIDER COMMON CORRIDOR AND LIFT LOBBY	N.I.L.	27.	MINOR PROJECTION SUCH AS A/C BOX, WINDOW CILL, PROJECTING WINDOW	N.I.L.																																																		
7.	COMMUNAL SKY GARDEN	N.I.L.	28.	OTHER PROJECTIONS SUCH AS AIR-CONDITIONING BOX AND PLATFORM WITH A PROJECTION OF MORE THAN 750mm FROM THE EXTERNAL WALLS	N.I.L.																																																		
8.	COMMUNAL POOL/GARDEN FOR NON-RESIDENTIAL BUILDING	N.I.L.	OTHER																																																				
9.	AUDIOSTIC FIN	N.I.L.	30.	REFUSE FLOOR INCLUDING REFUSE FLOOR CUM SKY GARDEN	N.I.L.																																																		
10.	WING WALL, WIND CATCHER AND FUNNEL	N.I.L.	31.	COVERED AREA UNDER LARGE PROJECTING / OVERHANGING FEATURE	N.I.L.																																																		
11.	NON-STRUCTURAL PREFABRICATED EXTERNAL WALL	N.I.L.	32.	PUBLIC TRANSPORT TERMINUS (PTT)	N.I.L.																																																		
12.	UTILITY PLATFORM	N.I.L.	33.	PARTY STRUCTURE AND COMMON STAIRCASE	N.I.L.																																																		
13.	NOISE BARRIER	N.I.L.	34.	HORIZONTAL AREA OF STAIRCASE, LIFT SHAFT AND VERTICAL DUCT SOLELY SERVING FLOOR ACCEPTED AS NOT BEING ACCOUNTABLE FOR G.F.A.	N.I.L.																																																		
14.	COUNTER, OFFICE, STORE, GUARD ROOM AND LAVATORY FOR WATCHMAN AND MANAGEMENT STAFF OWNERS CORPORATION OFFICE	N.I.L.	35.	PUBLIC PASSAGE	N.I.L.																																																		
15.	RESIDENTIAL RECREATIONAL FACILITIES INCLUDING VOID, PLANT ROOM, SWIMMING POOL, FILTRATION PLANT ROOM, COVERED WALKING ETC SERVING SOLELY THE RECREATIONAL FACILITIES	N.I.L.	36.	COVERED SET BACK AREA	N.I.L.																																																		
16.	COVERED LANDSCAPED AND PLAY AREA	N.I.L.	37.	BOUNDS G.F.A.	N.I.L.																																																		
17.	HORIZONTAL SCREENCOVERED WALKWAY, TRELLIS	N.I.L.	ADDITIONAL GREEN FEATURES UNDER JPN																																																				
<table border="1"> <thead> <tr> <th>DISREGARDED G.F.A.</th> <th>DISREGARDED G.F.A.</th> </tr> </thead> <tbody> <tr> <td>38.</td> <td>BUILDINGS ADOPTING MODULAR INTEGRATED CONSTRUCTION</td> </tr> <tr> <td colspan="2"> <table border="1"> <thead> <tr> <th>G.F.-2/F DOMESTIC:</th> <th>ZONE '1'</th> <th>ZONE '2'</th> </tr> </thead> <tbody> <tr> <td>BLOCK 1 = 2806.296</td> <td>BLOCK 7 = 7740.429</td> <td></td> </tr> <tr> <td>BLOCK 2 = 4390.929</td> <td>BLOCK 8 = 4012.325</td> <td></td> </tr> <tr> <td>BLOCK 3 = 6666.766</td> <td>BLOCK 9 = 6720.235</td> <td></td> </tr> <tr> <td>BLOCK 4 = 5487.720</td> <td>BLOCK 10 = 5445.174</td> <td></td> </tr> <tr> <td>BLOCK 5 = 2789.580</td> <td>BLOCK 6 = 2806.296</td> <td></td> </tr> <tr> <td>TOTAL = 24298.489</td> <td>TOTAL = 22918.163</td> <td></td> </tr> <tr> <td>TOTAL (ZONE '1' + ZONE '2') = 47154.652</td> <td></td> <td></td> </tr> </tbody> </table> </td> </tr> <tr> <td colspan="2"> <table border="1"> <thead> <tr> <th>G.F. NON-DOMESTIC:</th> <th>ZONE '1'</th> <th>ZONE '2'</th> </tr> </thead> <tbody> <tr> <td>BLOCK 2 = 58.240</td> <td>BLOCK 7 = 16.716</td> <td></td> </tr> <tr> <td>BLOCK 3 = 33.432</td> <td>BLOCK 8 = 58.240</td> <td></td> </tr> <tr> <td>BLOCK 5 = 16.716</td> <td>BLOCK 9 = 29.120</td> <td></td> </tr> <tr> <td>TOTAL = 108.388</td> <td>TOTAL = 104.676</td> <td></td> </tr> <tr> <td>TOTAL (ZONE '1' + ZONE '2') = 212.464</td> <td></td> <td></td> </tr> </tbody> </table> </td> </tr> </tbody> </table>						DISREGARDED G.F.A.	DISREGARDED G.F.A.	38.	BUILDINGS ADOPTING MODULAR INTEGRATED CONSTRUCTION	<table border="1"> <thead> <tr> <th>G.F.-2/F DOMESTIC:</th> <th>ZONE '1'</th> <th>ZONE '2'</th> </tr> </thead> <tbody> <tr> <td>BLOCK 1 = 2806.296</td> <td>BLOCK 7 = 7740.429</td> <td></td> </tr> <tr> <td>BLOCK 2 = 4390.929</td> <td>BLOCK 8 = 4012.325</td> <td></td> </tr> <tr> <td>BLOCK 3 = 6666.766</td> <td>BLOCK 9 = 6720.235</td> <td></td> </tr> <tr> <td>BLOCK 4 = 5487.720</td> <td>BLOCK 10 = 5445.174</td> <td></td> </tr> <tr> <td>BLOCK 5 = 2789.580</td> <td>BLOCK 6 = 2806.296</td> <td></td> </tr> <tr> <td>TOTAL = 24298.489</td> <td>TOTAL = 22918.163</td> <td></td> </tr> <tr> <td>TOTAL (ZONE '1' + ZONE '2') = 47154.652</td> <td></td> <td></td> </tr> </tbody> </table>		G.F.-2/F DOMESTIC:	ZONE '1'	ZONE '2'	BLOCK 1 = 2806.296	BLOCK 7 = 7740.429		BLOCK 2 = 4390.929	BLOCK 8 = 4012.325		BLOCK 3 = 6666.766	BLOCK 9 = 6720.235		BLOCK 4 = 5487.720	BLOCK 10 = 5445.174		BLOCK 5 = 2789.580	BLOCK 6 = 2806.296		TOTAL = 24298.489	TOTAL = 22918.163		TOTAL (ZONE '1' + ZONE '2') = 47154.652			<table border="1"> <thead> <tr> <th>G.F. NON-DOMESTIC:</th> <th>ZONE '1'</th> <th>ZONE '2'</th> </tr> </thead> <tbody> <tr> <td>BLOCK 2 = 58.240</td> <td>BLOCK 7 = 16.716</td> <td></td> </tr> <tr> <td>BLOCK 3 = 33.432</td> <td>BLOCK 8 = 58.240</td> <td></td> </tr> <tr> <td>BLOCK 5 = 16.716</td> <td>BLOCK 9 = 29.120</td> <td></td> </tr> <tr> <td>TOTAL = 108.388</td> <td>TOTAL = 104.676</td> <td></td> </tr> <tr> <td>TOTAL (ZONE '1' + ZONE '2') = 212.464</td> <td></td> <td></td> </tr> </tbody> </table>		G.F. NON-DOMESTIC:	ZONE '1'	ZONE '2'	BLOCK 2 = 58.240	BLOCK 7 = 16.716		BLOCK 3 = 33.432	BLOCK 8 = 58.240		BLOCK 5 = 16.716	BLOCK 9 = 29.120		TOTAL = 108.388	TOTAL = 104.676		TOTAL (ZONE '1' + ZONE '2') = 212.464		
DISREGARDED G.F.A.	DISREGARDED G.F.A.																																																						
38.	BUILDINGS ADOPTING MODULAR INTEGRATED CONSTRUCTION																																																						
<table border="1"> <thead> <tr> <th>G.F.-2/F DOMESTIC:</th> <th>ZONE '1'</th> <th>ZONE '2'</th> </tr> </thead> <tbody> <tr> <td>BLOCK 1 = 2806.296</td> <td>BLOCK 7 = 7740.429</td> <td></td> </tr> <tr> <td>BLOCK 2 = 4390.929</td> <td>BLOCK 8 = 4012.325</td> <td></td> </tr> <tr> <td>BLOCK 3 = 6666.766</td> <td>BLOCK 9 = 6720.235</td> <td></td> </tr> <tr> <td>BLOCK 4 = 5487.720</td> <td>BLOCK 10 = 5445.174</td> <td></td> </tr> <tr> <td>BLOCK 5 = 2789.580</td> <td>BLOCK 6 = 2806.296</td> <td></td> </tr> <tr> <td>TOTAL = 24298.489</td> <td>TOTAL = 22918.163</td> <td></td> </tr> <tr> <td>TOTAL (ZONE '1' + ZONE '2') = 47154.652</td> <td></td> <td></td> </tr> </tbody> </table>		G.F.-2/F DOMESTIC:	ZONE '1'	ZONE '2'	BLOCK 1 = 2806.296	BLOCK 7 = 7740.429		BLOCK 2 = 4390.929	BLOCK 8 = 4012.325		BLOCK 3 = 6666.766	BLOCK 9 = 6720.235		BLOCK 4 = 5487.720	BLOCK 10 = 5445.174		BLOCK 5 = 2789.580	BLOCK 6 = 2806.296		TOTAL = 24298.489	TOTAL = 22918.163		TOTAL (ZONE '1' + ZONE '2') = 47154.652																																
G.F.-2/F DOMESTIC:	ZONE '1'	ZONE '2'																																																					
BLOCK 1 = 2806.296	BLOCK 7 = 7740.429																																																						
BLOCK 2 = 4390.929	BLOCK 8 = 4012.325																																																						
BLOCK 3 = 6666.766	BLOCK 9 = 6720.235																																																						
BLOCK 4 = 5487.720	BLOCK 10 = 5445.174																																																						
BLOCK 5 = 2789.580	BLOCK 6 = 2806.296																																																						
TOTAL = 24298.489	TOTAL = 22918.163																																																						
TOTAL (ZONE '1' + ZONE '2') = 47154.652																																																							
<table border="1"> <thead> <tr> <th>G.F. NON-DOMESTIC:</th> <th>ZONE '1'</th> <th>ZONE '2'</th> </tr> </thead> <tbody> <tr> <td>BLOCK 2 = 58.240</td> <td>BLOCK 7 = 16.716</td> <td></td> </tr> <tr> <td>BLOCK 3 = 33.432</td> <td>BLOCK 8 = 58.240</td> <td></td> </tr> <tr> <td>BLOCK 5 = 16.716</td> <td>BLOCK 9 = 29.120</td> <td></td> </tr> <tr> <td>TOTAL = 108.388</td> <td>TOTAL = 104.676</td> <td></td> </tr> <tr> <td>TOTAL (ZONE '1' + ZONE '2') = 212.464</td> <td></td> <td></td> </tr> </tbody> </table>		G.F. NON-DOMESTIC:	ZONE '1'	ZONE '2'	BLOCK 2 = 58.240	BLOCK 7 = 16.716		BLOCK 3 = 33.432	BLOCK 8 = 58.240		BLOCK 5 = 16.716	BLOCK 9 = 29.120		TOTAL = 108.388	TOTAL = 104.676		TOTAL (ZONE '1' + ZONE '2') = 212.464																																						
G.F. NON-DOMESTIC:	ZONE '1'	ZONE '2'																																																					
BLOCK 2 = 58.240	BLOCK 7 = 16.716																																																						
BLOCK 3 = 33.432	BLOCK 8 = 58.240																																																						
BLOCK 5 = 16.716	BLOCK 9 = 29.120																																																						
TOTAL = 108.388	TOTAL = 104.676																																																						
TOTAL (ZONE '1' + ZONE '2') = 212.464																																																							



Notes:
 FOR FIRE SERVICES DEPT.

No.	Date	Description	Initial

Revision

DESIGN AND BUILD CONTRACTOR:
 CHEVALIER
 中国铁建

ARCHITECT:
 ALKF+
 ANDREW LEE KING FUN & ASSOCIATES ARCHITECTS LTD

CIVIL & STRUCTURAL ENGINEER:
 Wilson & Associates Ltd
 Consulting Engineers, Planners, Managers

WILSON & ASSOC. LTD.

GEOTECHNICAL ENGINEER:
 asia infrastructure solutions

ASIA INFRASTRUCTURE SOLUTION LTD.

MIC CONSULTANT:
 Wilson & Associates Ltd
 Consulting Engineers, Planners, Managers

WILSON & ASSOC. LTD.

BUILDING SERVICES ENGINEER:
 JRP
 J. ROGER PRESTON LTD.

LANDSCAPE CONSULTANT:
 EARTHASIA LTD.

INTERIOR & BRANDING DESIGNER:
 BREAD
 BREAD STUDIO

ENVIRONMENTAL, BEAM CERTIFICATION, SUSTAINABILITY & ACOUSTIC CONSULTANT:
 RAMBOLL
 RAMBOLL H.K. LTD.

PLANNING CONSULTANT:
 KTA PLANNING LTD.

TRAFFIC CONSULTANT:
 CKM ASIA LTD.

Name	Signed	Date
Designed	LARRY CHAN	05/09/2023
Drawn	W. MAN	05/09/2023
Checked	LARRY CHAN	05/09/2023
Approved	PM TANG	05/09/2023

Contract No. SS M518

Project Title
DESIGN AND CONSTRUCTION OF LIGHT PUBLIC HOUSING AT YAU POK ROAD, YUEN LONG, AT TUEN MUN AREA 3A AND AT CHOI HING ROAD, NGAU TAU KOK

AIP/DA SUBMISSION
 () CONSENT IS GIVEN WITHOUT CONDITIONS
 () CONSENT IS GIVEN WITH CONDITIONS
 () CONSENT NOT GRANTED

FOR AND ON BEHALF OF ARCHITECTURAL SERVICES DEPARTMENT

DATE: _____

ARCHITECTURAL DESIGNER'S SIGNATURE FOR SUBMISSION:
 ZHOU RAYMOND CHUN SUM
 FOR AND ON BEHALF OF ANDREW LEE KING FUN & ASSOCIATES ARCHITECTS LTD. Date: _____

ARCHITECTURAL DESIGNER'S SIGNATURE FOR SUBMISSION:
 YU KHUN HO, KENNETH
 FOR AND ON BEHALF OF K&W ARCHITECTS LTD. Date: _____

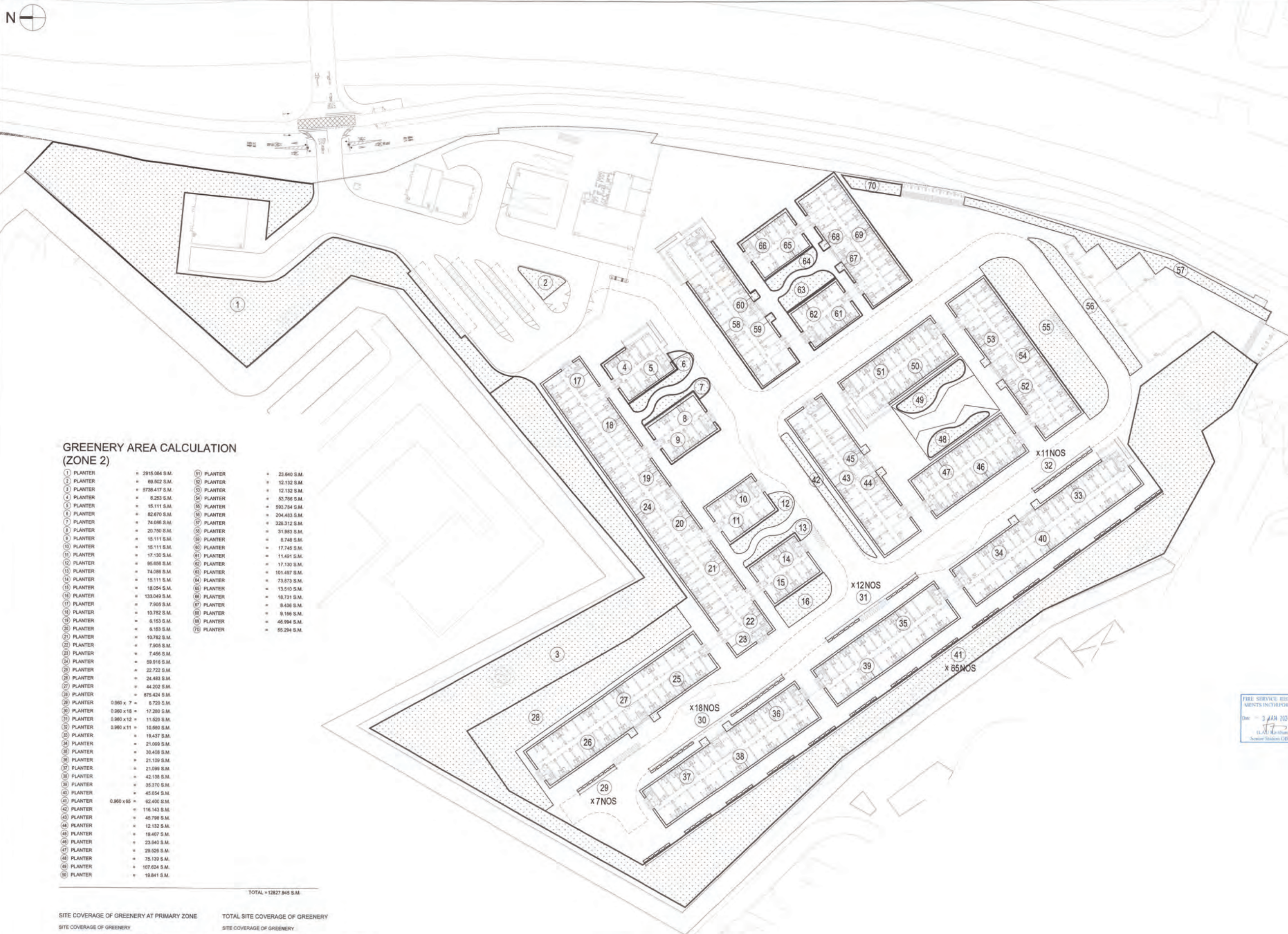
Drawing Title
S.B.D. CALCULATION '1' (AT YAU POK ROAD, YUEN LONG)

Drawing No.	Scale	Rev.
AB/8800/SC52	1:1000@A0	-

Date: 05/09/2023

建築署
 Architectural Services Department

SITE PLAN FOR BUILDING SETBACK



GREENERY AREA CALCULATION (ZONE 2)

1 PLANTER	= 2915.084 S.M.	31 PLANTER	= 23.840 S.M.
2 PLANTER	= 69.502 S.M.	32 PLANTER	= 12.132 S.M.
3 PLANTER	= 5738.417 S.M.	33 PLANTER	= 12.132 S.M.
4 PLANTER	= 8.203 S.M.	34 PLANTER	= 53.796 S.M.
5 PLANTER	= 15.111 S.M.	35 PLANTER	= 593.794 S.M.
6 PLANTER	= 62.670 S.M.	36 PLANTER	= 204.483 S.M.
7 PLANTER	= 74.086 S.M.	37 PLANTER	= 328.312 S.M.
8 PLANTER	= 20.750 S.M.	38 PLANTER	= 31.993 S.M.
9 PLANTER	= 15.111 S.M.	39 PLANTER	= 8.748 S.M.
10 PLANTER	= 15.111 S.M.	40 PLANTER	= 17.748 S.M.
11 PLANTER	= 17.130 S.M.	41 PLANTER	= 11.491 S.M.
12 PLANTER	= 95.696 S.M.	42 PLANTER	= 17.130 S.M.
13 PLANTER	= 74.086 S.M.	43 PLANTER	= 101.487 S.M.
14 PLANTER	= 15.111 S.M.	44 PLANTER	= 73.873 S.M.
15 PLANTER	= 18.054 S.M.	45 PLANTER	= 13.510 S.M.
16 PLANTER	= 133.049 S.M.	46 PLANTER	= 16.731 S.M.
17 PLANTER	= 7.905 S.M.	47 PLANTER	= 8.436 S.M.
18 PLANTER	= 10.792 S.M.	48 PLANTER	= 9.166 S.M.
19 PLANTER	= 6.153 S.M.	49 PLANTER	= 46.994 S.M.
20 PLANTER	= 6.153 S.M.	50 PLANTER	= 65.294 S.M.
21 PLANTER	= 10.792 S.M.		
22 PLANTER	= 7.905 S.M.		
23 PLANTER	= 7.456 S.M.		
24 PLANTER	= 59.916 S.M.		
25 PLANTER	= 22.722 S.M.		
26 PLANTER	= 24.483 S.M.		
27 PLANTER	= 44.202 S.M.		
28 PLANTER	= 875.424 S.M.		
29 PLANTER	0.950 x 7 = 6.720 S.M.		
30 PLANTER	0.950 x 18 = 17.280 S.M.		
31 PLANTER	0.950 x 12 = 11.520 S.M.		
32 PLANTER	0.950 x 11 = 10.590 S.M.		
33 PLANTER	= 18.437 S.M.		
34 PLANTER	= 21.099 S.M.		
35 PLANTER	= 30.408 S.M.		
36 PLANTER	= 21.099 S.M.		
37 PLANTER	= 21.099 S.M.		
38 PLANTER	= 42.138 S.M.		
39 PLANTER	= 35.370 S.M.		
40 PLANTER	= 45.654 S.M.		
41 PLANTER	0.950 x 65 = 62.400 S.M.		
42 PLANTER	= 116.143 S.M.		
43 PLANTER	= 45.798 S.M.		
44 PLANTER	= 12.132 S.M.		
45 PLANTER	= 18.407 S.M.		
46 PLANTER	= 23.840 S.M.		
47 PLANTER	= 29.526 S.M.		
48 PLANTER	= 75.139 S.M.		
49 PLANTER	= 107.624 S.M.		
50 PLANTER	= 19.841 S.M.		

TOTAL = 12827.945 S.M.

SITE COVERAGE OF GREENERY AT PRIMARY ZONE		TOTAL SITE COVERAGE OF GREENERY	
GREENERY AREA AT PRIMARY ZONE	x 100%	TOTAL GREENERY AREA	x 100%
SITE AREA		SITE AREA	
15422.386 (ZONE 1) + 12827.945 (ZONE 2)	x 100%	15422.386 (ZONE 1) + 12827.945 (ZONE 2)	x 100%
88619.000		88619.000	
= 32.614 % > 15% (REQUIRED)		= 32.614 % > 30% (REQUIRED)	

GREENERY AREA DIAGRAM (ZONE 2)

Notes:

FOR FIRE SERVICES DEPT.

No.	Date	Description	Initial

Revision

DESIGN AND BUILD CONTRACTOR:

CHEVALIER **中國鐵建**

ARCHITECT: **ALKF+**
ANDREW LEE KING FUNG & ASSOCIATES ARCHITECTS LTD.

CIVIL & STRUCTURAL ENGINEER:
Wilson & Associates Ltd
Consulting Engineers, Planners, Managers
WILSON & ASSOC. LTD.

GEOTECHNICAL ENGINEER: **asia infrastructure solutions**

ASIA INFRASTRUCTURE SOLUTION LTD.

MC CONSULTANT:
Wilson & Associates Ltd
Consulting Engineers, Planners, Managers
WILSON & ASSOC. LTD.

BUILDING SERVICES ENGINEER:
JRP **J. ROGER PRESTON LTD.**

LANDSCAPE CONSULTANT:
EARTHASIA LTD.

INTERIOR & BRANDING DESIGNER:
BREAD **BREAD STUDIO**

ENVIRONMENTAL, BEAM CERTIFICATION, SUSTAINABILITY & ACOUSTIC CONSULTANT:
RAMBOLL **RAMBOLL H.K. LTD.**

PLANNING CONSULTANT:
KTA PLANNING LTD.

TRAFFIC CONSULTANT:
CKM ASIA LTD.

Name	Signed	Date
Designed	LARRY CHAN	05/09/2023
Drawn	W. MAN	05/09/2023
Checked	LARRY CHAN	05/09/2023
Approved	PIU TANG	05/09/2023

Contract No. **SS M518**

Project Title
DESIGN AND CONSTRUCTION OF LIGHT PUBLIC HOUSING AT YAU POK ROAD, YUEN LONG, AT TUEN MUN AREA 3A AND AT CHOI HING ROAD, NGAU TAU KOK

APPROVAL SUBMISSION
(CONSENT IS GIVEN WITHOUT CONDITIONS)
(CONSENT IS GIVEN WITH CONDITIONS)
(CONSENT NOT GRANTED)
FOR AND ON BEHALF OF ARCHITECTURAL SERVICES DEPARTMENT
DATE: _____

ARCHITECTURAL DESIGNER'S SIGNATURE FOR SUBMISSION

ZHOU RAYMOND CHUN SUM
FOR AND ON BEHALF OF ANDREW LEE KING FUNG & ASSOCIATES ARCHITECTS LTD.
Date: _____

ARCHITECTURAL DESIGN CHECKER'S SIGNATURE FOR SUBMISSION

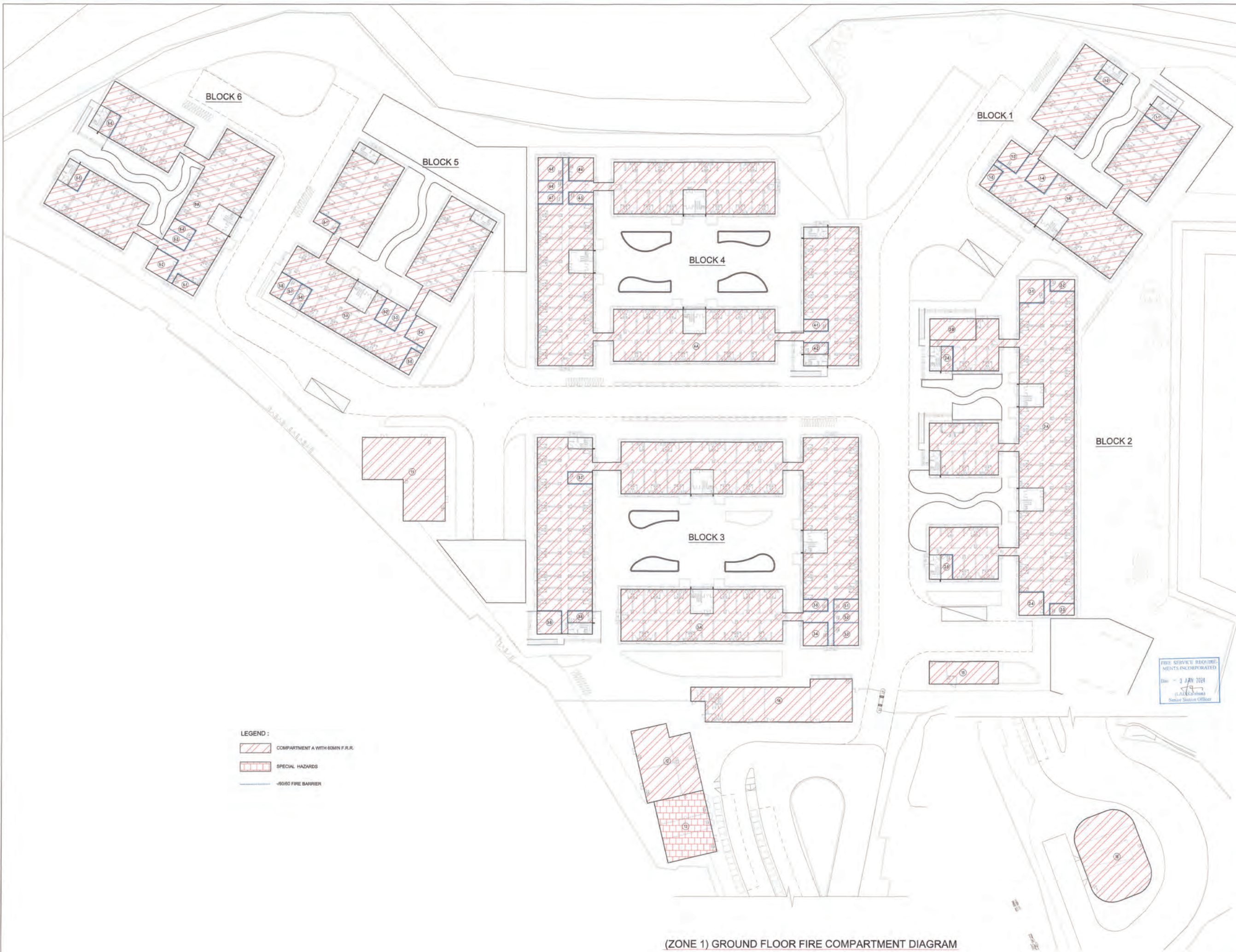
YU KIMUN HO, KENNETH
FOR AND ON BEHALF OF K&W ARCHITECTS LTD.
Date: _____

Drawing Title
S.B.D. CALCULATION '3' (AT YAU POK ROAD, YUEN LONG)

Drawing No.	Scale	Rev.
AB/8800/SC54	1:400@A0	-

Date: 05/09/2023

建築署 Architectural Services Department



(ZONE 1) GROUND FLOOR FIRE COMPARTMENT DIAGRAM

Notes:

FOR FIRE SERVICES DEPT.

No.	Date	Description	Initial

Revision

DESIGN AND BUILD CONTRACTOR:

CHEVALIER 中国铁建

ARCHITECT: **ALKF+**
ANDREW LEE KING FUN & ASSOCIATES ARCHITECTS LTD

CIVIL & STRUCTURAL ENGINEER:
Wilson & Associates Ltd
Consulting Engineers, Planners, Managers

WILSON & ASSOC. LTD.

GEOTECHNICAL ENGINEER: **asia infrastructure solutions**

ASIA INFRASTRUCTURE SOLUTION LTD.

MIC CONSULTANT:
Wilson & Associates Ltd
Consulting Engineers, Planners, Managers

WILSON & ASSOC. LTD.

BUILDING SERVICES ENGINEER:
 JRP 達信 **J. ROGER PRESTON LTD.**

LANDSCAPE CONSULTANT:
 EARTHASIA LTD.

INTERIOR & BRANDING DESIGNER:
BREAD **BREAD STUDIO**

ENVIRONMENTAL, BEAM CERTIFICATION, SUSTAINABILITY & ACOUSTIC CONSULTANT:
 RAMBOLL **RAMBOLL H.K. LTD.**

PLANNING CONSULTANT:
 KTA PLANNING LTD.

TRAFFIC CONSULTANT:
 CKM ASIA LTD.

	Name	Signed	Date
Designed	LARRY CHAN		05/09/2023
Drawn	W. MAU		05/09/2023
Checked	LARRY CHAN		05/09/2023
Approved	PM TANG		05/09/2023

Contract No. **SS M518**

Project Title
DESIGN AND CONSTRUCTION OF LIGHT PUBLIC HOUSING AT YAU POK ROAD, YUEN LONG, AT TUEN MUN AREA 3A AND AT CHOI HING ROAD, NGAU TAU KOK

AIP/DA SUBMISSION
 CONSENT IS GIVEN WITHOUT CONDITIONS
 CONSENT IS GIVEN WITH CONDITIONS
 CONSENT NOT GRANTED
 FOR AND ON BEHALF OF ARCHITECTURAL SERVICES DEPARTMENT
 DATE: _____

ARCHITECTURAL DESIGNER'S SIGNATURE FOR SUBMISSION

ZHOU RAYMOND CHUN SUM
FOR AND ON BEHALF OF ANDREW LEE KING FUN & ASSOCIATES ARCHITECTS LTD. Date: _____

ARCHITECTURAL DESIGN CHECKER'S SIGNATURE FOR SUBMISSION

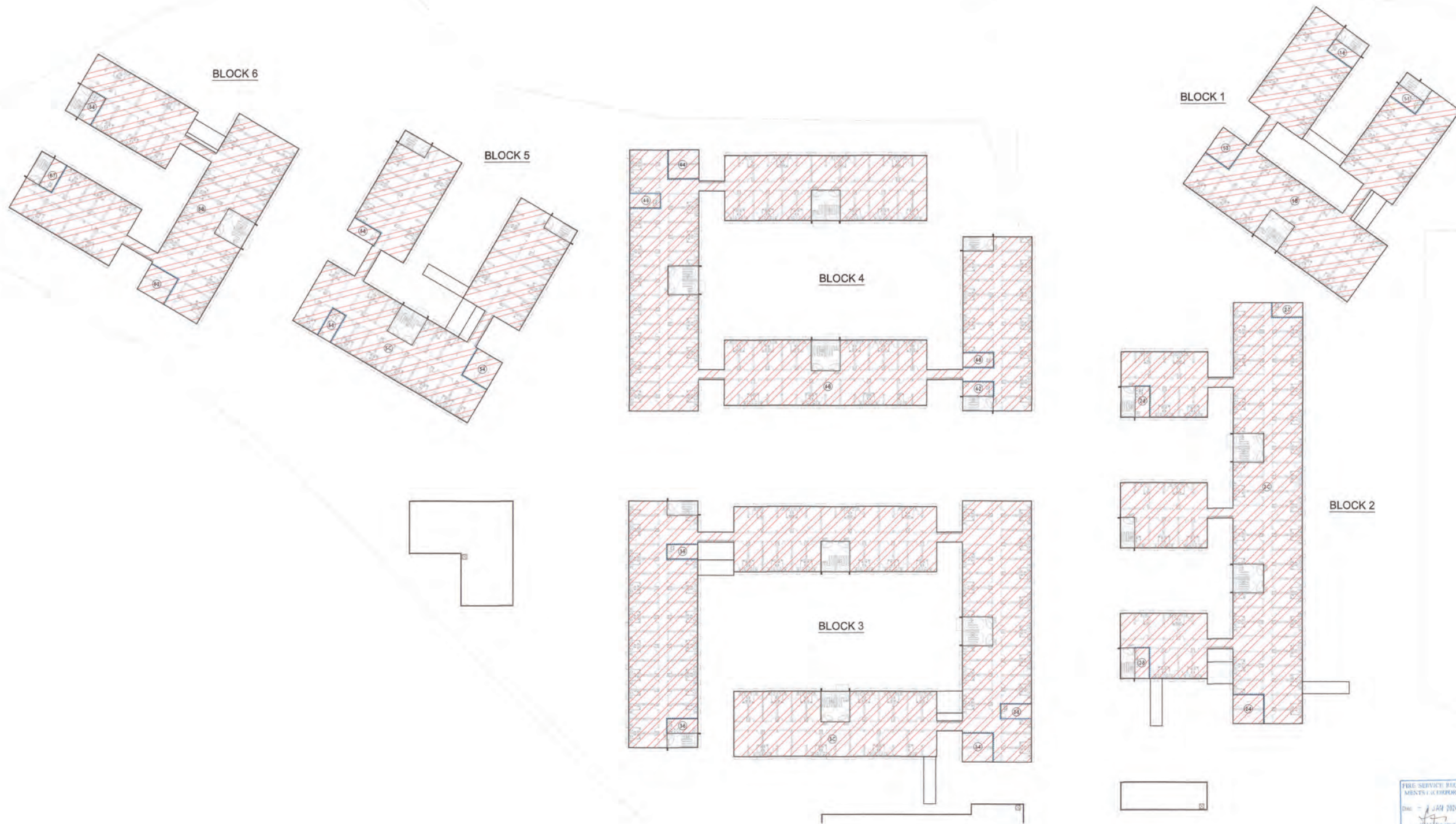
YU KHUN HO, KENNETH
FOR AND ON BEHALF OF KAW ARCHITECTS LTD. Date: _____

Drawing Title
FIRE COMPARTMENT CALCULATION (1) (AT YAU POK ROAD, YUEN LONG)

Drawing No.	Scale	Rev.
AB/8800/SC55	1:300@A0	-

Date: 05/09/2023

建築署
Architectural Services Department



LEGEND :

 COMPARTMENT A WITH 60MIN F.R.R.

 180MIN FIRE BARRIER

(ZONE 1) 1ST FLOOR FIRE COMPARTMENT DIAGRAM

FIRE SERVICE BAZOOKA
MEMBERS INCORPORATED
Date: 4 JUN 2024

Simon Sze (Director)

Notes:

FOR FIRE SERVICES DEPT.

No.	Date	Description	Initial

Revision

DESIGN AND BUILD CONTRACTOR:

  中国铁建

ARCHITECT:  ANDREW LEE KING FUN & ASSOCIATES ARCHITECTS LTD

CIVIL & STRUCTURAL ENGINEER:  WILSON & ASSOC. LTD.

GEOTECHNICAL ENGINEER:  ASIA INFRASTRUCTURE SOLUTION LTD.

MIC CONSULTANT:  WILSON & ASSOC. LTD.

BUILDING SERVICES ENGINEER:  J. ROGER PRESTON LTD.

LANDSCAPE CONSULTANT:  EARTHASIA LTD.

INTERIOR & BRANDING DESIGNER:  BREAD STUDIO

ENVIRONMENTAL, BEAM CERTIFICATION, SUSTAINABILITY & ACOUSTIC CONSULTANT:  RAMBOLL H.K. LTD.

PLANNING CONSULTANT:  KTA PLANNING LTD.

TRAFFIC CONSULTANT:  CKM ASIA LTD.

	Name	Signed	Date
Designed	LARRY CHAN		05/09/2023
Drawn	W. MAU		05/09/2023
Checked	LARRY CHAN		05/09/2023
Approved	PM TANG		05/09/2023

Contract No. SS M518

Project Title
DESIGN AND CONSTRUCTION OF LIGHT PUBLIC HOUSING AT YAU POK ROAD, YUEN LONG, AT TUEN MUN AREA 3A AND AT CHOI HING ROAD, NGAU TAU KOK

AP/ODA SUBMISSION
 CONSENT IS GIVEN WITHOUT CONDITIONS
 CONSENT IS GIVEN WITH CONDITIONS
 CONSENT NOT GRANTED
 FOR AND ON BEHALF OF ARCHITECTURAL SERVICES DEPARTMENT
 DATE: _____

ARCHITECTURAL DESIGNER'S SIGNATURE FOR SUBMISSION:

ZHOU RAYMOND CHUN SUM
FOR AND ON BEHALF OF ANDREW LEE KING FUN & ASSOCIATES ARCHITECTS LTD. Date: _____

ARCHITECTURAL DESIGN CHECKER'S SIGNATURE FOR SUBMISSION:

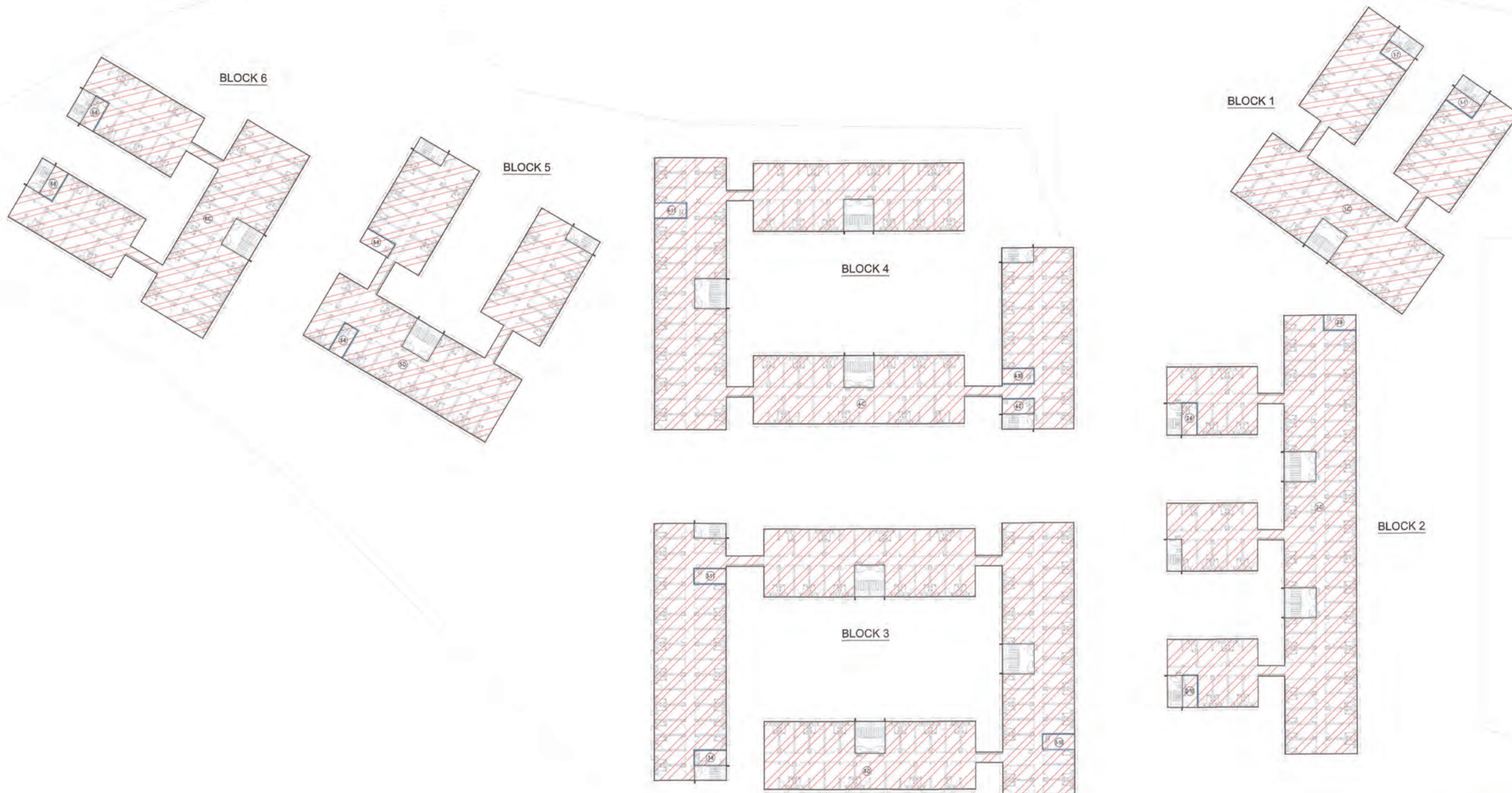
YU KWUN HO, KENNETH
FOR AND ON BEHALF OF K&W ARCHITECTS LTD. Date: _____

Drawing Title
FIRE COMPARTMENT CALCULATION (2)
(AT YAU POK ROAD, YUEN LONG)

Drawing No.	Scale	Rev.
AB/8800/SC56	1:300@A0	-

Date: 05/09/2023

 建築署
Architectural Services Department



LEGEND:
 COMPARTMENT A WITH 60MIN F.R.R.
 180/60 FIRE BARRIER

(ZONE 1) 2ND FLOOR FIRE COMPARTMENT DIAGRAM

FIRE SERVICE REQUIREMENTS INCORPORATED
 Date: 31 JAN 2024
 (L.S.U. Ho-shun)
 Senior Section Engineer

Notes:

FOR FIRE SERVICES DEPT.

No.	Date	Description	Initial

Revision:

DESIGN AND BUILD CONTRACTOR:

  中國鐵建

ARCHITECT:  ANDREW LEE KING FUN & ASSOCIATES ARCHITECTS LTD.

CIVIL & STRUCTURAL ENGINEER:  WILSON & ASSOC. LTD.

GEOTECHNICAL ENGINEER:  ASIA INFRASTRUCTURE SOLUTION LTD.

MIC CONSULTANT:  WILSON & ASSOC. LTD.

BUILDING SERVICES ENGINEER:  J. ROGER PRESTON LTD.

LANDSCAPE CONSULTANT:  EARTHASIA LTD.

INTERIOR & BRANDING DESIGNER:  BREAD STUDIO

ENVIRONMENTAL, BEAM CERTIFICATION, SUSTAINABILITY & ACOUSTIC CONSULTANT:  RAMBOLL H.K. LTD.

PLANNING CONSULTANT:  KTA PLANNING LTD.

TRAFFIC CONSULTANT:  CKM ASIA LTD.

	Name	Signed	Date
Designed	LARRY CHAM		05/09/2023
Drawn	W. MAH		05/09/2023
Checked	LARRY CHAM		05/09/2023
Approved	PM TANG		05/09/2023

Contract No. SS M518

Project Title
 DESIGN AND CONSTRUCTION OF LIGHT PUBLIC HOUSING AT YAU POK ROAD, YUEN LONG, AT TUEN MUN AREA 3A AND AT CHOI HING ROAD, NGAU TAU KOK

AIP/ODA SUBMISSION
 (CONSENT IS GIVEN WITHOUT CONDITIONS)
 (CONSENT IS GIVEN WITH CONDITIONS)
 (CONSENT NOT GRANTED)
 FOR AND ON BEHALF OF ARCHITECTURAL SERVICES DEPARTMENT
 DATE: _____

ARCHITECTURAL DESIGNER'S SIGNATURE FOR SUBMISSION:

ZHOU RAYMOND CHUN SUM
 FOR AND ON BEHALF OF ANDREW LEE KING FUN & ASSOCIATES ARCHITECTS LTD. Date: _____

ARCHITECTURAL DESIGN CHECKER'S SIGNATURE FOR SUBMISSION:

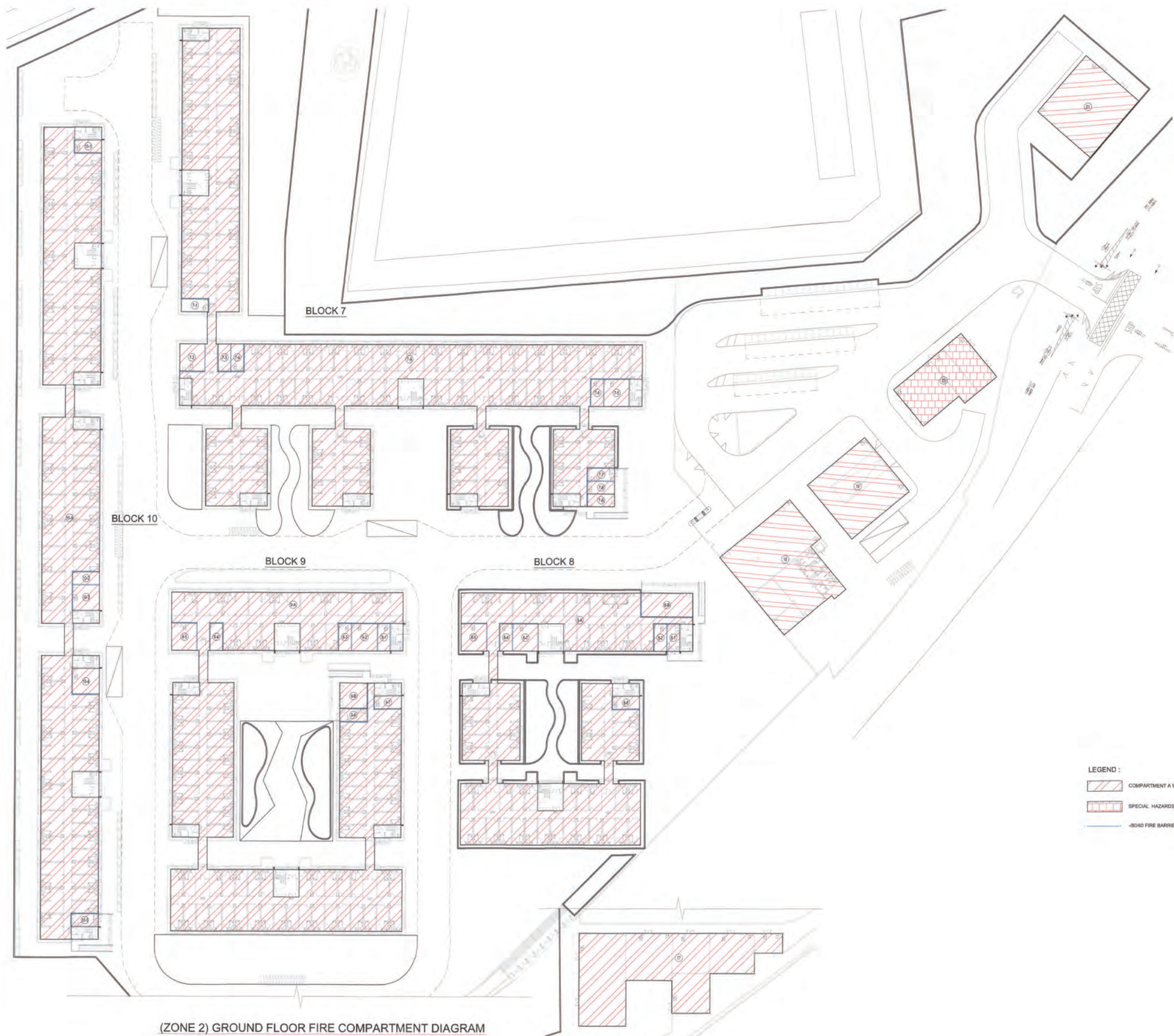
YU KWUN HO, KENNETH
 FOR AND ON BEHALF OF KAW ARCHITECTS LTD. Date: _____

Drawing Title
 FIRE COMPARTMENT CALCULATION (3)
 (AT YAU POK ROAD, YUEN LONG)

Drawing No.	Scale	Rev.
AB/8800/SC57	1:300@A0	-

Date: 05/09/2023

 建築署
 Architectural Services Department



(ZONE 2) GROUND FLOOR FIRE COMPARTMENT DIAGRAM

Notes :

FOR FIRE SERVICES DEPT.

No.	Date	Description	Initial

Revision

DESIGN AND BUILD CONTRACTOR :

CHEVALIER 中国铁建

ARCHITECT : **ALKF+**
ANDREW LEE KING FUN & ASSOCIATES ARCHITECTS LTD.

CIVIL & STRUCTURAL ENGINEER :
Wilson & Associates Ltd
Consulting Engineers Planners Planners

WILSON & ASSOC. LTD.

GEOTECHNICAL ENGINEER : asia infrastructure solutions

ASIA INFRASTRUCTURE SOLUTION LTD.

MIC CONSULTANT :
Wilson & Associates Ltd
Consulting Engineers Planners Planners

WILSON & ASSOC. LTD.

BUILDING SERVICES ENGINEER :
 JRP 達信 J. ROGER PRESTON LTD.

LANDSCAPE CONSULTANT :
 EARTHASIA LTD.

INTERIOR & BRANDING DESIGNER :
BREAD BREAD STUDIO

ENVIRONMENTAL, BEAM CERTIFICATION, SUSTAINABILITY & ACOUSTIC CONSULTANT :
 RAMBOLL H.K. LTD.

PLANNING CONSULTANT :
 KTA PLANNING LTD.

TRAFFIC CONSULTANT :
 CKM ASIA LTD.

	Name	Signed	Date
Designed	LARRY CHAN		05/09/2023
Drawn	W. MAH		05/09/2023
Checked	LARRY CHAN		05/09/2023
Approved	FM TANG		05/09/2023

Contract No. SS M518

Project Title
DESIGN AND CONSTRUCTION OF LIGHT PUBLIC HOUSING AT YAU POK ROAD, YUEN LONG, AT TUEN MUN AREA 3A AND AT CHOI HING ROAD, NGAU TAU KOK

AP/ODA SUBMISSION
() CONSENT IS GIVEN WITHOUT CONDITIONS
() CONSENT IS GIVEN WITH CONDITIONS
() CONSENT NOT GRANTED
FOR AND ON BEHALF OF ARCHITECTURAL SERVICES DEPARTMENT

DATE

ARCHITECTURAL DESIGNER'S SIGNATURE FOR SUBMISSION

ZHOU RAYMOND CHUN SUM
FOR AND ON BEHALF OF ANDREW LEE KING FUN & ASSOCIATES ARCHITECTS LTD. Date:

ARCHITECTURAL DESIGN CHECKER'S SIGNATURE FOR SUBMISSION

YU KWUN HO, KENNETH
FOR AND ON BEHALF OF K&W ARCHITECTS LTD. Date:

Drawing Title
FIRE COMPARTMENT CALCULATION (4)
(AT YAU POK ROAD, YUEN LONG)

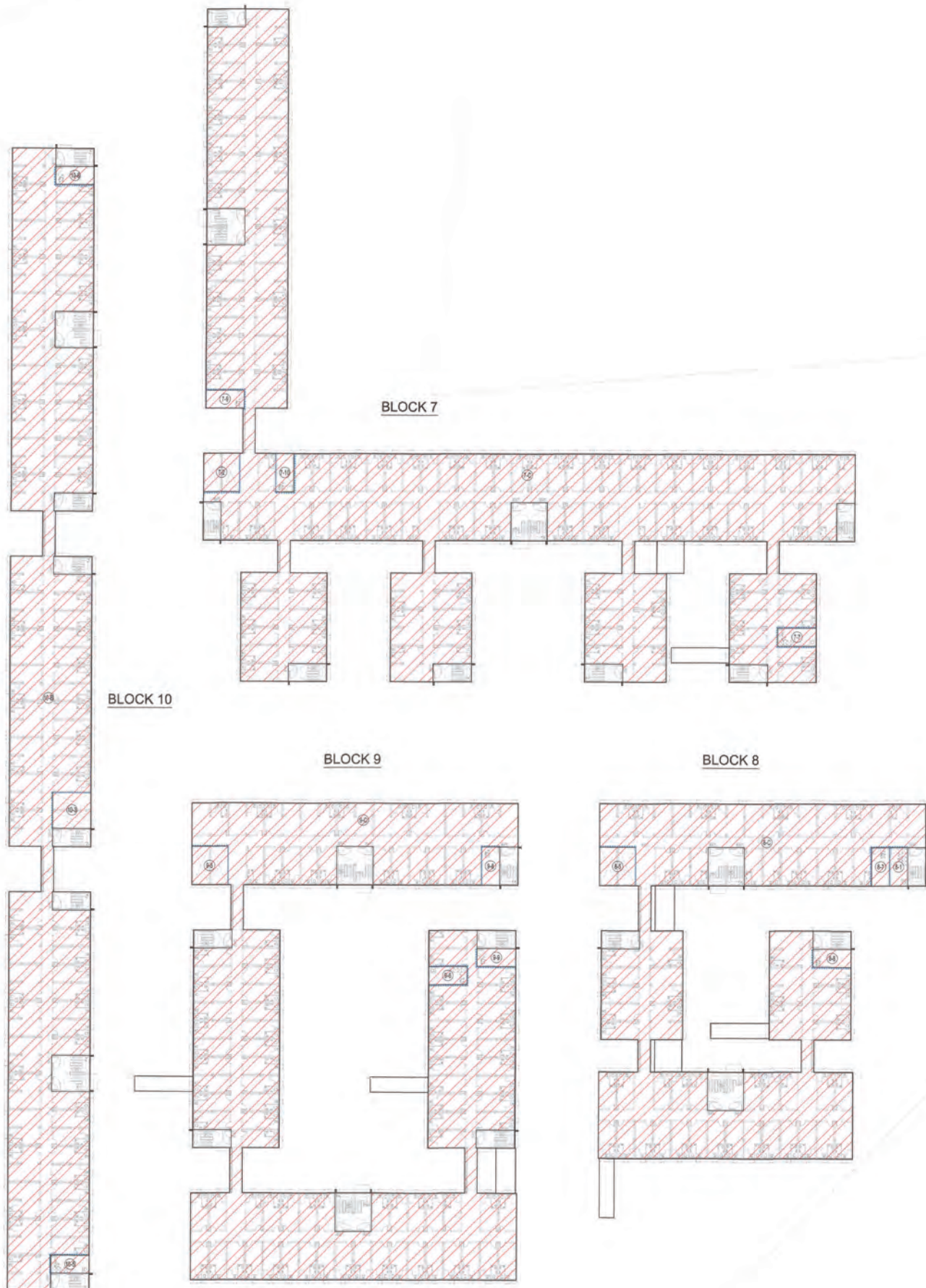
Drawing No.	Scale	Rev.
AB/8800/SC58	1:300@A0	-

Date: 05/09/2023

建築署
Architectural Services Department

FILE SERVICE REQUIREMENTS INCORPORATED
Date: 1 JAN 2014

Senior Station Officer



(ZONE 2) 1ST FLOOR FIRE COMPARTMENT DIAGRAM

Notes:

FOR FIRE SERVICES DEPT.

No.	Date	Description	Initial

Revision

DESIGN AND BUILD CONTRACTOR:

CHEVALIER 中国铁建

ARCHITECT: **ALKF+**
ANDREW LEE KING FUN & ASSOCIATES ARCHITECTS LTD.

CIVIL & STRUCTURAL ENGINEER:
 Wilson & Associates Ltd
Consulting Engineers Planners Managers
WILSON & ASSOC. LTD.

GEOTECHNICAL ENGINEER:
 asia infrastructure solutions
ASIA INFRASTRUCTURE SOLUTION LTD.

MIC CONSULTANT:
 Wilson & Associates Ltd
Consulting Engineers Planners Managers
WILSON & ASSOC. LTD.

BUILDING SERVICES ENGINEER:
 JRP 達偉
J. ROGER PRESTON LTD.

LANDSCAPE CONSULTANT:
 EARTHASIA LTD.

INTERIOR & BRANDING DESIGNER:
 BREAD **BREAD STUDIO**

ENVIRONMENTAL, BEAM CERTIFICATION, SUSTAINABILITY & ACOUSTIC CONSULTANT:
 RAMBOLL **RAMBOLL H.K. LTD.**

PLANNING CONSULTANT:
 KTA PLANNING LTD.

TRAFFIC CONSULTANT:
 CKM ASIA LTD.

	Name	Signed	Date
Designed	LARRY CHAM		05/09/2023
Drawn	W. MAU		05/09/2023
Checked	LARRY CHAM		05/09/2023
Approved	PM TANG		05/09/2023

Contract No. **SS M518**

Project Title
DESIGN AND CONSTRUCTION OF LIGHT PUBLIC HOUSING AT YAU POK ROAD, YUEN LONG, AT TUEN MUN AREA 3A AND AT CHOI HING ROAD, NGAU TAU KOK

APPROVAL SUBMISSION

() CONSENT IS GIVEN WITHOUT CONDITIONS
 () CONSENT IS GIVEN WITH CONDITIONS
 () CONSENT NOT GRANTED

FOR AND ON BEHALF OF ARCHITECTURAL SERVICES DEPARTMENT

DATE: _____

ARCHITECTURAL DESIGNER'S SIGNATURE FOR SUBMISSION:

ZHOU RAYMOND CHUN SUM
FOR AND ON BEHALF OF ANDREW LEE KING FUN & ASSOCIATES ARCHITECTS LTD. Date: _____

ARCHITECTURAL DESIGN CHECKER'S SIGNATURE FOR SUBMISSION:

YU KWEN HO, KENNETH
FOR AND ON BEHALF OF K&W ARCHITECTS LTD. Date: _____

Drawing Title
**FIRE COMPARTMENT CALCULATION (5)
(AT YAU POK ROAD, YUEN LONG)**

Drawing No.	Scale	Rev.
AB/8800/SC59	1:300@A0	-

Date: 05/09/2023

建築署
Architectural Services Department

FIRE SERVICE REQUIREMENTS INCORPORATED

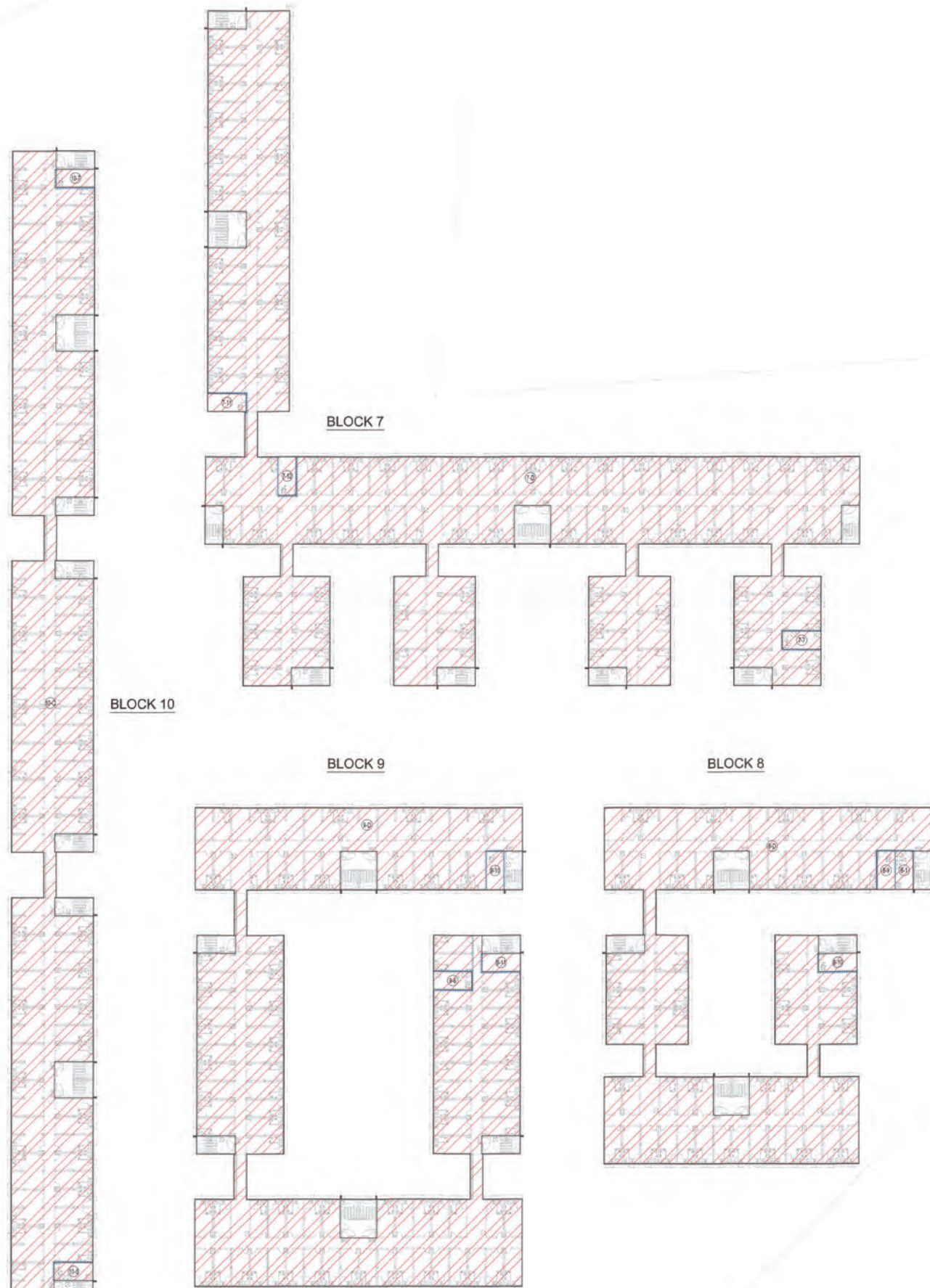
Date: 3 JAN 2024

(L. N. K. Ho)
Senior Station Officer

LEGEND:

COMPARTMENT A WITH 60MIN F.R.R.

180/90 FIRE BARRIER



(ZONE 2) 2ND FLOOR FIRE COMPARTMENT DIAGRAM

LEGEND :
 COMPARTMENT A WITH 60MIN F.R.R.
 180/90 FIRE BARRIER

FIRE SERVICE REQUIREMENTS INCORPORATED
 Date: 3 JAN 2024
 (L.A.) (Kw-shun)
 Senior Section Officer

Notes:

FOR FIRE SERVICES DEPT.

No.	Date	Description	Initial

Revision

DESIGN AND BUILD CONTRACTOR:

 CHEVALIER REC 中国铁建

ARCHITECT: **ALKF+**
 ANDREW LEE KING FUN & ASSOCIATES ARCHITECTS LTD.

CIVIL & STRUCTURAL ENGINEER:
 Wilson & Associates Ltd
 WILSON & ASSOC. LTD.

GEOTECHNICAL ENGINEER:  ASIA INFRASTRUCTURE SOLUTIONS LTD.

MIC CONSULTANT:
 Wilson & Associates Ltd
 WILSON & ASSOC. LTD.

BUILDING SERVICES ENGINEER:
 JRP 達偉 J. ROGER PRESTON LTD.

LANDSCAPE CONSULTANT:  EARTHASIA LTD.

INTERIOR & BRANDING DESIGNER: **BREAD** BREAD STUDIO

ENVIRONMENTAL, BEAM CERTIFICATION, SUSTAINABILITY & ACOUSTIC CONSULTANT:
 RAMBOLL H.K. LTD.

PLANNING CONSULTANT:  KTA PLANNING LTD.

TRAFFIC CONSULTANT:  CKM ASIA LTD.

	Name	Signed	Date
Designed	LARRY CHAN		05/09/2023
Drawn	W. MAW		05/09/2023
Checked	LARRY CHAN		05/09/2023
Approved	FU TANG		05/09/2023

Contract No. SS M518

Project Title
DESIGN AND CONSTRUCTION OF LIGHT PUBLIC HOUSING AT YAU POK ROAD, YUEN LONG, AT TUEN MUN AREA 3A AND AT CHOI HING ROAD, NGAU TAU KOK

AIP/DA SUBMISSION
 CONSENT IS GIVEN WITHOUT CONDITIONS
 CONSENT IS GIVEN WITH CONDITIONS
 CONSENT NOT GRANTED
 FOR AND ON BEHALF OF ARCHITECTURAL SERVICES DEPARTMENT
 DATE: _____

ARCHITECTURAL DESIGNER'S SIGNATURE FOR SUBMISSION

ZHOU RAYMOND CHUN SUM
 FOR AND ON BEHALF OF ANDREW LEE KING FUN & ASSOCIATES ARCHITECTS LTD. Date: _____

ARCHITECTURAL DESIGN CHECKER'S SIGNATURE FOR SUBMISSION

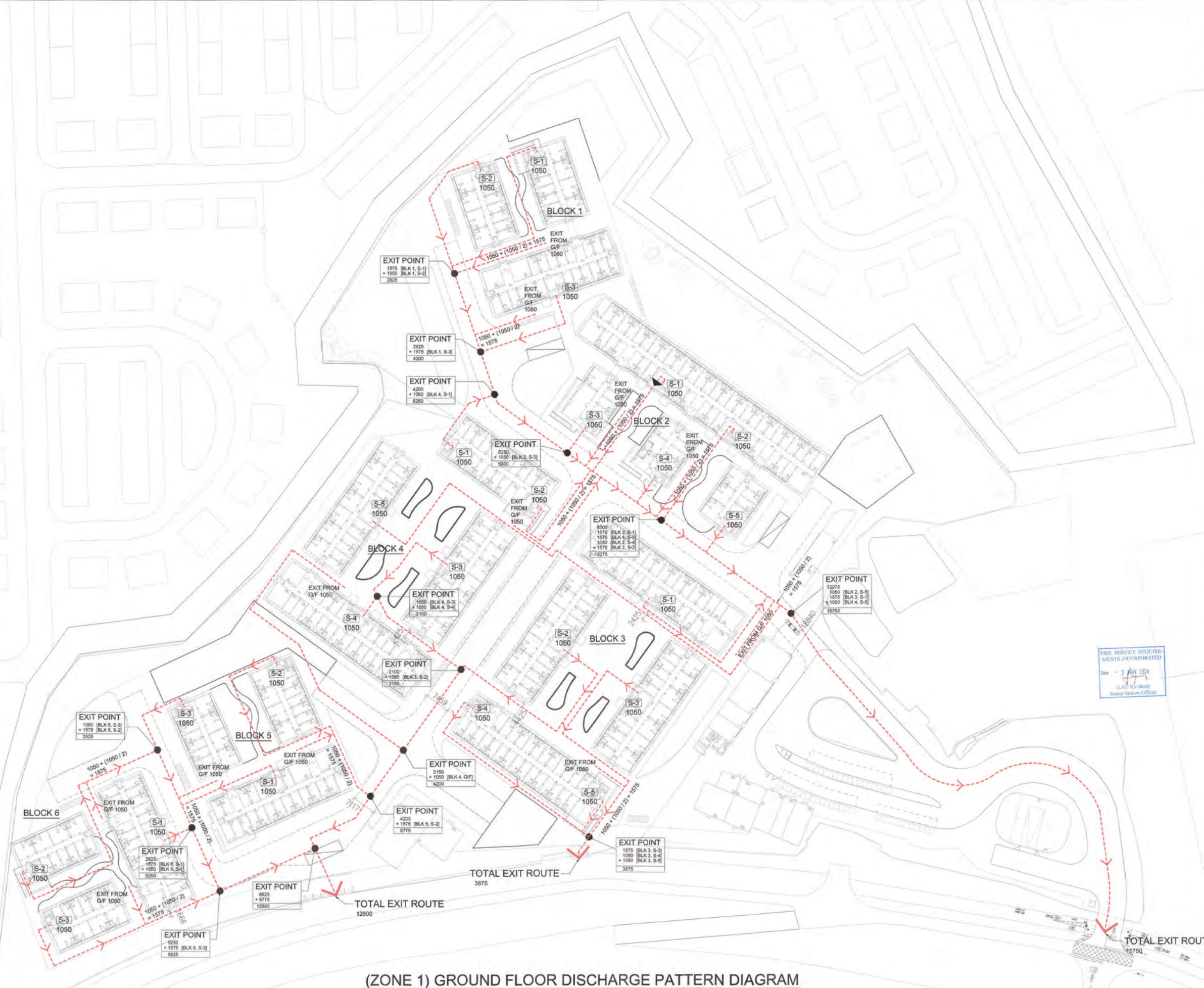
YU KHUN HO, KENNETH
 FOR AND ON BEHALF OF K&W ARCHITECTS LTD. Date: _____

Drawing Title
FIRE COMPARTMENT CALCULATION (6) (AT YAU POK ROAD, YUEN LONG)

Drawing No.	Scale	Rev.
AB/8800/SC60	1:300@A3	-

Date: 05/09/2023

 建築署 Architectural Services Department



(ZONE 1) GROUND FLOOR DISCHARGE PATTERN DIAGRAM

Notes:

FOR FIRE SERVICES DEPT.

No.	Date	Description	Initial

Revision

DESIGN AND BUILD CONTRACTOR:

CHEVALIER 中國鐵建

ARCHITECT: ANDREW LEE KING FUN & ASSOCIATES ARCHITECTS LTD.

CIVIL & STRUCTURAL ENGINEER: WILSON & ASSOC. LTD.

GEOTECHNICAL ENGINEER: ASIA INFRASTRUCTURE SOLUTIONS LTD.

ASIA INFRASTRUCTURE SOLUTION LTD.

MIC CONSULTANT: WILSON & ASSOC. LTD.

BUILDING SERVICES ENGINEER: J. ROGER PRESTON LTD.

LANDSCAPE CONSULTANT: EARTHASIA LTD.

INTERIOR & BRANDING DESIGNER: BREAD STUDIO

ENVIRONMENTAL, BEAM CERTIFICATION, SUSTAINABILITY & ACOUSTIC CONSULTANT: RAMBOLL H.K. LTD.

PLANNING CONSULTANT: KTA PLANNING LTD.

TRAFFIC CONSULTANT: CKM ASIA LTD.

	Name	Signed	Date
Designed	LARRY CHAN		05/09/2023
Drawn	W. MAI		05/09/2023
Checked	LARRY CHAN		05/09/2023
Approved	PU TANG		05/09/2023

Contract No. SS M518

Project Title
DESIGN AND CONSTRUCTION OF LIGHT PUBLIC HOUSING AT YAU POK ROAD, YUEN LONG, AT TUEN MUN AREA 3A AND AT CHOI HING ROAD, NGAU TAU KOK

A/P/CDA SUBMISSION
 (CONSENT IS GIVEN WITHOUT CONDITIONS)
 (CONSENT IS GIVEN WITH CONDITIONS)
 (CONSENT NOT GRANTED)
 FOR AND ON BEHALF OF ARCHITECTURAL SERVICES DEPARTMENT

DATE:

ARCHITECTURAL DESIGNER'S SIGNATURE FOR SUBMISSION:

ZHOU RAYMOND CHUN SUM
 FOR AND ON BEHALF OF ANDREW LEE KING FUN & ASSOCIATES ARCHITECTS LTD. Date:

ARCHITECTURAL DESIGN CHECKER'S SIGNATURE FOR SUBMISSION:

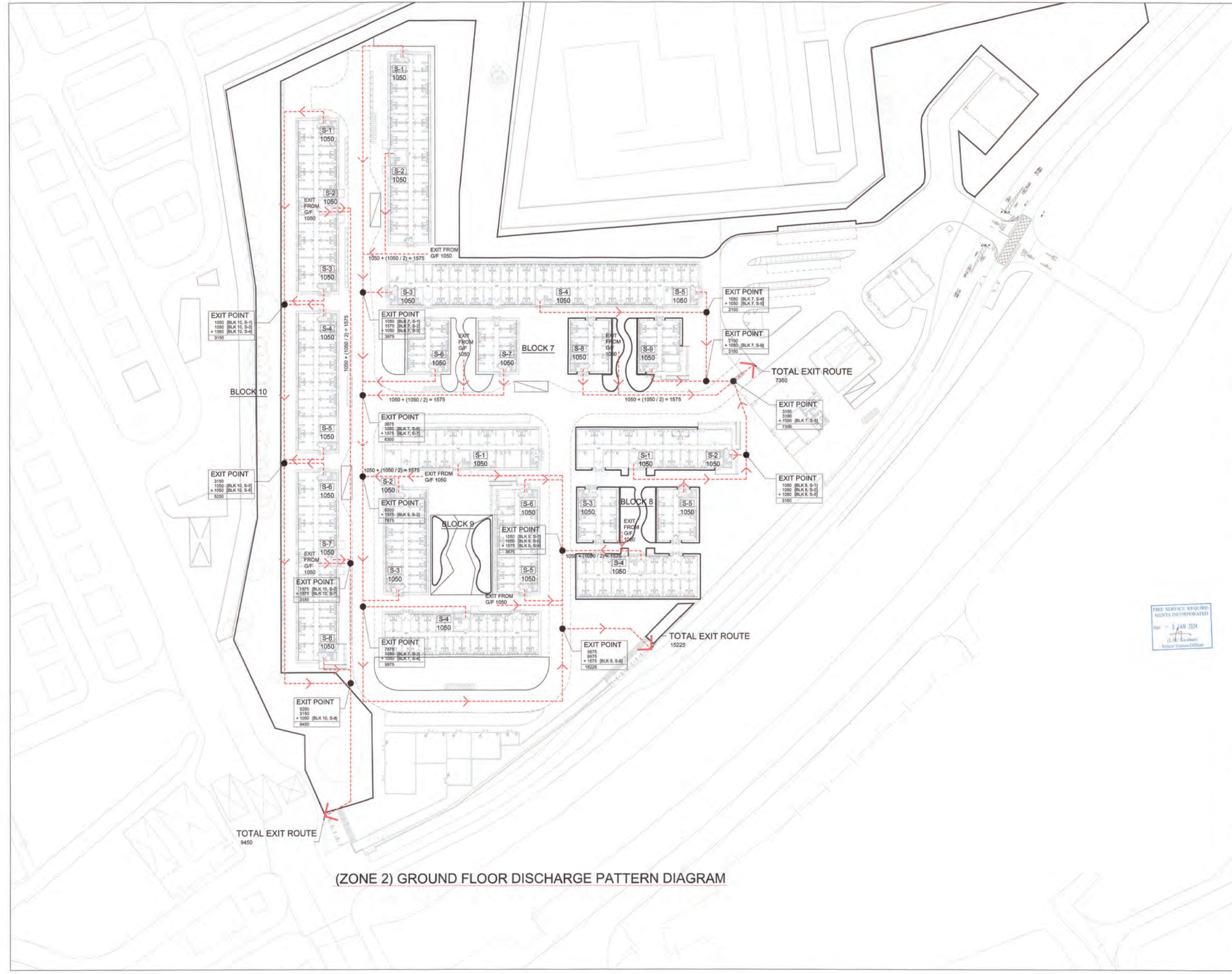
YU KWUN HO, KENNETH
 FOR AND ON BEHALF OF K&W ARCHITECTS LTD. Date:

Drawing Title
**DISCHARGE PATTERN DIAGRAM (1)
 (AT YAU POK ROAD, YUEN LONG)**

Drawing No.	Scale	Rev.
AB/8800/SC61	1:400@A0	-

Date: 05/09/2023

建築署
 Architectural Services Department



(ZONE 2) GROUND FLOOR DISCHARGE PATTERN DIAGRAM

Notes:

FOR FIRE SERVICES DEPT.

No.	Date	Description	Initial

Revision:

DESIGN AND BUILD CONTRACTOR:

CHEVALIER 中国铁建

ARCHITECT: ALKF+ ANDREW LEE KING FUN & ASSOCIATES ARCHITECTS LTD.

CIVIL & STRUCTURAL ENGINEER: Wilson & Associates Ltd. WILSON & ASSOC. LTD.

GEOTECHNICAL ENGINEER: asia infrastructure solutions ASIA INFRASTRUCTURE SOLUTION LTD.

MIC CONSULTANT: Wilson & Associates Ltd. WILSON & ASSOC. LTD.

BUILDING SERVICES ENGINEER: JRP J. ROGER PRESTON LTD.

LANDSCAPE CONSULTANT: EARTHASIA LTD.

INTERIOR & BRANDING DESIGNER: BREAD BREAD STUDIO

ENVIRONMENTAL, BEAM CERTIFICATION, SUSTAINABILITY & ACOUSTIC CONSULTANT: RAMBOLL RAMBOLL H.K. LTD.

PLANNING CONSULTANT: KTA PLANNING LTD.

TRAFFIC CONSULTANT: CKM CKM ASIA LTD.

Designated	Name	Signed	Date
	LARRY CHAN		05/09/2023
	W. MAN		05/09/2023
	LARRY CHAN		05/09/2023
	PHI FANG		05/09/2023

Contract No. SS M518

Project Title: DESIGN AND CONSTRUCTION OF LIGHT PUBLIC HOUSING AT YAU POK ROAD, YUEN LONG, AT TUEN MUN AREA 3A AND AT CHOI HING ROAD, NGAU TAU KOK

FIRE SERVICE REQUIREMENTS INCORPORATED
Date: 3 JAN 2024
(LAW KAR-HAN) Home Station Officer

APPROVAL SUBMISSION
() CONSENT IS GIVEN WITHOUT CONDITIONS
() CONSENT IS GIVEN WITH CONDITIONS
() CONSENT NOT GRANTED
FOR AND ON BEHALF OF ARCHITECTURAL SERVICES DEPARTMENT
DATE: _____

ARCHITECTURAL DESIGNER'S SIGNATURE FOR SUBMISSION:

ZHOU RAYMOND CHUN SUM
FOR AND ON BEHALF OF ANDREW LEE KING FUN & ASSOCIATES ARCHITECTS LTD. Date: _____

ARCHITECTURAL DESIGN CHECKER'S SIGNATURE FOR SUBMISSION:

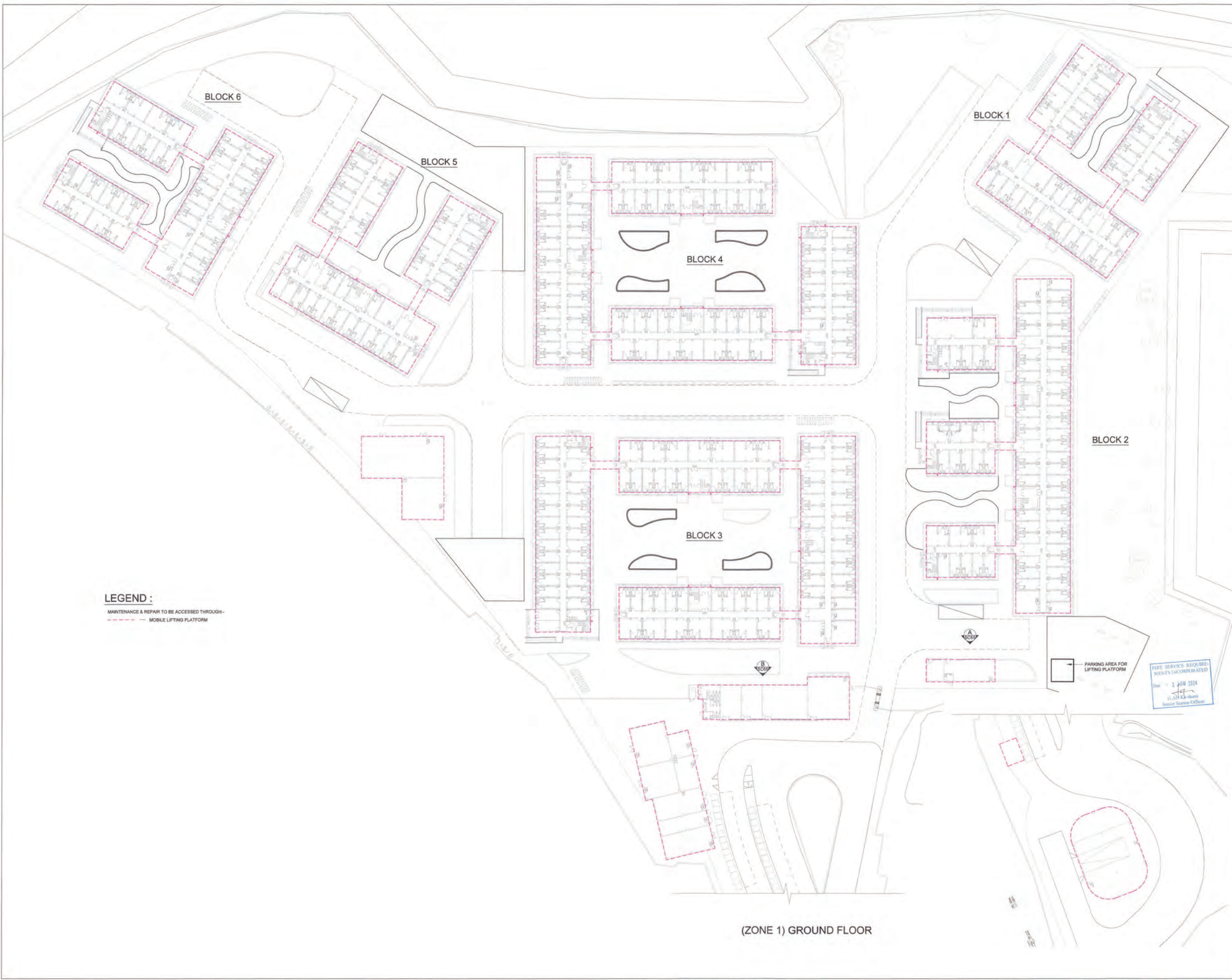
YU KWUN HO, KENNETH
FOR AND ON BEHALF OF K&W ARCHITECTS LTD. Date: _____

Drawing Title: DISCHARGE PATTERN DIAGRAM (2) (AT YAU POK ROAD, YUEN LONG)

Drawing No.	Scale	Rev.
AB/8800/SC62	1:400@A0	-

Date: 05/09/2023

建築署 Architectural Services Department



Notes:

No.	Date	Description	Initial

Revision

DESIGN AND BUILD CONTRACTOR:

CHEVALIER 中国铁建

ARCHITECT: **ALKF+**
ANDREW LEE KING FUN & ASSOCIATES ARCHITECTS LTD.

CIVIL & STRUCTURAL ENGINEER:
Wilson & Associates Ltd
Consulting Engineers, Planners, Managers
WILSON & ASSOC. LTD.

GEOTECHNICAL ENGINEER: **ASIA INFRASTRUCTURE SOLUTION LTD.**

MIC CONSULTANT:
Wilson & Associates Ltd
Consulting Engineers, Planners, Managers
WILSON & ASSOC. LTD.

BUILDING SERVICES ENGINEER:
 J. ROGER PRESTON LTD.

LANDSCAPE CONSULTANT:
 EARTHASIA LTD.

INTERIOR & BRANDING DESIGNER:
BREAD BREAD STUDIO

ENVIRONMENTAL, BEAM CERTIFICATION, SUSTAINABILITY & ACOUSTIC CONSULTANT:
 RAMBOLL H.K. LTD.

PLANNING CONSULTANT:
 KTA PLANNING LTD.

TRAFFIC CONSULTANT:
 CKM ASIA LTD.

	Name	Signed	Date
Designed	LARRY CHAN		05/09/2023
Drawn	W. MAN		05/09/2023
Checked	LARRY CHAN		05/09/2023
Approved	PHI TANG		05/09/2023

Contract No. SS M518

Project Title
DESIGN AND CONSTRUCTION OF LIGHT PUBLIC HOUSING AT YAU POK ROAD, YUEN LONG, AT TUEN MUN AREA 3A AND AT CHOI HING ROAD, NGAU TAU KOK

AIP/DA SUBMISSION
 CONSENT IS GIVEN WITHOUT CONDITIONS
 CONSENT IS GIVEN WITH CONDITIONS
 CONSENT NOT GRANTED
 FOR AND ON BEHALF OF ARCHITECTURAL SERVICES DEPARTMENT
 DATE: _____

ARCHITECTURAL DESIGNER'S SIGNATURE FOR SUBMISSION

ZHOU RAYMOND CHUN SUM
FOR AND ON BEHALF OF ANDREW LEE KING FUN & ASSOCIATES ARCHITECTS LTD. Date: _____

ARCHITECTURAL DESIGN CHECKER'S SIGNATURE FOR SUBMISSION

YU KHUN HO, KENNETH
FOR AND ON BEHALF OF K&W ARCHITECTS LTD. Date: _____

Drawing Title
**M&R ACCESS PLAN (ZONE 1)
GROUND FLOOR PLAN
(AT YAU POK ROAD, YUEN LONG)**

Drawing No.	Scale	Rev.
AB/8800/SC63	1:300@A0	-

Date: 05/09/2023

建築署
Architectural Services Department



LEGEND :
 - - - - - MAINTENANCE & REPAIR TO BE ACCESSED THROUGH -
 - - - - - MOBILE LIFTING PLATFORM

(ZONE 1) 1ST FLOOR

Notes:

No.	Date	Description	Initial

Revision

DESIGN AND BUILD CONTRACTOR :
  中國鐵建

ARCHITECT :  ANDREW LEE KING FUN & ASSOCIATES ARCHITECTS LTD

CIVIL & STRUCTURAL ENGINEER :
 WILSON & ASSOC. LTD.

GEOTECHNICAL ENGINEER :
 ASIA INFRASTRUCTURE SOLUTIONS LTD.

MIC CONSULTANT :
 WILSON & ASSOC. LTD.

BUILDING SERVICES ENGINEER :
 J. ROGER PRESTON LTD.

LANDSCAPE CONSULTANT :
 EARTHASIA LTD.

INTERIOR & BRANDING DESIGNER :
 BREAD STUDIO

ENVIRONMENTAL, BEAM CERTIFICATION, SUSTAINABILITY & ACOUSTIC CONSULTANT :
 RAMBOLL H.K. LTD.

PLANNING CONSULTANT :
 KTA PLANNING LTD.

TRAFFIC CONSULTANT :
 CKM ASIA LTD.

	Name	Signed	Date
Designed	LARRY CHAN		09/09/2023
Drawn	W. RAN		05/09/2023
Checked	LARRY CHAN		05/09/2023
Approved	PH TANG		05/09/2023

Contract No. SS M518

Project Title
 DESIGN AND CONSTRUCTION OF LIGHT PUBLIC HOUSING AT YAU POK ROAD, YUEN LONG, AT TUEN MUN AREA 3A AND AT CHOI HING ROAD, NGAU TAU KOK

AIP/DA SUBMISSION
 () CONSENT IS GIVEN WITHOUT CONDITIONS
 () CONSENT IS GIVEN WITH CONDITIONS
 () CONSENT NOT GRANTED
 FOR AND ON BEHALF OF ARCHITECTURAL SERVICES DEPARTMENT
 DATE: _____

ARCHITECTURAL DESIGNER'S SIGNATURE FOR SUBMISSION
 ZHOU RAYMOND CHUN SUM
 FOR AND ON BEHALF OF ANDREW LEE KING FUN & ASSOCIATES ARCHITECTS LTD. Date: _____

ARCHITECTURAL DESIGN CHECKER'S SIGNATURE FOR SUBMISSION
 YU KWUN HO, KENNETH
 FOR AND ON BEHALF OF K&W ARCHITECTS LTD. Date: _____

Drawing Title
 M&R ACCESS PLAN (ZONE 1)
 1ST FLOOR PLAN
 (AT YAU POK ROAD, YUEN LONG)

Drawing No.	Scale	Rev.
AB/8800/SC64	1:300@A0	-

Date: 05/09/2023

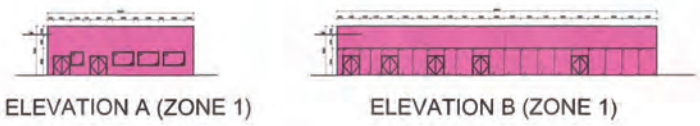
 建築署
 Architectural Services Department

FIRE SERVICE REQUIREMENTS INCORPORATED
 Date: 3 JAN 2024

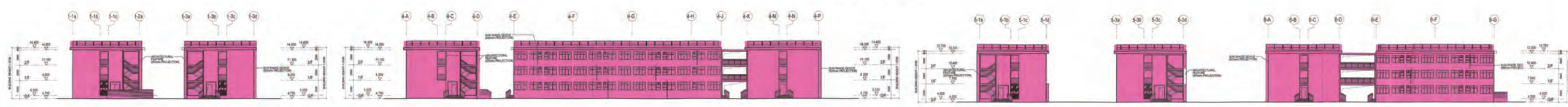
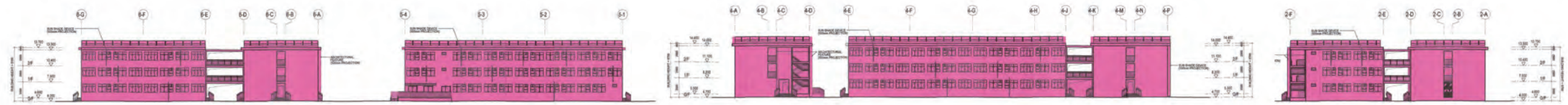
 (LAW KWAN)
 Senior Section Officer



LEGEND :
 - - - - - MAINTENANCE & REPAIR TO BE ACCESSED THROUGH -
 ■ MOBILE LIFTING PLATFORM



(ZONE 1) 2ND FLOOR



Notes:

No.	Date	Description	Initial

Revision

DESIGN AND BUILD CONTRACTOR:

CHEVALIER 中國鐵建

ARCHITECT: ALKF+ ANDREW LEE KING FUN & ASSOCIATES ARCHITECTS LTD.

CIVIL & STRUCTURAL ENGINEER: Wilson & Associates Ltd. WILSON & ASSOC. LTD.

GEOTECHNICAL ENGINEER: ASIA INFRASTRUCTURE SOLUTIONS ASIA INFRASTRUCTURE SOLUTION LTD.

MIC CONSULTANT: Wilson & Associates Ltd. WILSON & ASSOC. LTD.

BUILDING SERVICES ENGINEER: J. ROGER PRESTON LTD. J. ROGER PRESTON LTD.

LANDSCAPE CONSULTANT: EARTHASIA LTD. EARTHASIA LTD.

INTERIOR & BRANDING DESIGNER: BREAD BREAD STUDIO

ENVIRONMENTAL, BEAM CERTIFICATION, SUSTAINABILITY & ACOUSTIC CONSULTANT: RAMBOLL H.K. LTD. RAMBOLL H.K. LTD.

PLANNING CONSULTANT: KTA PLANNING LTD. KTA PLANNING LTD.

TRAFFIC CONSULTANT: CKM ASIA LTD. CKM ASIA LTD.

Name	Signed	Date
Designed	LARRY CHAN	05/09/2023
Drawn	W. MAI	05/09/2023
Checked	LARRY CHAN	05/09/2023
Approved	PM TANG	05/09/2023

Contract No. SS M518

Project Title
DESIGN AND CONSTRUCTION OF LIGHT PUBLIC HOUSING AT YAU POK ROAD, YUEN LONG, AT TUEN MUN AREA 3A AND AT CHOI HING ROAD, NGAU TAU KOK

AP/ODA SUBMISSION
 () CONSENT IS GIVEN WITHOUT CONDITIONS
 () CONSENT IS GIVEN WITH CONDITIONS
 () CONSENT NOT GRANTED
 FOR AND ON BEHALF OF ARCHITECTURAL SERVICES DEPARTMENT
 DATE: _____

ARCHITECTURAL DESIGNER'S SIGNATURE FOR SUBMISSION:

 ZHOU RAYMOND CHUN SUM
 FOR AND ON BEHALF OF ANDREW LEE KING FUN & ASSOCIATES ARCHITECTS LTD. Date: _____

ARCHITECTURAL DESIGN CHECKER'S SIGNATURE FOR SUBMISSION:

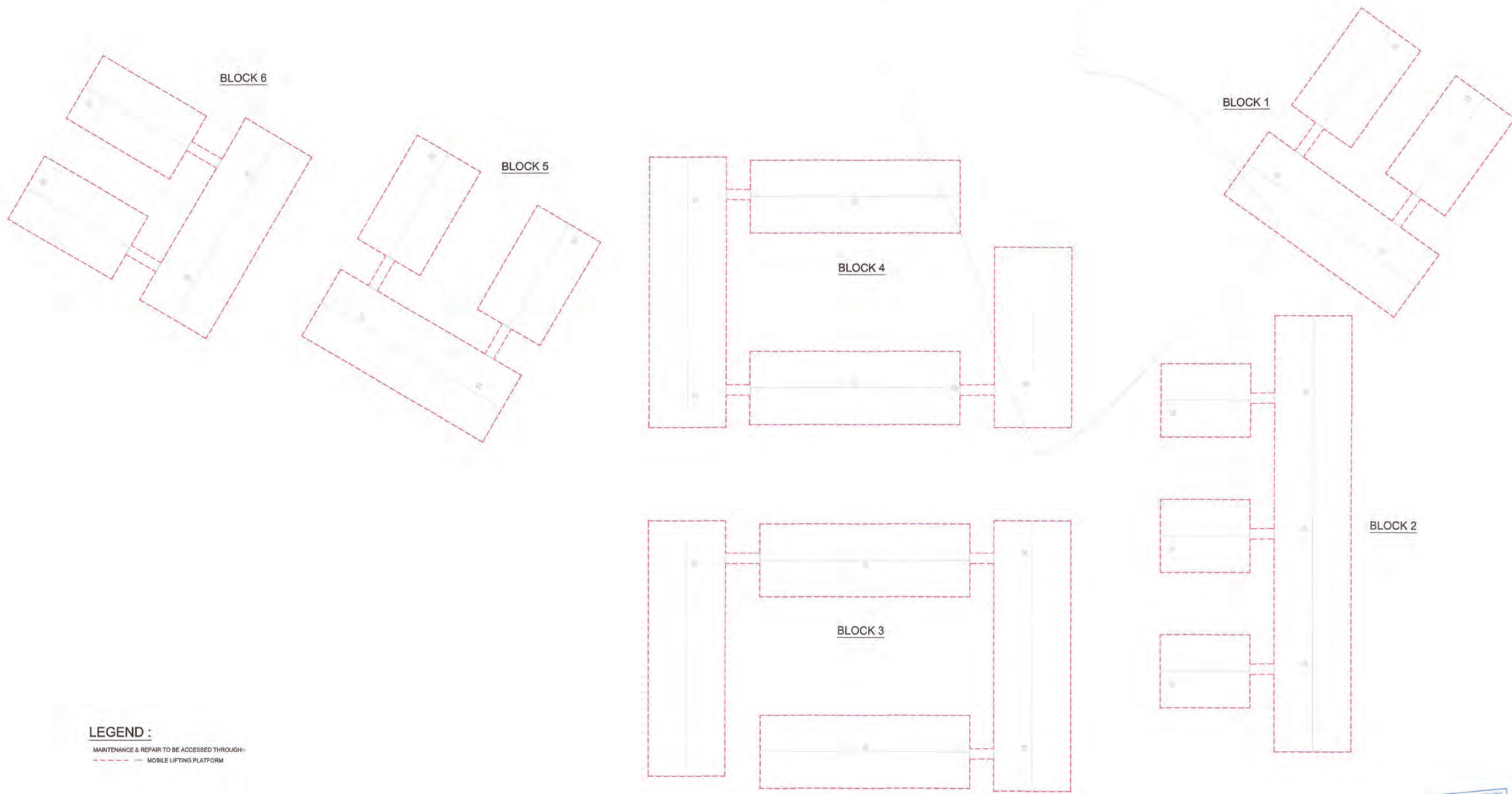
 YU KWUN HO, KENNETH
 FOR AND ON BEHALF OF K&W ARCHITECTS LTD. Date: _____

Drawing Title
M&R ACCESS PLAN (ZONE 1) 2ND FLOOR PLAN & ELEVATION (AT YAU POK ROAD, YUEN LONG)

Drawing No.	Scale	Rev.
AB/8800/SC65	1:300@A0	-

Date: 05/09/2023

建築署 Architectural Services Department



LEGEND :
 MAINTENANCE & REPAIR TO BE ACCESSED THROUGH-
 MOBILE LIFTING PLATFORM

(ZONE 1) ROOF FLOOR

FILE SERVICE REQUIREMENTS INCORPORATED
 Date: 7 JAN 2024
 (LAWYER'S SEAL)
 Simon Yip (Solicitor)

Notes:

No.	Date	Description	Initial

Revision

DESIGN AND BUILD CONTRACTOR:

中國鐵建

ARCHITECT: ANDREW LEE KING FUN & ASSOCIATES ARCHITECTS LTD.

CIVIL & STRUCTURAL ENGINEER: WILSON & ASSOC. LTD.

GEOTECHNICAL ENGINEER: ASIA INFRASTRUCTURE SOLUTION LTD.

MIC CONSULTANT: WILSON & ASSOC. LTD.

BUILDING SERVICES ENGINEER: J. ROGER PRESTON LTD.

LANDSCAPE CONSULTANT: EARTHASIA LTD.

INTERIOR & BRANDING DESIGNER: BREAD STUDIO

ENVIRONMENTAL, BEAM CERTIFICATION, SUSTAINABILITY & ACOUSTIC CONSULTANT: RAMBOLL H.K. LTD.

PLANNING CONSULTANT: KTA PLANNING LTD.

TRAFFIC CONSULTANT: CKM ASIA LTD.

	Name	Signed	Date
Designed	LARRY CHAI		05/09/2023
Drawn	W. MAH		05/09/2023
Checked	LARRY CHAI		05/09/2023
Approved	PH TANG		05/09/2023

Contract No. SS M518

Project Title
 DESIGN AND CONSTRUCTION OF LIGHT PUBLIC HOUSING AT YAU POK ROAD, YUEN LONG, AT TUEN MUN AREA 3A AND AT CHOI HING ROAD, NGAU TAU KOK

APRIDA SUBMISSION
 () CONSENT IS GIVEN WITHOUT CONDITIONS
 () CONSENT IS GIVEN WITH CONDITIONS
 () CONSENT NOT GRANTED
 FOR AND ON BEHALF OF ARCHITECTURAL SERVICES DEPARTMENT
 DATE: _____

ARCHITECTURAL DESIGNER'S SIGNATURE FOR SUBMISSION:

ZHOU RAYMOND CHUN SUM
 FOR AND ON BEHALF OF ANDREW LEE KING FUN & ASSOCIATES ARCHITECTS LTD. Date: _____

ARCHITECTURAL DESIGN CHECKER'S SIGNATURE FOR SUBMISSION:

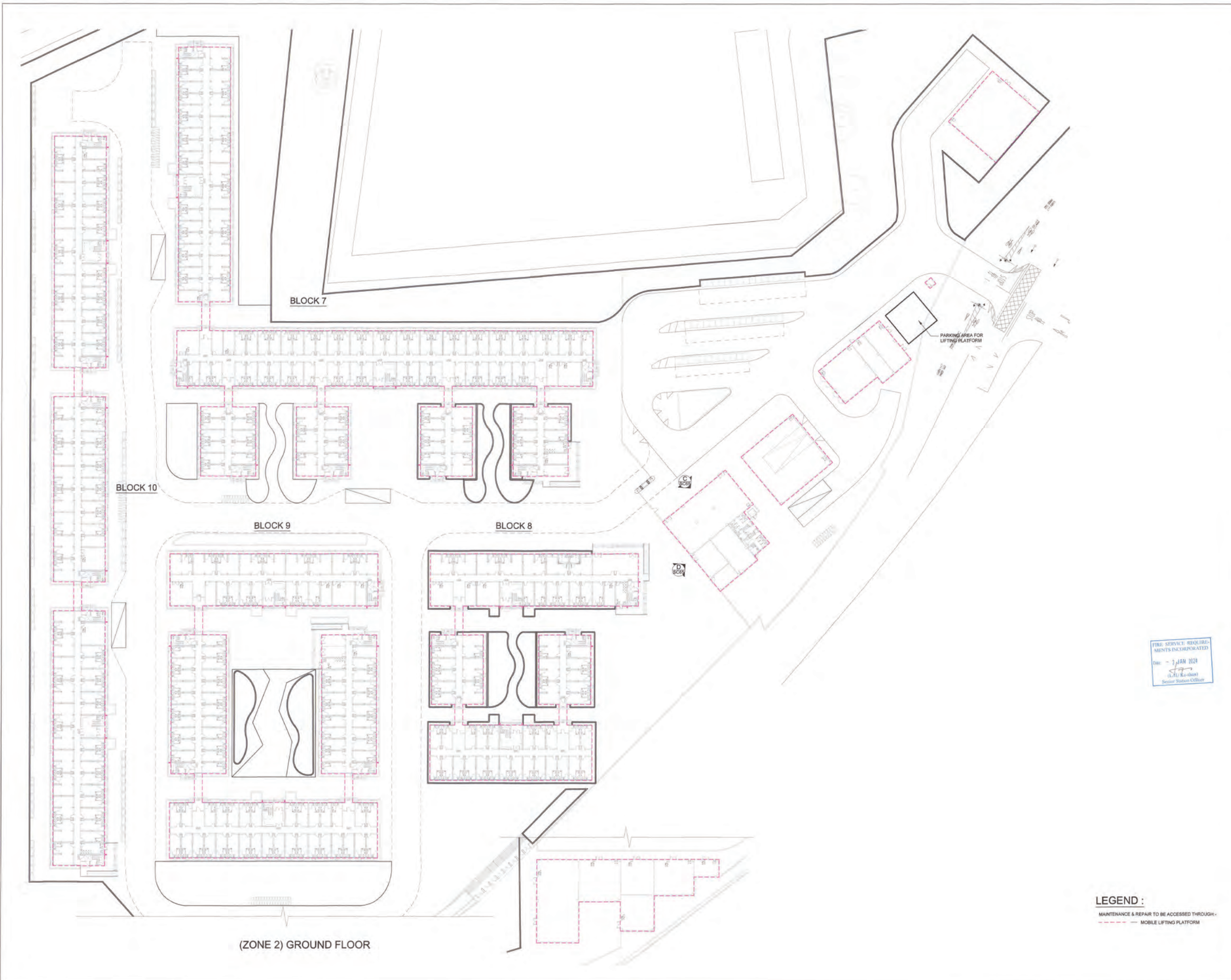
YU KHUN HO, KENNETH
 FOR AND ON BEHALF OF K&W ARCHITECTS LTD. Date: _____

Drawing Title
 M&R ACCESS PLAN (ZONE 1)
 ROOF FLOOR PLAN
 (AT YAU POK ROAD, YUEN LONG)

Drawing No.	Scale	Rev.
AB/8800/SC66	1:300@A0	-

Date: 05/09/2023

建築署
 Architectural Services Department



(ZONE 2) GROUND FLOOR

LEGEND :
 - - - - - MAINTENANCE & REPAIR TO BE ACCESSED THROUGH -
 - - - - - MOBILE LIFTING PLATFORM

Notes:

No.	Date	Description	Initial

Revision

DESIGN AND BUILD CONTRACTOR:

CHEVALIER 中国铁建

ARCHITECT: **ALKF+**
 ANDREW LEE KING FUN & ASSOCIATES ARCHITECTS LTD.

CIVIL & STRUCTURAL ENGINEER:
 Wilson & Associates Ltd.
 WILSON & ASSOC. LTD.

GEOTECHNICAL ENGINEER: asia infrastructure solutions

ASIA INFRASTRUCTURE SOLUTION LTD.

MIC CONSULTANT:
 Wilson & Associates Ltd.
 WILSON & ASSOC. LTD.

BUILDING SERVICES ENGINEER:
 JRP 達信 J. ROGER PRESTON LTD.

LANDSCAPE CONSULTANT: EARTHASIA LTD.

INTERIOR & BRANDING DESIGNER:
BREAD BREAD STUDIO

ENVIRONMENTAL, BEAM CERTIFICATION, SUSTAINABILITY & ACOUSTIC CONSULTANT:
 RAMBOLL H.K. LTD.

PLANNING CONSULTANT:
 KTA PLANNING LTD.

TRAFFIC CONSULTANT:
 CKM ASIA LTD.

	Name	Signed	Date
Designed	LARRY CHAN		05/09/2023
Drawn	W. MAW		05/09/2023
Checked	LARRY CHAN		05/09/2023
Approved	PHI TANG		05/09/2023

Contract No. SS M518

Project Title
DESIGN AND CONSTRUCTION OF LIGHT PUBLIC HOUSING AT YAU POK ROAD, YUEN LONG, AT TUEN MUN AREA 3A AND AT CHOI HING ROAD, NGAU TAU KOK

APRIDA SUBMISSION
 CONSENT IS GIVEN WITHOUT CONDITIONS
 CONSENT IS GIVEN WITH CONDITIONS
 CONSENT NOT GRANTED
 FOR AND ON BEHALF OF ARCHITECTURAL SERVICES DEPARTMENT

DATE: _____

ARCHITECTURAL DESIGNER'S SIGNATURE FOR SUBMISSION

ZHOU RAYMOND CHUN SUM
 FOR AND ON BEHALF OF ANDREW LEE KING FUN & ASSOCIATES ARCHITECTS LTD. Date: _____

ARCHITECTURAL DESIGN CHECKER'S SIGNATURE FOR SUBMISSION

YU KWUN HO, KENNETH
 FOR AND ON BEHALF OF K&W ARCHITECTS LTD. Date: _____

Drawing Title
**M&R ACCESS PLAN (ZONE 2)
 GROUND FLOOR PLAN
 (AT YAU POK ROAD, YUEN LONG)**

Drawing No.	Scale	Rev.
AB/8800/SC67	1:300@A3	-

Date: 05/09/2023

建築署 Architectural Services Department

FIRE SERVICE REQUIREMENTS INCORPORATED
 Date: 2 JAN 2024

 Senior Systems Officer



(ZONE 2) 1ST FLOOR

LEGEND :
 - - - - - MAINTENANCE & REPAIR TO BE ACCESSED THROUGH -
 ——— MOBILE LIFTING PLATFORM

Notes :

No.	Date	Description	Initial

Revision

DESIGN AND BUILD CONTRACTOR :

CHEVALIER  中國鐵建

ARCHITECT : **ALKF+**
 ANDREW LEE KING FUN & ASSOCIATES ARCHITECTS LTD.

CIVIL & STRUCTURAL ENGINEER :
Wilson & Associates Ltd
 CONSULTING ENGINEERS PLANNERS ARCHITECTS


WILSON & ASSOC. LTD.

GEOTECHNICAL ENGINEER :  **asia infrastructure solutions**

ASIA INFRASTRUCTURE SOLUTION LTD.


MIC CONSULTANT : **Wilson & Associates Ltd**
 CONSULTING ENGINEERS PLANNERS ARCHITECTS


WILSON & ASSOC. LTD.

BUILDING SERVICES ENGINEER :  **J. ROGER PRESTON LTD.**

LANDSCAPE CONSULTANT :  **EARTHASIA LTD.**

INTERIOR & BRANDING DESIGNER : **BREAD** **BREAD STUDIO**

ENVIRONMENTAL, BEAM CERTIFICATION, SUSTAINABILITY & ACOUSTIC CONSULTANT :  **RAMBOLL H.K. LTD.**

PLANNING CONSULTANT :  **KTA PLANNING LTD.**

TRAFFIC CONSULTANT :  **CKM ASIA LTD.**

	Name	Signed	Date
Designed	LARRY CHAN		05/09/2023
Drawn	W. MAH		05/09/2023
Checked	LARRY CHAN		05/09/2023
Approved	PM TANG		05/09/2023

Contract No. **SS M518**

Project Title
DESIGN AND CONSTRUCTION OF LIGHT PUBLIC HOUSING AT YAU POK ROAD, YUEN LONG, AT TUEN MUN AREA 3A AND AT CHOI HING ROAD, NGAU TAU KOK

APRIDA SUBMISSION

CONSENT IS GIVEN WITHOUT CONDITIONS
 CONSENT IS GIVEN WITH CONDITIONS
 CONSENT NOT GRANTED

FOR AND ON BEHALF OF ARCHITECTURAL SERVICES DEPARTMENT

DATE: _____

ARCHITECTURAL DESIGNER'S SIGNATURE FOR SUBMISSION

ZHOU RAYMOND CHUN SUM
 FOR AND ON BEHALF OF ANDREW LEE KING FUN & ASSOCIATES ARCHITECTS LTD. Date: _____

ARCHITECTURAL DESIGN CHECKER'S SIGNATURE FOR SUBMISSION

YU KHUN HO, KENNETH
 FOR AND ON BEHALF OF K&W ARCHITECTS LTD. Date: _____

Drawing Title
**M&R ACCESS PLAN (ZONE 2)
 1ST FLOOR PLAN
 (AT YAU POK ROAD, YUEN LONG)**

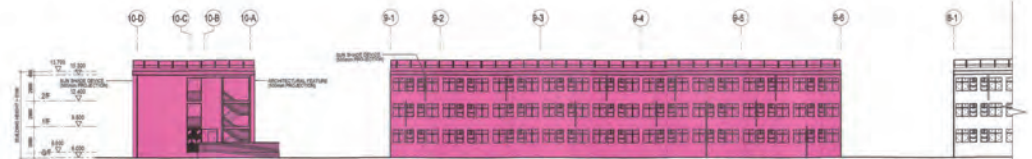
Drawing No.	Scale	Rev.
AB/8800/SC68	1:300@A0	-

Date: 05/09/2023


FIRE SERVICE REQUIREMENTS INCORPORATED
 Date: 3 JAN 2024
 (LAW Kwan-tam)
 Service Station Officer



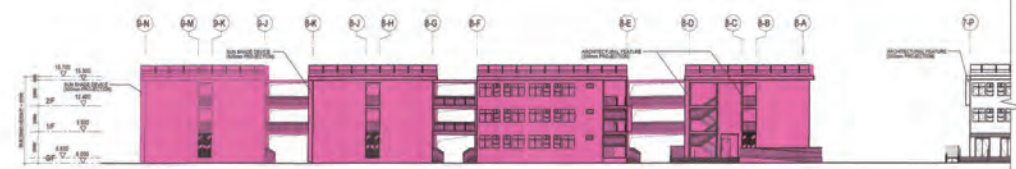
(ZONE 2) 2ND FLOOR



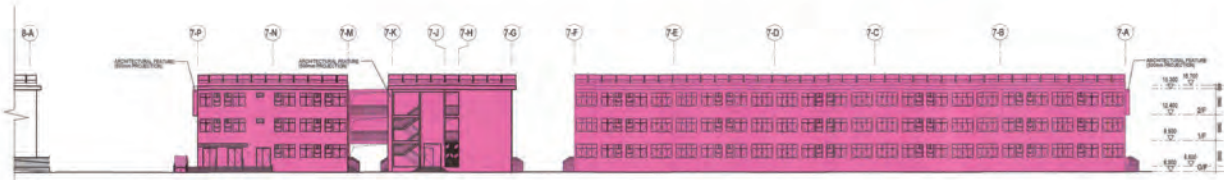
ELEVATION 1 (ZONE 2)



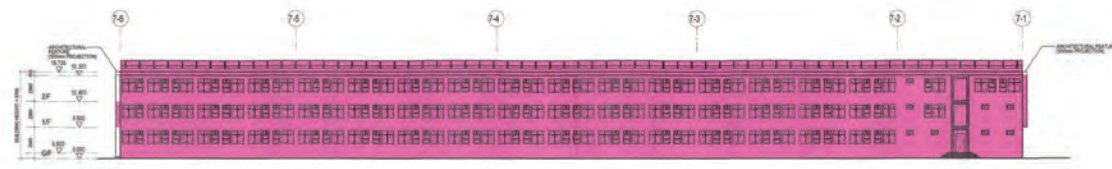
ELEVATION 1 (ZONE 2)




ELEVATION 2 (ZONE 2)



ELEVATION 2 (ZONE 2)



ELEVATION 3 (ZONE 2)



ELEVATION C (ZONE 2)



ELEVATION D (ZONE 2)

FIRE SERVICE REQUIREMENTS INCORPORATED
 Iss: 3 JAN 2024
 (LAW Koon-ho)
 Senior Section Officer

LEGEND :
 MAINTENANCE & REPAIR TO BE ACCESSED THROUGH:-
 - - - MOBILE LIFTING PLATFORM
 - - - MOBILE LIFTING PLATFORM

Notes:

No.	Date	Description	Initial

Revision

DESIGN AND BUILD CONTRACTOR:

CHEVALIER  中国铁建

ARCHITECT:  ANDREW LEE KING FUN & ASSOCIATES ARCHITECTS LTD.

CIVIL & STRUCTURAL ENGINEER:  WILSON & ASSOC. LTD.

GEOTECHNICAL ENGINEER:  ASIA INFRASTRUCTURE SOLUTION LTD.

MIC CONSULTANT:  WILSON & ASSOC. LTD.

BUILDING SERVICES ENGINEER:  J. ROGER PRESTON LTD.

LANDSCAPE CONSULTANT:  EARTHASIA LTD.

INTERIOR & BRANDING DESIGNER:  BREAD STUDIO

ENVIRONMENTAL, BEAM CERTIFICATION, SUSTAINABILITY & ACOUSTIC CONSULTANT:  RAMBOLL H.K. LTD.

PLANNING CONSULTANT:  KTA PLANNING LTD.

TRAFFIC CONSULTANT:  CKM ASIA LTD.

Name	Signed	Date
Designed	LARRY CHAN	05/09/2023
Drawn	W. MAN	05/09/2023
Checked	LARRY CHAN	05/09/2023
Approved	PHI YANG	05/09/2023

Contract No. SS M518

Project Title
DESIGN AND CONSTRUCTION OF LIGHT PUBLIC HOUSING AT YAU POK ROAD, YUEN LONG, AT TUEN MUN AREA 3A AND AT CHOI HING ROAD, NGAU TAU KOK

AIP/DA SUBMISSION
 () CONSENT IS GIVEN WITHOUT CONDITIONS
 () CONSENT IS GIVEN WITH CONDITIONS
 () CONSENT NOT GRANTED
 FOR AND ON BEHALF OF ARCHITECTURAL SERVICES DEPARTMENT
 DATE: _____

ARCHITECTURAL DESIGNER'S SIGNATURE FOR SUBMISSION:
 ZHOU RAYMOND CHUN SUM
 FOR AND ON BEHALF OF ANDREW LEE KING FUN & ASSOCIATES ARCHITECTS LTD. Date: _____

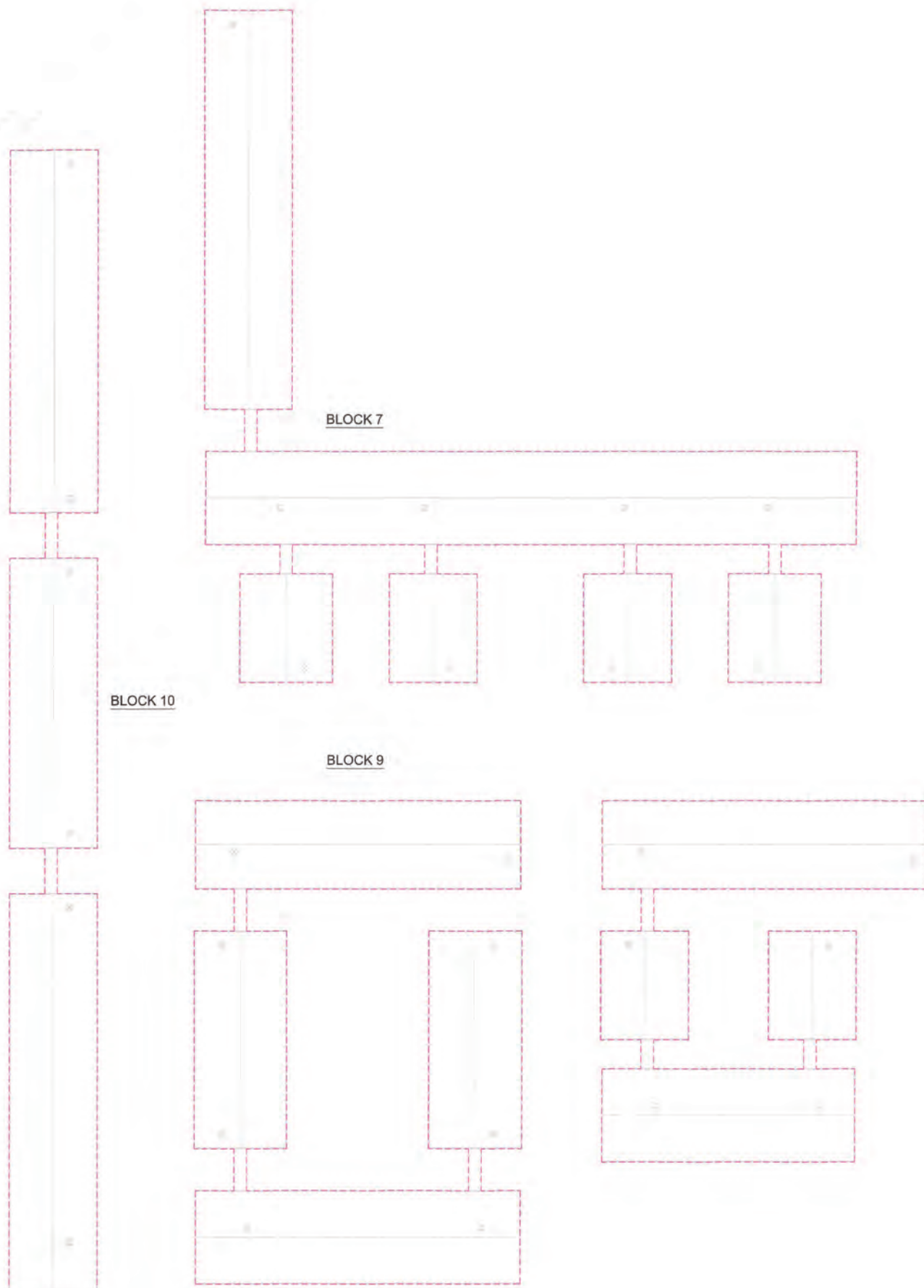
ARCHITECTURAL DESIGN CHECKER'S SIGNATURE FOR SUBMISSION:
 YU KWUN HO, KENNETH
 FOR AND ON BEHALF OF K&W ARCHITECTS LTD. Date: _____

Drawing Title
**M&R ACCESS PLAN (ZONE 2)
 2ND FLOOR PLAN
 (AT YAU POK ROAD, YUEN LONG)**

Drawing No.	Scale	Rev.
AB/8800/SC69	1:300@A0	-

Date: 05/09/2023

 建築署
 Architectural Services Department



(ZONE 1) ROOF FLOOR

LEGEND :
 MAINTENANCE & REPAIR TO BE ACCESSED THROUGH-

Notes:

No.	Date	Description	Initial

Revision

DESIGN AND BUILD CONTRACTOR :



ARCHITECT : **ALKF+**
 ANDREW LEE KING FUN & ASSOCIATES ARCHITECTS LTD.

CIVIL & STRUCTURAL ENGINEER :
 Wilson & Associates Ltd.
 WILSON & ASSOC. LTD.

GEOTECHNICAL ENGINEER :
 Asia Infrastructure Solutions
 ASIA INFRASTRUCTURE SOLUTION LTD.

MIC CONSULTANT :
 Wilson & Associates Ltd.
 WILSON & ASSOC. LTD.

BUILDING SERVICES ENGINEER :
 JRP J. ROGER PRESTON LTD.

LANDSCAPE CONSULTANT :
 EARTHASIA LTD.

INTERIOR & BRANDING DESIGNER :
BREAD BREAD STUDIO

ENVIRONMENTAL, BEAM CERTIFICATION, SUSTAINABILITY & ACOUSTIC CONSULTANT :
 RAMBOLL H.K. LTD.

PLANNING CONSULTANT :
 KTA PLANNING LTD.

TRAFFIC CONSULTANT :
 CKM ASIA LTD.

	Name	Signed	Date
Designed	LARRY CHAN		05/09/2023
Drawn	W. MAN		05/09/2023
Checked	LARRY CHAN		05/09/2023
Approved	PM TANG		05/09/2023

Contract No. SS M518

Project Title
DESIGN AND CONSTRUCTION OF LIGHT PUBLIC HOUSING AT YAU POK ROAD, YUEN LONG, AT TUEN MUN AREA 3A AND AT CHOI HING ROAD, NGAU TAU KOK

AP/ODA SUBMISSION
 CONSENT IS GIVEN WITHOUT CONDITIONS
 CONSENT IS GIVEN WITH CONDITIONS
 CONSENT NOT GRANTED
 FOR AND ON BEHALF OF ARCHITECTURAL SERVICES DEPARTMENT
 DATE: _____

ARCHITECTURAL DESIGNER'S SIGNATURE FOR SUBMISSION

ZHOU RAYMOND CHUN SUM
 FOR AND ON BEHALF OF ANDREW LEE KING FUN & ASSOCIATES ARCHITECTS LTD. Date: _____

ARCHITECTURAL DESIGN CHECKER'S SIGNATURE FOR SUBMISSION

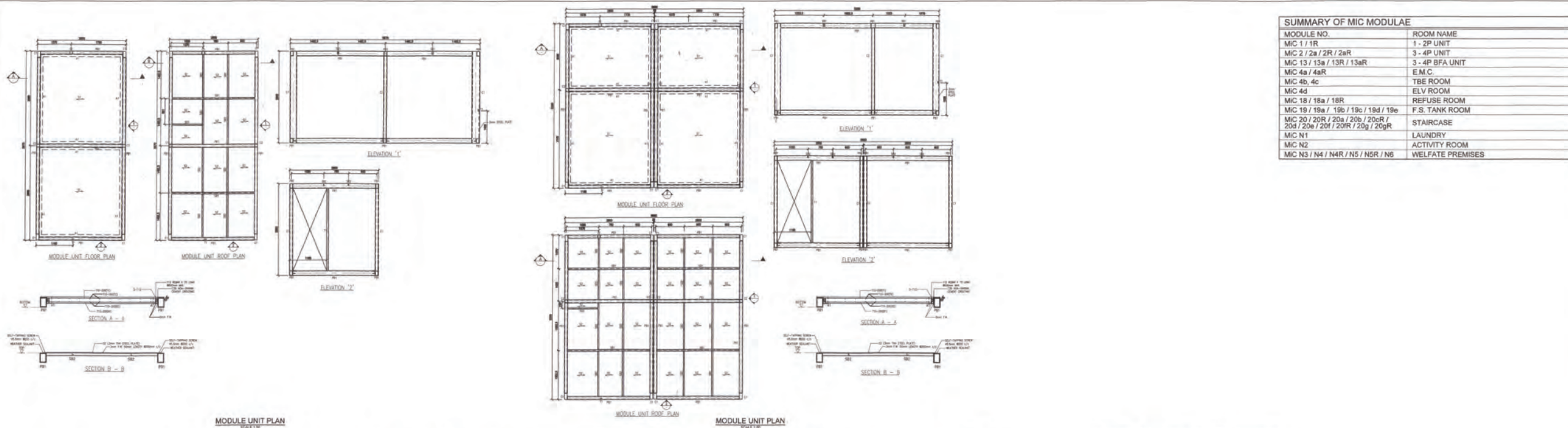
YU KWUN HO, KENNETH
 FOR AND ON BEHALF OF K&W ARCHITECTS LTD. Date: _____

Drawing Title
M&R ACCESS PLAN (ZONE 2) ROOF PLAN (AT YAU POK ROAD, YUEN LONG)

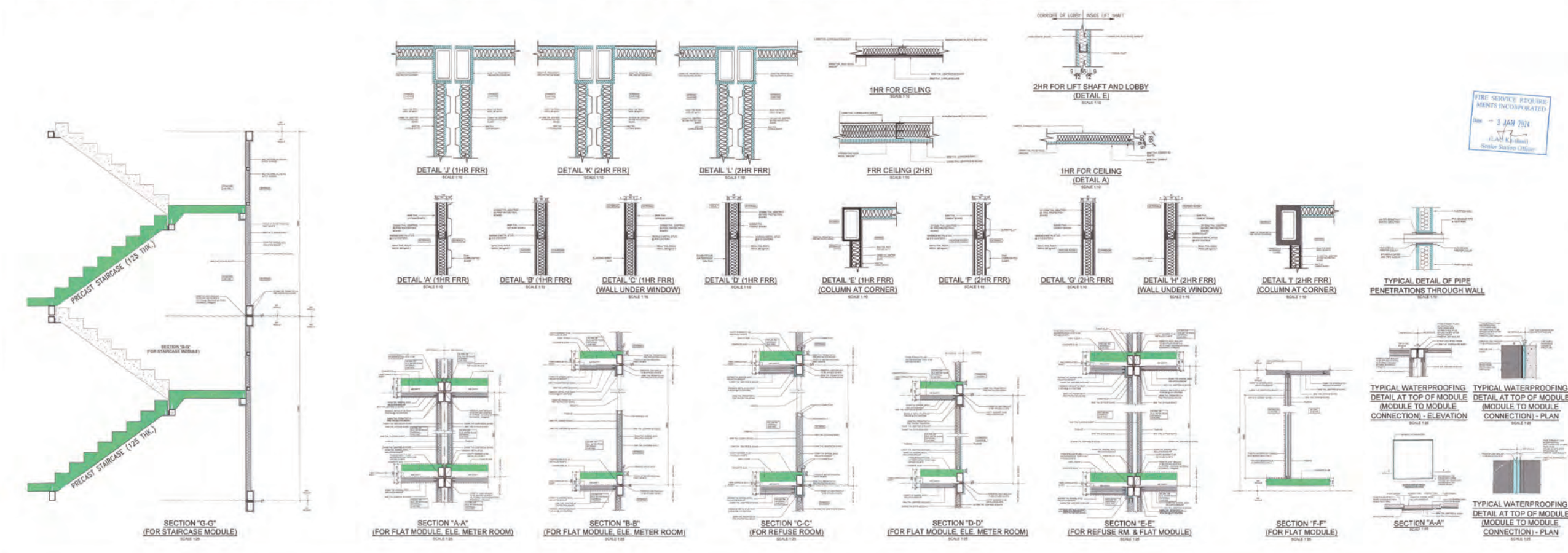
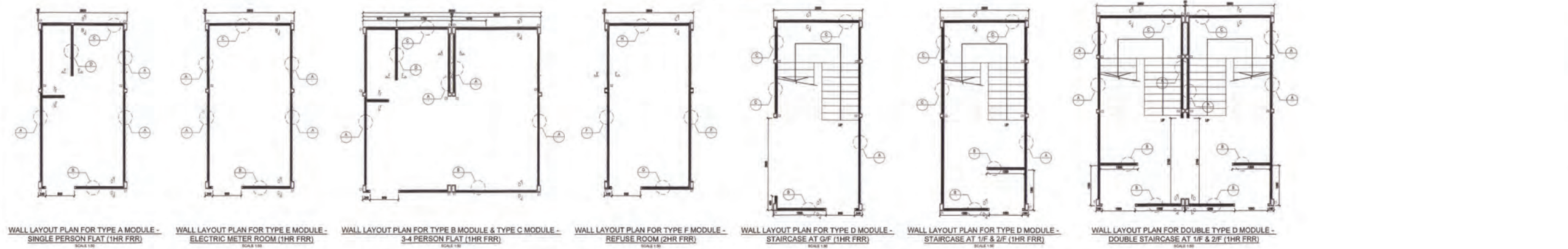
Drawing No.	Scale	Rev.
AB/8800/SC70	1:300@A0	-

Date: 05/09/2023





MODULE NO.	ROOM NAME
MIC 1 / 1R	1 - 2P UNIT
MIC 2 / 2a / 2R / 2aR	3 - 4P UNIT
MIC 13 / 13a / 13R / 13aR	3 - 4P BFA UNIT
MIC 4a / 4aR	E.M.C.
MIC 4b, 4c	TBE ROOM
MIC 4d	ELV ROOM
MIC 18 / 18a / 18R	REFUSE ROOM
MIC 19 / 19a / 19b / 19c / 19d / 19e	F.S. TANK ROOM
MIC 20 / 20R / 20a / 20b / 20cR / 20d / 20e / 20f / 20fR / 20g / 20gR	STAIRCASE
MIC N1	LAUNDRY
MIC N2	ACTIVITY ROOM
MIC N3 / N4 / N4R / N5 / N5R / N6	WELFATE PREMISES



Notes:

FOR FIRE SERVICES DEPT.

No.	Date	Description	Initial

Revision

DESIGN AND BUILD CONTRACTOR:

CHEVALIER **中国铁建**

ARCHITECT: **ALKF+**
ANDREW LEE KING FUN & ASSOCIATES ARCHITECTS LTD.

CIVIL & STRUCTURAL ENGINEER:
Wilson & Associates Ltd
Wilson & Associates Ltd
Consulting Engineers, Planners, Surveyors

WILSON & ASSOC. LTD.

GEOTECHNICAL ENGINEER: **asia infrastructure solutions**

ASIA INFRASTRUCTURE SOLUTION LTD.

MIC CONSULTANT:
Wilson & Associates Ltd
Wilson & Associates Ltd
Consulting Engineers, Planners, Surveyors

WILSON & ASSOC. LTD.

BUILDING SERVICES ENGINEER:
JRP J. ROGER PRESTON LTD.

LANDSCAPE CONSULTANT:
EARTHASIA LTD.

INTERIOR & BRANDING DESIGNER:
BREAD BREAD STUDIO

ENVIRONMENTAL, BEAM CERTIFICATION, SUSTAINABILITY & ACOUSTIC CONSULTANT:
RAMBOLL RAMBOLL H.K. LTD.

PLANNING CONSULTANT:
KTA KTA PLANNING LTD.

TRAFFIC CONSULTANT:
CKM CKM ASIA LTD.

Name	Signed	Date
LARRY CHAN		05/09/2023
W. MAN		05/09/2023
LARRY CHAN		05/09/2023
PM TANG		05/09/2023

Contract No. SS M518

Project Title

DESIGN AND CONSTRUCTION OF LIGHT PUBLIC HOUSING AT YAU POK ROAD, YUEN LONG, AT TUEN MUN AREA 3A AND AT CHOI HING ROAD, NGAU TAU KOK

APPROVAL SUBMISSION

() CONSENT IS GIVEN WITHOUT CONDITIONS
() CONSENT IS GIVEN WITH CONDITIONS
() CONSENT NOT GRANTED

FOR AND ON BEHALF OF ARCHITECTURAL SERVICES DEPARTMENT

DATE:

ARCHITECTURAL DESIGNER'S SIGNATURE FOR SUBMISSION:

ZHOU RAYMOND CHUN SUM
FOR AND ON BEHALF OF ANDREW LEE KING FUN & ASSOCIATES ARCHITECTS LTD. Date:

ARCHITECTURAL DESIGN CHECKER'S SIGNATURE FOR SUBMISSION:

YU KWUN HO, KENNETH
FOR AND ON BEHALF OF K&W ARCHITECTS LTD. Date:

Drawing Title

MIC DETAIL (AT YAU POK ROAD, YUEN LONG)

Drawing No.	Scale	Rev.
AB/SSM518/YL/SC71	AS SHOWN	-

Date: 05/09/2023

建築署 Architectural Services Department